

SPORT DIVISION BARCELONA Private Testing 2

Sector Analysis

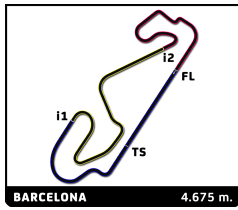
— Invalidated Lap

■ Personal Best

■ Session Best

■ Crossing the pit lane

Lap	Time	Sector 1	Sector 2	Sector 3	T.Sp	Elapsed	Lap	Time	Sector 1	Sector 2	Sector 3	T.Sp	Elapsed	
7	Didier GLORIEUX BEL							9	5:16.123	3:44.021	52.259	39.843	119.1	27:14.676
	Speed Lover Racing Team Porsche 911 GT3 Cup							10	1:56.929	35.283	44.234	37.412	222.8	29:11.605
1	6:06.376	4:37.720	49.460	39.196	134.1	6:06.376	11	1:52.458	32.556	43.036	36.866	257.0	31:04.063	
2	1:55.243	33.707	44.147	37.389	247.7	8:01.619	12	1:51.601	32.338	42.639	36.624	258.9	32:55.664	
3	1:53.092	32.280	43.671	37.141	260.7	9:54.711	13	1:51.289	31.910	42.463	36.916	260.7	34:46.953	
4	1:51.739	32.221	42.915	36.603	261.3	11:46.450	14	1:51.555	31.791	42.475	37.289	260.1	36:38.508	
5	1:51.498	32.119	42.566	36.813	261.3	13:37.948	15	2:00.927 B	31.945	42.797	46.185	259.5	38:39.435	
6	1:52.709	32.260	43.301	37.148	259.5	15:30.657	16	5:37.487	4:16.070	43.762	37.655	179.1	44:16.922	
7	1:52.899	32.590	43.337	36.972	260.1	17:23.556	17	1:51.973	32.225	42.755	36.993	260.1	46:08.895	
8	1:53.297	32.140	43.086	38.071	260.1	19:16.853	18	1:51.412	31.958	42.679	36.775	261.3	48:00.307	
9	2:00.435 B	32.444	42.859	45.132	258.2	21:17.288	19	1:50.979	31.883	42.390	36.706	260.1	49:51.286	
10	8:01.364	6:40.233	43.489	37.642	154.9	29:18.652	20	1:52.055	31.876	42.717	37.462	260.1	51:43.341	
11	1:53.405	32.716	43.212	37.477	262.0	31:12.057	21	1:52.329	31.906	43.314	37.109	258.9	53:35.670	
12	1:52.479	32.271	42.911	37.297	260.7	33:04.536	22	1:51.971	31.926	42.994	37.051	258.2	55:27.641	
13	1:51.694	31.934	42.517	37.243	261.3	34:56.230								
14	1:51.984	32.013	42.478	37.493	260.7	36:48.214	14	Lin HODENIUS NLD						
15	2:01.157 B	32.662	43.258	45.237	262.0	38:49.371		Team GP Elite Porsche 911 GT3 Cup						
16	6:43.502	5:22.842	43.426	37.234	137.3	45:32.873	1	3:31.594	1:23.356	1:15.022	53.216	134.4	3:31.594	
17	1:52.718	32.417	43.001	37.300	260.7	47:25.591	2	2:27.783	54.214	51.791	41.778	70.3	5:59.377	
18	1:53.651	32.476	43.473	37.702	259.5	49:19.242	3	2:10.267	43.772	46.690	39.805	198.8	8:09.644	
19	1:53.292	32.738	43.300	37.254	259.5	51:12.534	4	1:53.456	32.851	43.475	37.130	256.4	10:03.100	
20	1:53.184	32.379	43.679	37.126	260.7	53:05.718	5	2:06.424 B	35.142	44.835	46.447	215.7	12:09.524	
21	1:52.420	32.277	42.883	37.260	260.7	54:58.138	6	11:36.468	...	44.756	37.697	145.0	23:45.992	
22	1:51.955	32.129	42.739	37.087	259.5	56:50.093	7	1:54.403	32.529	43.989	37.885	257.0	25:40.395	
							8	1:53.128	32.501	43.316	37.311	259.5	27:33.523	
9	Will ASPIN GBR							9	1:53.005	32.151	43.394	37.460	262.0	29:26.528
	Revs Motorsport Porsche 911 GT3 Cup							10	1:57.446 B	32.182	43.185	42.079	260.7	31:23.974
1	4:04.608	2:30.108	52.637	41.863	134.1	4:04.608	11	3:18.144	1:55.641	45.307	37.196	179.1	34:42.118	
2	1:59.399	36.498	45.055	37.846	222.8	6:04.007	12	1:53.973	32.216	43.345	38.412	265.2	36:36.091	
3	1:54.598	33.437	43.839	37.322	257.6	7:58.605	13	1:51.968	31.756	42.539	37.673	263.9	38:28.059	
4	1:52.926	32.556	43.143	37.227	263.2	9:51.531	14	1:57.502 B	32.115	42.941	42.446	263.2	40:25.561	
5	1:51.828	32.264	42.771	36.793	264.5	11:43.359	15	3:55.819	2:19.041	56.503	40.275	166.7	44:21.380	
6	1:56.351	36.120	43.252	36.979	263.2	13:39.710	16	2:01.287	38.048	44.366	38.873	207.5	46:22.667	
7	1:57.924 B	32.081	42.998	42.845	263.9	15:37.634	17	1:52.485	32.445	42.788	37.252	255.8	48:15.152	
8	4:55.518	3:27.935	43.313	44.270	143.8	20:33.152	18	1:51.465	31.992	42.594	36.879	262.0	50:06.617	
9	2:14.159 B	34.224	42.999	56.936	263.2	22:47.311	19	1:52.187	31.905	42.914	37.368	262.6	51:58.804	
10	13:12.656	...	45.399	37.891	155.8	35:59.967	20	1:50.855	31.766	42.266	36.823	261.3	53:49.659	
11	1:52.534	32.394	43.104	37.036	257.6	37:52.501	21	1:52.701	31.877	42.660	38.164	263.2	55:42.360	
12	1:53.013	31.802	43.796	37.415	263.2	39:45.514								
13	1:53.362	32.808	43.636	36.918	262.6	41:38.876	17	Christoph LANGER DEU						
14	2:04.157 B	34.344	47.695	42.118	262.6	43:43.033		Fach Auto Tech Porsche 911 GT3 Cup						
15	7:10.375	5:44.632	46.480	39.263	118.9	50:53.408	1	2:53.527	1:14.949	55.960	42.618	126.7	2:53.527	
16	1:52.106	32.337	42.735	37.034	262.0	52:45.514	2	2:01.653	35.656	47.578	38.419	218.8	4:55.180	
17	1:56.607	31.854	42.926	41.827	263.2	54:42.121	3	1:56.304	34.021	44.434	37.849	260.1	6:51.484	
18	1:51.917	31.949	42.503	37.465	262.6	56:34.038	4	1:54.132	32.241	43.778	38.113	260.1	8:45.616	
							5	1:53.843	32.923	43.254	37.666	260.7	10:39.459	
12	Lucas VAN EIJNDHOVEN NLD							6	1:53.898	32.382	43.497	38.019	261.3	12:33.357
	JW Raceservice Porsche 911 GT3 Cup							7	2:12.215 B	45.116	44.246	42.853	263.2	14:45.572
1	8:34.543	7:00.437	52.893	41.213	105.2	8:34.543	8	4:03.639	2:37.850	48.022	37.767	172.3	18:49.211	
2	1:58.918	36.232	44.880	37.806	203.2	10:33.461	9	1:53.345	32.249	43.564	37.532	260.1	20:42.556	
3	1:53.490	32.904	43.525	37.061	258.9	12:26.951	10	1:53.453	32.091	43.410	37.952	262.0	22:36.009	
4	1:53.417	32.422	44.086	36.909	258.9	14:20.368	11	1:53.315	32.100	43.826	37.389	260.1	24:29.324	
5	1:52.458	32.528	43.014	36.916	260.1	16:12.826	12	1:52.702	32.050	43.171	37.481	261.3	26:22.026	
6	1:52.150	32.260	43.047	36.843	259.5	18:04.976	13	1:52.480	32.066	43.039	37.375	261.3	28:14.506	
7	1:51.657	31.953	42.938	36.766	260.1	19:56.633	14	1:58.235 B	32.087	43.526	42.622	261.3	30:12.741	
8	2:01.920 B	32.008	43.015	46.897	260.1	21:58.553	15	7:02.164	5:40.201	44.428	37.535	152.9	37:14.905	
							16	2:04.307	32.242	49.915	42.150	258.9	39:19.212	



SPORT DIVISION BARCELONA Private Testing 2

Sector Analysis

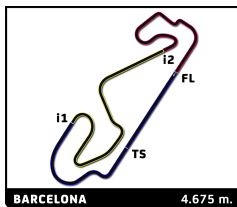
— Invalidated Lap

■ Personal Best

■ Session Best

■ Crossing the pit lane

Lap	Time	Sector 1	Sector 2	Sector 3	T.Spd	Elapsed	Lap	Time	Sector 1	Sector 2	Sector 3	T.Spd	Elapsed
17	2:01.299B	32.704	44.598	43.997	260.1	41:20.511	5	1:52.393	32.393	42.977	37.023	259.5	10:12.115
21	Sacha NORDEN					NLD	6	1:51.901	32.063	42.838	37.000	260.7	12:04.016
	Team GP Elite					Porsche 911 GT3 Cup	7	1:51.593	31.888	42.862	36.843	260.7	13:55.609
1	3:34.898	1:51.059	58.369	45.470	119.7	3:34.898	8	2:00.202B	32.481	42.993	44.728	260.1	15:55.811
2	2:13.628	42.164	51.578	39.886	105.0	5:48.526	9	4:56.086	3:35.415	43.304	37.367	173.1	20:51.897
3	1:56.978	33.455	45.782	37.741	255.8	7:45.504	10	1:54.374	32.303	44.318	37.753	258.2	22:46.271
4	1:54.132	32.644	44.119	37.369	255.8	9:39.636	11	2:35.238B	42.134	56.505	56.599	260.1	25:21.509
5	2:12.495B	34.521	47.109	50.865	216.6	11:52.131	12	6:24.085	5:02.635	43.828	37.622	172.0	31:45.594
6	12:50.529	...	44.109	37.807	136.2	24:42.660	13	1:53.495	32.828	43.197	37.470	258.9	33:39.089
7	1:52.871	32.504	43.352	37.015	259.5	26:35.531	14	2:02.733B	32.300	43.198	47.235	262.0	35:41.822
8	1:51.193	31.966	42.768	36.459	260.7	28:26.724	15	4:40.142	3:14.598	47.639	37.905	109.9	40:21.964
9	1:50.786	31.790	42.572	36.424	261.3	30:17.510	16	1:53.890	33.103	43.296	37.491	259.5	42:15.854
10	1:51.142	31.580	42.702	36.860	261.3	32:08.652	17	1:51.815	32.146	42.709	36.960	259.5	44:07.669
11	1:56.509B	31.651	42.606	42.252	260.1	34:05.161	18	2:17.275B	32.046	42.745	1:02.484	261.3	46:24.944
12	3:34.479	2:11.949	44.856	37.674	183.3	37:39.640	19	4:30.023	3:08.505	44.388	37.130	180.3	50:54.967
13	1:53.728	32.621	43.400	37.707	260.1	39:33.368	20	1:58.329	32.027	42.727	43.575	262.0	52:53.296
14	1:58.542B	32.500	43.584	42.458	259.5	41:31.910	21	1:52.109	31.899	42.685	37.525	261.3	54:45.405
15	4:55.004	3:20.641	53.891	40.472	115.5	46:26.914	22	1:51.359	31.987	42.523	36.849	262.6	56:36.764
16	2:01.734	35.086	45.559	41.089	236.3	48:28.648	33	Ryan RATCLIFFE					GBR
17	1:53.110	32.453	42.957	37.700	258.9	50:21.758		Team Parker Racing					Porsche 911 GT3 Cup
18	1:52.536	32.641	42.814	37.081	252.8	52:14.294	1	4:03.539	2:28.156	53.689	41.694	120.1	4:03.539
19	1:51.640	31.908	42.485	37.247	260.1	54:05.934	2	1:59.774	35.614	45.443	38.717	216.6	6:03.313
20	1:51.922	32.186	42.771	36.965	262.6	55:57.856	3	1:54.261	33.389	43.733	37.139	252.8	7:57.574
31	Sebastian FREYMUTH					DEU	4	1:52.195	32.284	43.067	36.844	260.1	9:49.769
	Huber Racing					Porsche 911 GT3 Cup	5	1:51.634	32.199	42.726	36.709	260.7	11:41.403
1	3:31.378	2:00.952	50.811	39.615	156.7	3:31.378	6	2:01.289B	32.074	42.610	46.605	260.1	13:42.692
2	2:00.991	36.309	45.020	39.662	214.9	5:32.369	7	4:48.173	3:27.641	43.487	37.045	160.6	18:30.865
3	1:53.159	32.744	43.357	37.058	258.9	7:25.528	8	1:51.945	32.278	42.998	36.669	260.1	20:22.810
4	1:51.781	32.232	42.651	36.898	260.1	9:17.309	9	1:51.760	32.058	42.824	36.878	260.7	22:14.570
5	1:51.992	32.571	42.723	36.698	262.6	11:09.301	10	1:52.008	32.244	42.794	36.970	261.3	24:06.578
6	1:51.418	31.956	42.734	36.728	261.3	13:00.719	11	2:01.382B	31.979	42.757	46.646	262.6	26:07.960
7	1:51.902	32.174	42.798	36.930	260.1	14:52.621	12	10:08.352	8:40.805	48.151	39.396	134.4	36:16.312
8	1:51.631	31.919	42.828	36.884	261.3	16:44.252	13	1:58.594	34.085	45.430	39.079	252.3	38:14.906
9	1:57.830B	32.407	42.965	42.458	262.6	18:42.082	14	1:53.360	32.492	43.506	37.362	257.0	40:08.266
10	8:07.315	6:46.140	43.629	37.546	181.2	26:49.397	15	1:51.695	32.085	43.043	36.567	258.9	41:59.961
11	1:52.851	32.342	43.337	37.172	258.2	28:42.248	16	1:51.017	31.859	42.454	36.704	260.7	43:50.978
12	1:53.022	32.067	42.760	38.195	260.1	30:35.270	17	1:50.751	31.748	42.409	36.594	260.7	45:41.729
13	1:52.546	32.108	43.387	37.051	260.1	32:27.816	18	2:01.604B	33.429	44.696	43.479	260.7	47:43.333
14	1:57.114B	32.061	43.052	42.001	261.3	34:24.930	41	Jake GIDDINGS					GBR
15	6:55.677	5:28.425	48.781	38.471	147.1	41:20.607		Team Parker Racing					Porsche 911 GT3 Cup
16	1:56.526	33.517	43.580	39.429	230.8	43:17.133	1	3:01.977	1:25.961	53.358	42.658	121.2	3:01.977
17	1:53.767	32.044	44.570	37.153	258.2	45:10.900	2	1:58.297	34.758	45.535	38.004	247.7	5:00.274
18	1:51.830	31.895	42.900	37.035	260.1	47:02.730	3	1:54.995	33.499	44.031	37.465	257.6	6:55.269
19	1:51.353	31.729	42.592	37.032	262.0	48:54.083	4	1:53.641	32.835	43.429	37.377	257.6	8:48.910
20	1:52.235	32.040	43.192	37.003	261.3	50:46.318	5	1:53.676	32.823	43.798	37.055	259.5	10:42.586
21	1:51.673	31.980	42.707	36.986	260.7	52:37.991	6	1:52.742	32.297	43.169	37.276	261.3	12:35.328
22	1:51.489	31.875	42.718	36.896	260.1	54:29.480	7	1:52.653	32.233	43.139	37.281	260.7	14:27.981
23	1:51.487	31.847	42.852	36.788	260.1	56:20.967	8	2:00.399B	32.320	43.601	44.478	260.7	16:28.380
32	Robin KNUTSSON					SWE	9	5:16.328	3:54.405	44.158	37.765	180.3	21:44.708
	WestCoast Racing					Porsche 911 GT3 Cup	10	1:59.117B	32.649	43.239	43.229	255.8	23:43.825
1	2:36.141	1:07.466	48.491	40.184	138.1	2:36.141	11	9:51.840	8:25.154	47.619	39.067	143.1	33:35.665
2	1:54.959	33.466	43.933	37.560	255.2	4:31.100	12	1:55.287	33.319	44.120	37.848	248.8	35:30.952
3	1:53.997	32.531	44.263	37.203	259.5	6:25.097	13	1:53.013	32.677	43.146	37.190	258.2	37:23.965
4	1:54.625	32.469	44.790	37.366	258.2	8:19.722	14	1:53.193	32.335	43.081	37.777	258.9	39:17.158
							15	1:53.309	32.359	43.430	37.520	258.9	41:10.467



SPORT DIVISION BARCELONA Private Testing 2

Sector Analysis

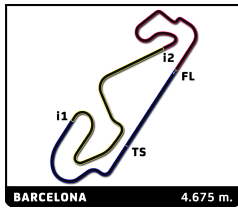
— Invalidated Lap

■ Personal Best

■ Session Best

B Crossing the pit lane

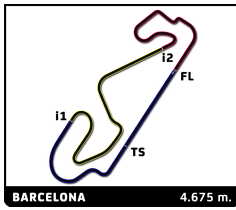
Lap	Time	Sector 1	Sector 2	Sector 3	T.Spd	Elapsed	Lap	Time	Sector 1	Sector 2	Sector 3	T.Spd	Elapsed	
16	1:52.565	32.068	43.138	37.359	259.5	43:03.032	5	1:51.029	31.857	42.542	36.630	263.9	10:41.019	
17	2:01.317B	32.303	44.428	44.586	259.5	45:04.349	6	1:51.685	32.181	42.632	36.872	263.2	12:32.704	
18	5:26.975B	3:59.952	44.379	42.644	161.1	50:31.324	7	1:50.977	31.894	42.362	36.721	260.7	14:23.681	
42	Cedric CHASSANG						FRA	8	1:51.035	31.780	42.600	36.655	262.0	16:14.716
	Team GP Elite						Porsche 911 GT3 Cup	9	1:51.130	31.803	42.475	36.852	263.9	18:05.846
1	3:58.211	2:15.574	57.898	44.739	114.2	3:58.211	10	1:56.975B	31.729	42.719	42.527	263.2	20:02.821	
2	2:16.687	44.556	51.909	40.222	143.4	6:14.898	11	7:26.010	5:52.958	53.347	39.705	149.1	27:28.831	
3	1:57.665	34.280	45.186	38.199	257.0	8:12.563	12	2:08.856	37.019	45.480	46.357	208.7	29:37.687	
4	1:56.999	34.188	44.703	38.108	259.5	10:09.562	13	1:51.720	31.935	42.688	37.097	260.1	31:29.407	
5	2:28.356B	44.097	55.938	48.321	120.9	12:37.918	14	1:50.806	31.745	42.403	36.658	259.5	33:20.213	
6	12:48.391	...	46.603	39.759	151.6	25:26.309	15	1:50.549	31.675	42.266	36.608	262.6	35:10.762	
7	1:56.100	33.492	44.222	38.386	254.6	27:22.409	16	1:51.058	31.544	42.698	36.816	263.2	37:01.820	
8	1:55.818	33.384	44.462	37.972	257.6	29:18.227	17	1:52.881	31.726	42.794	38.361	263.2	38:54.701	
9	1:56.909	33.572	45.532	37.805	257.6	31:15.136	18	1:50.413	31.617	42.279	36.517	261.3	40:45.114	
10	1:55.227	32.648	44.499	38.080	258.9	33:10.363	19	1:50.650	31.642	42.431	36.577	262.6	42:35.764	
11	1:55.034	32.583	43.852	38.599	258.2	35:05.397	20	1:57.581B	31.686	42.526	43.369	262.0	44:33.345	
12	1:54.374	32.917	43.794	37.663	255.8	36:59.771	21	5:00.684	3:39.818	43.024	37.842	178.8	49:34.029	
13	1:56.151	32.485	44.710	38.956	258.2	38:55.922	22	1:51.104	31.750	42.696	36.658	260.1	51:25.133	
14	2:02.686B	33.342	44.052	45.292	248.8	40:58.608	23	1:53.944	34.299	42.973	36.672	260.7	53:19.077	
15	7:06.711	5:44.832	43.974	37.905	117.7	48:05.319	24	1:50.739	31.657	42.340	36.742	261.3	55:09.816	
16	1:54.148	32.561	43.916	37.671	258.9	49:59.467	54	Adam SMALLEY						GBR
17	1:52.932	32.401	43.097	37.434	258.9	51:52.399		Team Parker Racing						Porsche 911 GT3 Cup
18	1:52.589	32.251	43.085	37.253	260.1	53:44.988	1	12:55.202	...	49.180	40.000	113.1	12:55.202	
19	1:52.460	31.988	43.208	37.264	260.1	55:37.448	2	2:01.081	34.698	47.953	38.430	246.5	14:56.283	
44	Janne STIAK						DEU	3	1:52.423	32.541	42.839	37.043	260.1	16:48.706
	ID Racing						Porsche 911 GT3 Cup	4	1:51.726	32.090	42.603	37.033	263.2	18:40.432
1	2:51.082	1:16.517	53.841	40.724	129.9	2:51.082	5	1:51.557	31.988	42.609	36.960	261.3	20:31.989	
2	2:02.700	36.359	46.962	39.379	218.3	4:53.782	6	1:51.321	31.963	42.588	36.770	262.0	22:23.310	
3	1:59.808	35.496	45.545	38.767	255.8	6:53.590	7	1:51.029	31.775	42.281	36.973	262.0	24:14.339	
4	1:57.701	33.396	45.339	38.966	260.7	8:51.291	8	2:00.359B	32.558	43.394	44.407	262.0	26:14.698	
5	1:55.236	32.674	44.666	37.896	262.6	10:46.527	9	9:44.146	8:17.352	48.031	38.763	108.0	35:58.844	
6	1:55.141	32.976	43.965	38.200	261.3	12:41.668	10	1:51.872	32.274	42.608	36.990	257.0	37:50.716	
7	1:54.770	32.512	44.112	38.146	259.5	14:36.438	11	1:50.954	31.887	42.346	36.721	260.7	39:41.670	
8	1:54.039	32.502	43.764	37.773	262.6	16:30.477	12	1:50.833	31.778	42.315	36.740	262.0	41:32.503	
9	2:00.758B	32.468	43.738	44.552	262.0	18:31.235	13	1:55.123	33.284	43.424	38.415	261.3	43:27.626	
10	5:12.689	3:48.669	45.767	38.253	138.5	23:43.924	14	1:58.397B	31.996	42.910	43.491	260.1	45:26.023	
11	1:54.377	32.556	43.866	37.955	259.5	25:38.301	15	5:26.599	4:01.035	46.705	38.859	91.0	50:52.622	
12	1:54.047	32.546	43.723	37.778	262.0	27:32.348	16	1:52.257	32.391	42.782	37.084	258.2	52:44.879	
13	1:53.370	32.430	43.465	37.475	261.3	29:25.718	17	1:55.984	32.017	46.682	37.285	260.7	54:40.863	
14	1:54.680	32.310	44.465	37.905	262.0	31:20.398	18	1:51.051	31.979	42.340	36.732	259.5	56:31.914	
15	1:53.166	32.314	43.387	37.465	262.0	33:13.564	71	Alexander GODDIJN						NLD
16	1:53.107	32.097	43.342	37.668	263.2	35:06.671		Team GP Elite						Porsche 911 GT3 Cup
17	2:02.758B	33.043	45.636	44.079	260.7	37:09.429	1	4:20.252	2:24.222	1:11.178	44.852	129.6	4:20.252	
18	5:10.553	3:47.007	45.569	37.977	107.3	42:19.982	2	2:09.666	40.363	48.739	40.564	214.0	6:29.918	
19	1:53.937	32.463	43.883	37.591	261.3	44:13.919	3	2:00.304	36.401	45.230	38.673	231.3	8:30.222	
20	1:53.873	32.406	43.561	37.906	262.0	46:07.792	4	2:19.284B	33.246	53.163	52.875	255.8	10:49.506	
21	1:59.843B	32.445	44.296	43.102	261.3	48:07.635	5	8:49.655	7:25.000	45.869	38.786	164.0	19:39.161	
22	4:11.225B	2:41.324	44.446	45.455	180.6	52:18.860	6	1:56.783	33.874	44.116	38.793	251.1	21:35.944	
46	Robert DE HAAN						NLD	7	1:54.407	33.031	43.666	37.710	255.8	23:30.351
	Richardson Racing						Porsche 911 GT3 Cup	8	1:54.100	32.710	43.506	37.884	257.6	25:24.451
1	3:09.844	1:37.613	51.663	40.568	120.3	3:09.844	9	1:55.061	32.780	43.820	38.461	258.2	27:19.512	
2	1:56.688	35.061	43.940	37.687	208.3	5:06.532	10	1:54.245	32.718	43.459	38.068	259.5	29:13.757	
3	1:52.335	32.328	43.115	36.892	260.1	6:58.867	11	1:53.909	32.428	43.557	37.924	258.9	31:07.666	
4	1:51.123	31.995	42.577	36.551	262.6	8:49.990	12	1:52.789	32.368	43.146	37.275	258.9	33:00.455	
								13	2:04.905B	33.132	43.591	48.182	259.5	35:05.360



SPORT DIVISION BARCELONA Private Testing 2

Sector Analysis

_ Invalidated Lap							■ Personal Best ■ Session Best ■ Crossing the pit lane						
Lap	Time	Sector 1	Sector 2	Sector 3	T.Spd	Elapsed	Lap	Time	Sector 1	Sector 2	Sector 3	T.Spd	Elapsed
14	6:37.730	5:13.526	45.439	38.765	164.7	41:43.090	21	4:09.546	2:48.417	43.707	37.422	180.0	54:05.143
15	1:54.554	33.024	43.724	37.806	257.0	43:37.644	22	1:54.977	32.284	42.854	39.839	258.9	56:00.120
16	1:54.320	32.534	44.143	37.643	258.2	45:31.964	92 Benjamin PAQUE BEL						
17	1:53.156	32.364	43.473	37.319	258.2	47:25.120	August By NGT						Porsche 911 GT3 Cup
18	1:54.788	33.926	43.355	37.507	228.4	49:19.908	1	2:54.662	1:24.897	49.997	39.768	129.6	2:54.662
19	2:04.784 B	32.433	43.688	48.663	260.1	51:24.692	2	1:57.296	34.739	44.937	37.620	236.3	4:51.958
20	3:20.631	1:58.645	43.387	38.599	122.3	54:45.323	3	1:53.209	32.918	43.374	36.917	259.5	6:45.167
21	1:57.282	34.088	44.339	38.855	192.4	56:42.605	4	1:51.717	32.357	42.802	36.558	260.7	8:36.884
88 Horst Felix FELBERMAYR AUT							5	1:51.559	31.944	42.837	36.778	262.6	10:28.443
Huber Racing							6	1:52.107	32.037	43.186	36.884	260.7	12:20.550
1	4:16.638	2:28.879	1:03.845	43.914	106.5	4:16.638	7	1:51.828	32.094	43.041	36.693	261.3	14:12.378
2	2:06.281	40.240	47.135	38.906	180.9	6:22.919	8	1:51.500	31.867	42.829	36.804	262.0	16:03.878
3	1:57.951	34.070	45.920	37.961	255.8	8:20.870	9	2:00.413 B	31.836	42.932	45.645	261.3	18:04.291
4	1:53.792	32.693	43.405	37.694	262.6	10:14.662	10	5:59.907	4:36.321	45.891	37.695	108.3	24:04.198
5	1:53.062	32.287	43.364	37.411	262.6	12:07.724	11	1:59.036	32.673	46.320	40.043	259.5	26:03.234
6	1:54.607	34.282	43.073	37.252	262.0	14:02.331	12	1:51.490	32.133	42.765	36.592	260.1	27:54.724
7	1:53.473	32.684	43.263	37.526	262.0	15:55.804	13	1:50.982	31.889	42.533	36.560	260.7	29:45.706
8	2:00.972 B	32.254	43.044	45.674	260.7	17:56.776	14	1:51.177	31.732	42.725	36.720	262.0	31:36.883
9	7:16.438	5:54.015	44.632	37.791	176.8	25:13.214	15	1:51.037	31.877	42.511	36.649	261.3	33:27.920
10	1:53.554	32.461	43.611	37.482	259.5	27:06.768	16	2:01.897 B	31.732	42.511	47.654	261.3	35:29.817
11	1:55.391	33.968	43.945	37.478	260.7	29:02.159	17	8:54.638	7:31.820	43.127	39.691	177.9	44:24.455
12	1:53.629	32.310	43.706	37.613	260.1	30:55.788	18	1:51.438	32.044	42.666	36.728	259.5	46:15.893
13	1:53.004	32.349	42.929	37.726	261.3	32:48.792	19	1:50.852	31.729	42.599	36.524	260.1	48:06.745
14	1:52.857	32.061	43.237	37.559	263.9	34:41.649	20	1:51.313	31.706	42.806	36.801	262.6	49:58.058
15	1:52.967	32.211	43.135	37.621	261.3	36:34.616	21	1:50.884	31.794	42.544	36.546	259.5	51:48.942
16	1:52.787	32.108	43.189	37.490	261.3	38:27.403	22	1:50.967	31.913	42.442	36.612	259.5	53:39.909
17	1:53.074	32.225	43.178	37.671	261.3	40:20.477	23	1:51.254	31.704	42.663	36.887	260.7	55:31.163
18	2:01.101 B	32.223	43.368	45.510	260.7	42:21.578	93 Christophe LAPIERRE FRA						
19	5:06.675	3:45.579	43.370	37.726	180.0	47:28.253	Martinet by Almeras						Porsche 911 GT3 Cup
20	1:52.822	32.369	43.111	37.342	261.3	49:21.075	1	7:14.799	5:33.532	57.582	43.685	130.7	7:14.799
21	1:52.961	32.140	43.419	37.402	263.2	51:14.036	2	2:01.710	37.034	45.821	38.855	204.0	9:16.509
22	1:55.156	32.050	45.469	37.637	262.6	53:09.192	3	1:56.313	34.136	44.351	37.826	258.9	11:12.822
23	2:02.361 B	32.397	43.463	46.501	261.3	55:11.553	4	1:53.645	32.578	43.510	37.557	261.3	13:06.467
89 Bashar MARDINI							5	1:53.717	32.414	43.578	37.725	261.3	15:00.184
Tsunami Racing							6	1:53.392	32.490	43.406	37.496	262.0	16:53.576
1	3:29.359	1:42.238	1:01.196	45.925	105.8	3:29.359	7	2:05.925 B	32.333	43.333	50.259	262.0	18:59.501
2	2:06.460	39.173	48.087	39.200	206.7	5:35.819	8	7:57.691	6:33.395	45.815	38.481	177.4	26:57.192
3	1:54.863	33.338	44.161	37.364	256.4	7:30.682	9	1:55.168	33.047	44.161	37.960	258.9	28:52.360
4	1:52.936	32.421	43.370	37.145	259.5	9:23.618	10	1:54.067	32.629	43.714	37.724	258.9	30:46.427
5	2:05.213 B	32.136	43.382	49.695	260.1	11:28.831	11	1:53.592	32.330	43.655	37.607	259.5	32:40.019
6	4:55.540	3:33.725	44.423	37.392	173.4	16:24.371	12	1:53.256	32.385	43.558	37.313	260.7	34:33.275
7	1:53.014	32.346	43.487	37.181	260.1	18:17.385	13	1:53.146	32.379	43.352	37.415	258.9	36:26.421
8	1:54.107	33.102	43.644	37.361	259.5	20:11.492	14	1:53.129	32.389	43.303	37.437	259.5	38:19.550
9	1:52.067	32.109	42.965	36.993	259.5	22:03.559	15	2:13.991 B	35.618	50.579	47.794	260.1	40:33.541
10	2:03.028 B	32.198	43.993	46.837	260.1	24:06.587	16	5:55.133	4:31.153	44.578	39.402	178.5	46:28.674
11	8:27.967	6:47.503	56.704	43.760	99.2	32:34.554	17	1:54.015	32.750	43.578	37.687	260.1	48:22.689
12	2:05.414	38.426	48.463	38.525	210.3	34:39.968	18	1:53.210	32.348	43.225	37.637	260.1	50:15.899
13	1:59.705	32.855	47.130	39.720	257.6	36:39.673	19	1:53.047	32.289	43.037	37.721	259.5	52:08.946
14	1:54.143	33.206	43.357	37.580	256.4	38:33.816	20	1:52.695	32.054	43.152	37.489	260.1	54:01.641
15	1:51.729	32.236	42.708	36.785	258.2	40:25.545	21	2:06.055 B	32.333	43.130	50.592	259.5	56:07.696
16	1:53.083	31.756	44.166	37.161	261.3	42:18.628	94 Cedric MEZARD FRA						
17	1:51.422	31.877	42.880	36.665	260.1	44:10.050	Martinet by Almeras						Porsche 911 GT3 Cup
18	1:51.399	31.996	42.733	36.670	260.7	46:01.449	1	6:56.583	5:20.366	53.451	42.766	131.9	6:56.583
19	1:51.090	31.823	42.700	36.567	259.5	47:52.539	2	1:55.931	34.241	44.230	37.460	247.1	8:52.514
20	2:03.058 B	31.856	43.410	47.792	260.1	49:55.597							



SPORT DIVISION BARCELONA Private Testing 2

Sector Analysis

— Invalidated Lap ■ Personal Best ■ Session Best B Crossing the pit lane

Lap	Time	Sector 1	Sector 2	Sector 3	T.Sp	Elapsed	Lap	Time	Sector 1	Sector 2	Sector 3	T.Sp	Elapsed
3	1:52.345	32.334	42.982	37.029	263.2	10:44.859							
4	1:51.722	32.141	42.528	37.053	263.2	12:36.581							
5	1:54.063	34.289	42.912	36.862	265.2	14:30.644							
6	1:50.918	31.748	42.608	36.562	263.9	16:21.562							
7	2:01.931 B	33.041	44.223	44.667	264.5	18:23.493							
8	8:47.542	7:23.219	44.972	39.351	165.5	27:11.035							
9	1:51.856	32.053	42.893	36.910	261.3	29:02.891							
10	1:50.803	31.660	42.540	36.603	264.5	30:53.694							
11	1:52.567	31.689	42.423	38.455	263.2	32:46.261							
12	1:58.375 B	31.859	42.706	43.810	263.2	34:44.636							
13	6:15.469	4:48.848	47.125	39.496	139.0	41:00.105							
14	1:59.033	33.499	45.862	39.672	258.2	42:59.138							
15	1:59.330	33.434	45.636	40.260	256.4	44:58.468							
16	1:56.479	33.195	44.554	38.730	258.2	46:54.947							
17	1:56.310	32.888	44.854	38.568	259.5	48:51.257							
18	1:57.064	32.984	44.965	39.115	259.5	50:48.321							
19	1:59.786	33.781	45.656	40.349	260.7	52:48.107							
20	1:56.526	33.404	44.282	38.840	257.0	54:44.633							
21	2:09.488 B	33.673	45.808	50.007	262.0	56:54.121							

777 Sam DEJONGHE BEL
RedAnt Racing Team Porsche 911 GT3 Cup

1	2:25.885	50.007	54.901	40.977	135.6	2:25.885							
2	1:55.794	34.166	44.282	37.346	247.7	4:21.679							
3	1:54.673	34.400	43.326	36.947	257.0	6:16.352							
4	1:51.997	32.405	42.730	36.862	259.5	8:08.349							
5	1:51.696	32.034	42.690	36.972	260.1	10:00.045							
6	1:51.445	31.953	42.635	36.857	260.7	11:51.490							
7	1:57.437 B	31.909	42.536	42.992	260.7	13:48.927							
8	4:09.015	2:48.992	42.909	37.114	172.0	17:57.942							
9	2:00.641	36.392	47.064	37.185	214.9	19:58.583							
10	1:51.307	32.044	42.510	36.753	260.1	21:49.890							
11	1:51.456	32.092	42.584	36.780	259.5	23:41.346							
12	1:50.774	31.812	42.369	36.593	259.5	25:32.120							
13	1:50.954	31.843	42.396	36.715	261.3	27:23.074							
14	1:57.163 B	32.262	42.505	42.396	263.2	29:20.237							
15	3:57.280	2:37.123	43.259	36.898	178.5	33:17.517							
16	1:51.753	32.003	42.685	37.065	260.1	35:09.270							
17	1:51.295	31.982	42.530	36.783	260.7	37:00.565							
18	2:02.184	32.017	42.590	47.577	262.0	39:02.749							
19	2:09.991	31.996	43.271	54.724	259.5	41:12.740							
20	1:51.431	32.058	42.473	36.900	260.1	43:04.171							
21	1:51.079	31.815	42.553	36.711	261.3	44:55.250							
22	1:50.999	31.906	42.502	36.591	258.9	46:46.249							
23	1:53.175	31.968	42.914	38.293	260.1	48:39.424							
24	1:58.388 B	32.045	43.313	43.030	260.1	50:37.812							