

SPORT DIVISION BARCELONA Private Testing 3

Sector Analysis

_ Invalidated Lap

■ Personal Best

■ Session Best

B Crossing the pit lane

Lap	Time	Sector 1	Sector 2	Sector 3	T.Sp	Elapsed
7	Didier GLORIEUX BEL					
	Speed Lover Racing Team Porsche 911 GT3 Cup					
1	11:05.063	9:35.860	48.500	40.703	137.3	11:05.063
2	1:55.982	34.305	44.283	37.394	255.8	13:01.045
3	1:52.625	32.654	42.932	37.039	260.1	14:53.670
4	1:52.552	32.863	42.829	36.860	262.6	16:46.222
5	1:51.399	32.023	42.518	36.858	261.3	18:37.621
6	1:51.181	31.982	42.450	36.749	260.7	20:28.802
7	1:51.451	31.973	42.754	36.724	262.6	22:20.253
8	1:50.841	31.930	42.160	36.751	262.6	24:11.094
9	2:02.869B	32.358	46.528	43.983	262.6	26:13.963

Lap	Time	Sector 1	Sector 2	Sector 3	T.Sp	Elapsed
9	Will ASPIN GBR					
	Revs Motorsport Porsche 911 GT3 Cup					
1	19:14.888	...	45.810	37.811	168.6	19:14.888
2	1:57.824	32.840	43.105	41.879	247.7	21:12.712
3	1:50.559	31.718	42.220	36.621	260.7	23:03.271
4	1:49.913	31.615	41.908	36.390	262.6	24:53.184
5	2:01.303	36.050	43.229	42.024	262.6	26:54.487
6	1:57.605B	31.618	42.672	43.315	260.7	28:52.092
7	5:40.011	4:18.369	43.974	37.668	177.6	34:32.103
8	1:52.734	32.227	43.171	37.336	260.1	36:24.837
9	1:52.125	32.080	42.936	37.109	261.3	38:16.962
10	2:16.017	31.797	1:00.917	43.303	261.3	40:32.979

Lap	Time	Sector 1	Sector 2	Sector 3	T.Sp	Elapsed
12	Lucas VAN EIJNDHOVEN NLD					
	JW Raceservice Porsche 911 GT3 Cup					
1	2:52.412	1:21.347	49.878	41.187	135.7	2:52.412
2	1:58.667	36.260	44.273	38.134	190.7	4:51.079
3	1:52.619	32.557	42.842	37.220	254.6	6:43.698
4	1:51.467	32.095	42.512	36.860	257.0	8:35.165
5	2:04.004B	32.141	42.659	49.204	257.6	10:39.169
6	5:01.177	3:31.469	49.481	40.227	133.4	15:40.346
7	1:58.929	36.389	45.003	37.537	192.8	17:39.275
8	1:52.234	32.116	43.334	36.784	257.6	19:31.509
9	1:50.573	31.786	42.330	36.457	257.6	21:22.082
10	1:50.327	31.546	42.146	36.635	260.1	23:12.409
11	2:03.093B	32.293	44.331	46.469	258.2	25:15.502
12	4:06.086	2:39.758	48.088	38.240	183.3	29:21.588
13	1:51.563	32.249	42.524	36.790	258.2	31:13.151
14	1:52.041	31.821	43.226	36.994	258.9	33:05.192
15	1:51.168	31.878	42.427	36.863	257.0	34:56.360
16	1:50.939	31.839	42.253	36.847	260.1	36:47.299
17	1:51.056	31.635	42.615	36.806	262.0	38:38.355
18	2:02.087B	31.645	43.572	46.870	262.0	40:40.442

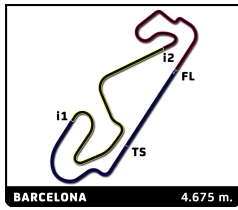
Lap	Time	Sector 1	Sector 2	Sector 3	T.Sp	Elapsed
14	Lin HODENIUS NLD					
	Team GP Elite Porsche 911 GT3 Cup					
1	2:59.684	1:24.685	52.863	42.136	115.9	2:59.684
2	2:00.758	35.853	46.348	38.557	205.5	5:00.442
3	1:54.180	32.607	43.673	37.900	257.6	6:54.622
4	1:52.274	32.132	42.673	37.469	260.7	8:46.896
5	1:51.691	31.926	42.753	37.012	262.6	10:38.587
6	1:54.597	31.851	43.565	39.181	262.6	12:33.184
7	1:51.020	31.789	42.541	36.690	262.0	14:24.204
8	1:59.143B	31.832	42.992	44.319	264.5	16:23.347

Lap	Time	Sector 1	Sector 2	Sector 3	T.Sp	Elapsed
9	4:39.206	3:18.715	43.218	37.273	182.1	21:02.553
10	1:53.441	31.862	42.847	38.732	263.9	22:55.994
11	1:53.110	32.367	43.048	37.695	262.0	24:49.104
12	1:57.051B	32.186	43.073	41.792	262.6	26:46.155
13	4:11.653	2:50.519	43.754	37.380	183.0	30:57.808
14	1:52.663	31.967	43.237	37.459	262.0	32:50.471
15	1:51.451	32.061	42.421	36.969	262.6	34:41.922
16	1:52.642	31.851	43.272	37.519	263.9	36:34.564
17	1:52.937	32.030	43.268	37.639	263.2	38:27.501
18	1:53.481	31.948	43.746	37.787	262.6	40:20.982

Lap	Time	Sector 1	Sector 2	Sector 3	T.Sp	Elapsed
16	Flynt SCHURING NLD					
	Huber Racing Porsche 911 GT3 Cup					
1	3:00.315	1:27.901	51.499	40.915	121.7	3:00.315
2	1:58.941	35.779	45.354	37.808	221.4	4:59.256
3	1:53.074	32.564	43.254	37.256	257.6	6:52.330
4	1:52.262	32.444	42.820	36.998	258.9	8:44.592
5	1:53.125	32.287	43.658	37.180	258.9	10:37.717
6	1:52.040	32.179	42.610	37.251	258.9	12:29.757
7	1:53.450	32.100	43.778	37.572	260.1	14:23.207
8	1:51.755	32.152	42.749	36.854	262.6	16:14.962
9	1:51.719	31.881	42.771	37.067	262.0	18:06.681
10	1:57.082B	31.581	42.686	42.815	260.7	20:03.763
11	6:53.392	5:17.044	51.822	44.526	136.4	26:57.155
12	1:57.408	35.381	44.522	37.505	251.7	28:54.563
13	1:51.077	32.038	41.993	37.046	257.6	30:45.640
14	1:49.967	31.460	42.212	36.295	261.3	32:35.607
15	1:50.303	31.559	42.283	36.461	259.5	34:25.910
16	1:50.093	31.651	41.881	36.561	260.7	36:16.003
17	1:50.664	32.002	42.063	36.599	260.1	38:06.667
18	1:51.257	31.569	42.697	36.991	261.3	39:57.924
19	1:56.861B	31.644	42.286	42.931	260.1	41:54.785

Lap	Time	Sector 1	Sector 2	Sector 3	T.Sp	Elapsed
17	Christoph LANGER DEU					
	Fach Auto Tech Porsche 911 GT3 Cup					
1	3:39.066	1:59.514	56.192	43.360	109.6	3:39.066
2	1:58.958	34.866	45.365	38.727	249.9	5:38.024
3	1:53.996	32.751	43.609	37.636	258.2	7:32.020
4	1:53.292	31.878	43.998	37.416	258.9	9:25.312
5	1:53.271	32.076	43.471	37.724	260.7	11:18.583
6	1:52.444	32.159	43.152	37.133	257.0	13:11.027
7	2:04.160B	34.192	44.450	45.518	260.7	15:15.187
8	3:53.290	2:30.898	44.404	37.988	177.6	19:08.477
9	1:52.691	32.120	43.254	37.317	258.2	21:01.168
10	1:52.451	31.860	43.203	37.388	259.5	22:53.619
11	1:52.350	32.014	43.175	37.161	258.9	24:45.969
12	2:02.214	32.617	48.517	41.080	260.7	26:48.183
13	2:02.733B	32.334	44.721	45.678	258.2	28:50.916
14	5:09.445	3:45.240	46.078	38.127	180.0	34:00.361
15	1:53.829	32.132	43.121	38.576	260.1	35:54.190
16	1:51.294	31.691	42.584	37.019	263.2	37:45.484
17	1:51.062	31.853	42.393	36.816	263.2	39:36.546
18	1:58.825B	31.610	42.741	44.474	262.0	41:35.371

Lap	Time	Sector 1	Sector 2	Sector 3	T.Sp	Elapsed
21	Sacha NORDEN NLD					
	Team GP Elite Porsche 911 GT3 Cup					
1	3:08.428	1:39.385	49.508	39.535	161.1	3:08.428



SPORT DIVISION BARCELONA Private Testing 3

Sector Analysis

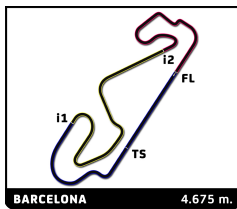
— Invalidated Lap

■ Personal Best

■ Session Best

■ Crossing the pit lane

Lap	Time	Sector 1	Sector 2	Sector 3	T.Sp	Elapsed	Lap	Time	Sector 1	Sector 2	Sector 3	T.Sp	Elapsed
31 Sebastian FREYMUTH DEU													
Huber Racing							Porsche 911 GT3 Cup						
1	2:47.907	1:14.690	52.932	40.285	156.2	2:47.907							
2	1:56.007	34.433	44.402	37.172	227.0	4:43.914							
3	1:51.631	32.206	42.834	36.591	258.9	6:35.545							
4	1:51.031	31.967	42.360	36.704	260.1	8:26.576							
5	1:51.304	31.827	42.612	36.865	258.9	10:17.880							
6	1:51.692	32.393	42.482	36.817	255.8	12:09.572							
7	1:51.060	32.010	42.435	36.615	259.5	14:00.632							
8	1:56.158B	31.848	42.611	41.699	259.5	15:56.790							
9	8:11.999	6:51.392	43.567	37.040	160.1	24:08.789							
10	1:54.834	32.106	45.643	37.085	260.1	26:03.623							
11	1:56.025B	32.051	42.795	41.179	259.5	27:59.648							
12	3:47.978	2:21.853	47.281	38.844	158.3	31:47.626							
13	1:54.816	33.375	43.995	37.446	248.8	33:42.442							
14	1:54.341	31.762	42.653	39.926	260.1	35:36.783							
15	1:50.594	31.687	42.309	36.598	259.5	37:27.377							
16	1:50.470	31.578	42.465	36.427	261.3	39:17.847							
17	1:53.965	32.019	42.879	39.067	259.5	41:11.812							
32 Robin KNUTSSON SWE													
WestCoast Racing							Porsche 911 GT3 Cup						
1	2:47.864	1:12.397	54.284	41.183	132.4	2:47.864							
2	2:02.763	37.211	46.721	38.831	186.5	4:50.627							
3	1:54.771	34.079	43.838	36.854	237.4	6:45.398							
4	1:51.709	32.248	42.636	36.825	260.7	8:37.107							
5	1:51.376	31.934	42.686	36.756	261.3	10:28.483							
6	1:51.297	31.748	42.417	37.132	260.1	12:19.780							
7	2:00.703B	31.910	43.036	45.757	258.9	14:20.483							
8	5:20.766	3:57.041	45.957	37.768	166.7	19:41.249							
9	1:54.534	33.254	43.327	37.953	248.2	21:35.783							
10	1:51.969	32.344	42.921	36.704	259.5	23:27.752							
11	1:59.251B	31.605	43.377	44.269	260.7	25:27.003							
12	3:34.218	2:08.156	48.094	37.968	153.1	29:01.221							
13	1:53.749	33.183	43.523	37.043	249.4	30:54.970							
14	1:51.009	31.963	42.555	36.491	260.1	32:45.979							
15	1:49.909	31.469	42.127	36.313	259.5	34:35.888							
16	1:59.456B	31.762	42.137	45.557	261.3	36:35.344							
33 Ryan RATCLIFFE GBR													
Team Parker Racing							Porsche 911 GT3 Cup						
1	22:04.868	...	49.757	40.746	117.0	22:04.868							
2	1:56.623	33.250	44.739	38.634	252.3	24:01.491							
3	1:56.912	33.760	46.264	36.888	247.1	25:58.403							
4	1:51.492	32.201	42.631	36.660	258.9	27:49.895							
5	1:51.562	32.085	42.391	37.086	260.1	29:41.457							
6	1:51.578	31.959	42.780	36.839	258.9	31:33.035							
7	1:58.705B	31.948	44.580	42.177	260.7	33:31.740							
41 Jake GIDDINGS GBR													
Team Parker Racing							Porsche 911 GT3 Cup						
1	3:32.338	2:04.341	48.264	39.733	147.7	3:32.338							
2	1:56.329	33.242	43.372	39.715	243.8	5:28.667							
3	1:52.267	32.745	42.480	37.042	255.2	7:20.934							
4	1:50.829	31.749	42.510	36.570	261.3	9:11.763							
5	1:50.160	31.651	42.054	36.455	260.1	11:01.923							
6	1:59.137B	31.677	42.224	45.236	260.7	13:01.060							
7	10:53.946	9:30.643	44.952	38.351	181.2	23:55.006							
8	1:57.877	32.290	47.148	38.439	258.9	25:52.883							
9	1:54.190	32.626	43.328	38.236	258.2	27:47.073							
10	1:55.042	32.027	43.780	39.235	259.5	29:42.115							
11	1:53.562	32.501	43.394	37.667	260.1	31:35.677							
12	1:53.768	32.073	43.472	38.223	261.3	33:29.445							
13	2:02.055B	32.532	43.883	45.640	260.7	35:31.500							
42 Cedric CHASSANG FRA													
Team GP Elite							Porsche 911 GT3 Cup						
1	3:35.338	2:00.724	53.456	41.158	99.3	3:35.338							
2	1:58.589	35.333	45.319	37.937	235.3	5:33.927							
3	1:53.172	32.576	43.330	37.266	258.2	7:27.099							
4	1:53.820	33.254	43.257	37.309	260.7	9:20.919							
5	1:52.357	32.037	43.182	37.138	258.9	11:13.276							
6	1:51.663	32.040	42.715	36.908	258.9	13:04.939							
7	1:58.652B	31.917	42.727	44.008	260.7	15:03.591							
8	3:12.305	1:51.714	43.096	37.495	144.8	18:15.896							
9	1:52.550	32.311	42.990	37.249	260.7	20:08.446							
10	1:52.153	32.025	43.187	36.941	260.7	22:00.599							
11	1:52.768	32.060	42.988	37.720	260.1	23:53.367							
12	2:28.878B	32.488	1:12.850	43.540	255.8	26:22.245							
13	5:31.305	4:06.617	45.699	38.989	174.0	31:53.550							
14	1:54.502	32.775	43.903	37.824	257.0	33:48.052							
15	1:53.737	32.908	43.357	37.472	257.6	35:41.789							
16	1:52.621	32.468	43.074	37.079	260.1	37:34.410							
17	1:52.147	32.309	42.786	37.052	258.9	39:26.557							
18	1:52.877	32.125	43.407	37.345	260.7	41:19.434							
44 Janne STIAK DEU													
ID Racing							Porsche 911 GT3 Cup						
1	3:56.863	2:19.629	53.567	43.667	129.7	3:56.863							
2	2:01.554	36.602	46.523	38.429	211.9	5:58.417							
3	1:56.750	33.955	44.398	38.397	235.8	7:55.167							
4	1:53.597	32.608	43.616	37.373	259.5	9:48.764							
5	1:52.383	32.159	43.105	37.119	260.7	11:41.147							
6	1:51.905	32.072	42.831	37.002	262.0	13:33.052							
7	1:51.537	31.804	42.835	36.898	262.6	15:24.589							



SPORT DIVISION BARCELONA Private Testing 3

Sector Analysis

— Invalidated Lap

■ Personal Best

■ Session Best

■ Crossing the pit lane

Lap	Time	Sector 1	Sector 2	Sector 3	T.Spd	Elapsed	Lap	Time	Sector 1	Sector 2	Sector 3	T.Spd	Elapsed
8	1:58.004	B 32.064	43.092	42.848	263.2	17:22.593	7	1:51.083	■ 31.596	42.589	36.898	260.7	14:28.782
9	7:10.890	5:49.906	43.159	37.825	164.0	24:33.483	8	1:52.995	31.943	43.902	37.150	261.3	16:21.777
10	1:53.866	32.326	44.242	37.298	260.1	26:27.349	9	1:52.001	31.975	42.592	37.434	260.7	18:13.778
11	1:52.076	32.221	■ 42.523	37.332	260.7	28:19.425	10	2:00.608	B 31.761	43.031	45.816	260.7	20:14.386
12	1:53.277	32.065	43.140	38.072	262.6	30:12.702	11	5:13.574	3:50.503	43.288	39.783	180.3	25:27.960
13	1:52.481	32.200	43.105	37.176	262.6	32:05.183	12	1:53.742	33.247	43.408	37.087	255.8	27:21.702
14	1:52.326	31.982	43.200	37.144	262.0	33:57.509	13	3:07.171	31.768	43.031	1:52.372	259.5	30:28.873
15	1:52.666	32.058	43.104	37.504	261.3	35:50.175	14	1:53.161	32.551	43.204	37.406	257.0	32:22.034
16	1:57.795	B 32.252	43.218	42.325	262.0	37:47.970	15	1:52.501	32.002	42.942	37.557	259.5	34:14.535

46 Robert DE HAAN NLD						
Richardson Racing			Porsche 911 GT3 Cup			
1	2:47.592	1:11.891	54.274	41.427	136.8	2:47.592
2	2:02.691	37.138	46.656	38.897	191.1	4:50.283
3	2:16.364	B 33.987	49.605	52.772	241.6	7:06.647
4	3:34.842	2:15.389	42.756	36.697	179.7	10:41.489
5	1:50.362	31.607	42.257	36.498	262.0	12:31.851
6	1:50.395	31.438	42.413	36.544	262.6	14:22.246
7	1:49.777	31.394	42.078	36.305	261.3	16:12.023
8	1:49.913	31.312	42.111	36.490	261.3	18:01.936
9	1:53.216	31.490	44.829	36.897	260.7	19:55.152
10	1:56.097	B 31.607	42.246	42.244	260.1	21:51.249
11	6:25.712	4:54.003	49.949	41.760	137.4	28:16.961
12	2:06.985	36.876	44.402	45.707	205.5	30:23.946
13	1:50.112	31.850	42.012	36.250	258.9	32:14.058
14	■ 1:49.282	31.249	41.828	■ 36.205	260.1	34:03.340
15	1:50.270	■ 31.213	41.911	37.146	262.6	35:53.610
16	1:49.936	31.624	42.015	36.297	262.6	37:43.546
17	1:55.485	B 31.392	■ 41.814	42.279	261.3	39:39.031

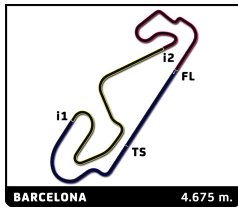
54 Adam SMALLEY GBR						
Team Parker Racing			Porsche 911 GT3 Cup			
1	3:28.539	1:58.142	49.573	40.824	140.5	3:28.539
2	1:55.575	33.718	44.325	37.532	251.1	5:24.114
3	1:54.618	32.099	44.625	37.894	259.5	7:18.732
4	1:56.119	32.175	45.941	38.003	260.1	9:14.851
5	1:51.272	32.029	42.398	36.845	260.1	11:06.123
6	1:52.396	32.536	42.934	36.926	261.3	12:58.519
7	1:51.383	31.866	42.487	37.030	260.7	14:49.902
8	2:01.418	B 32.019	44.381	45.018	260.1	16:51.320
9	6:24.343	4:59.893	45.502	38.948	177.9	23:15.663
10	1:56.914	32.151	46.874	37.889	259.5	25:12.577
11	1:52.216	32.127	42.936	37.153	259.5	27:04.793
12	1:59.844	B 31.972	42.828	45.044	260.7	29:04.637
13	6:16.496	4:50.492	43.063	42.941	180.9	35:21.133
14	1:51.644	32.048	42.769	36.827	258.2	37:12.777
15	■ 1:50.764	■ 31.710	■ 42.320	■ 36.734	260.7	39:03.541
16	1:59.058	B 31.773	42.494	44.791	261.3	41:02.599

71 Alexander GODDIJN NLD						
Team GP Elite			Porsche 911 GT3 Cup			
1	3:04.287	1:29.502	52.304	42.481	160.1	3:04.287
2	2:03.590	40.120	45.565	37.905	169.9	5:07.877
3	1:54.089	32.851	43.388	37.850	255.8	7:01.966
4	1:52.016	32.201	42.676	37.139	258.2	8:53.982
5	1:51.266	31.984	42.590	■ 36.692	259.5	10:45.248
6	1:52.451	31.872	43.305	37.274	260.1	12:37.699

88 Horst Felix FELBERMAYR AUT						
Huber Racing			Porsche 911 GT3 Cup			
1	3:03.587	1:23.932	56.178	43.477	135.2	3:03.587
2	2:10.991	40.115	50.497	40.379	188.1	5:14.578
3	2:08.081	38.183	49.300	40.598	201.0	7:22.659
4	2:16.984	38.675	53.296	45.013	209.9	9:39.643
5	2:32.679	B 42.004	53.576	57.099	158.9	12:12.322
6	4:43.825	3:17.300	48.084	38.441	136.1	16:56.147
7	1:53.950	33.149	43.597	37.204	252.3	18:50.097
8	1:51.965	31.954	43.021	36.990	258.2	20:42.062
9	1:51.736	■ 31.754	42.823	37.159	261.3	22:33.798
10	1:51.587	31.859	42.816	■ 36.912	260.1	24:25.385
11	1:59.245	B 31.800	■ 42.757	44.688	260.1	26:24.630
12	5:51.909	4:30.767	44.002	37.140	183.0	32:16.539
13	1:52.127	31.841	43.167	37.119	259.5	34:08.666
14	1:52.385	32.351	42.908	37.126	260.1	36:01.051
15	1:52.445	31.976	42.817	37.652	260.7	37:53.496
16	■ 1:51.535	31.777	42.761	36.997	260.1	39:45.031
17	1:59.720	B 31.956	43.119	44.645	261.3	41:44.751

89 Bashar MARDINI CAN						
Tsunami Racing			Porsche 911 GT3 Cup			
1	3:59.768	2:16.934	55.266	47.568	111.1	3:59.768
2	2:06.117	39.098	48.252	38.767	176.8	6:05.885
3	1:54.609	33.425	43.670	37.514	255.2	8:00.494
4	1:52.728	32.406	43.318	37.004	255.8	9:53.222
5	1:51.983	32.090	42.805	37.088	257.0	11:45.205
6	1:51.397	31.910	42.686	36.801	258.9	13:36.602
7	1:51.361	31.786	42.765	36.810	259.5	15:27.963
8	1:50.903	31.693	42.490	36.720	259.5	17:18.866
9	2:04.398	B 31.946	43.776	48.676	258.2	19:23.264
10	8:12.892	6:40.727	52.643	39.522	95.7	27:36.156
11	2:01.546	37.191	45.577	38.778	191.7	29:37.702
12	1:52.471	32.475	42.905	37.091	256.4	31:30.173
13	1:50.887	31.893	42.507	■ 36.487	258.9	33:21.060
14	1:50.664	31.647	42.525	36.492	258.9	35:11.724
15	■ 1:50.470	■ 31.609	42.320	36.541	260.1	37:02.194
16	2:04.344	B 31.714	■ 42.316	50.314	260.1	39:06.538

92 Benjamin PAQUE BEL						
August By NGT			Porsche 911 GT3 Cup			
1	2:26.437	58.601	48.418	39.418	161.8	2:26.437
2	1:54.179	33.127	43.728	37.324	254.6	4:20.616
3	1:51.925	32.143	42.670	37.112	257.0	6:12.541



SPORT DIVISION BARCELONA Private Testing 3

Sector Analysis

_ Invalidated Lap							■ Personal Best		■ Session Best		B Crossing the pit lane		
Lap	Time	Sector 1	Sector 2	Sector 3	T.Spd	Elapsed	Lap	Time	Sector 1	Sector 2	Sector 3	T.Spd	Elapsed
4	1:51.951	32.076	43.014	36.861	258.9	8:04.492	2	1:57.472	33.888	45.435	38.149	254.0	4:29.869
5	1:51.642	31.910	43.010	36.722	258.9	9:56.134	3	1:52.500	32.317	43.089	37.094	256.4	6:22.369
6	2:02.829B	31.948	43.715	47.166	260.1	11:58.963	4	1:51.644	32.134	42.736	36.774	257.0	8:14.013
7	7:48.482	6:27.348	43.361	37.773	180.0	19:47.445	5	1:53.535	31.916	43.520	38.099	258.2	10:07.548
8	1:52.795	33.020	42.896	36.879	251.1	21:40.240	6	2:07.495B	31.938	43.438	52.119	258.2	12:15.043
9	2:00.136B	31.960	42.984	45.192	259.5	23:40.376	7	6:09.307	4:41.030	48.478	39.799	168.3	18:24.350
10	3:49.568	2:19.659	49.554	40.355	126.0	27:29.944	8	1:56.130	34.618	44.616	36.896	236.9	20:20.480
11	2:01.874	36.626	45.801	39.447	172.8	29:31.818	9	1:53.562	32.644	42.858	38.060	253.4	22:14.042
12	1:54.835	33.380	44.396	37.059	238.9	31:26.653	10	1:50.562	31.755	42.370	36.437	257.6	24:04.604
13	1:50.920	31.966	42.517	36.437	260.7	33:17.573	11	2:03.750B	31.706	48.255	43.789	259.5	26:08.354
14	1:49.731	31.467	42.128	36.136	260.7	35:07.304	12	7:29.239	6:08.573	43.965	36.701	179.4	33:37.593
15	1:49.706	31.685	41.956	36.065	260.7	36:57.010	13	1:50.427	31.715	42.197	36.515	257.6	35:28.020
16	1:50.052	31.532	42.179	36.341	262.6	38:47.062	14	1:50.982	31.703	42.862	36.417	260.1	37:19.002
17	1:49.897	31.376	42.231	36.290	262.0	40:36.959	15	1:50.382	31.741	42.126	36.515	259.5	39:09.384
							16	1:57.840	31.686	48.941	37.213	259.5	41:07.224

93	Christophe LAPIERRE	FRA				
Martinet by Almeras		Porsche 911 GT3 Cup				
1	3:36.239	2:04.457	50.885	40.897	149.1	3:36.239
2	1:58.502	35.314	45.104	38.084	231.8	5:34.741
3	1:54.052	32.730	43.655	37.667	260.1	7:28.793
4	1:53.215	32.559	43.392	37.264	258.9	9:22.008
5	1:52.665	32.255	43.176	37.234	260.1	11:14.673
6	1:52.217	32.128	42.986	37.103	261.3	13:06.890
7	1:52.128	32.129	42.828	37.171	259.5	14:59.018
8	1:59.972B	32.115	43.589	44.268	258.9	16:58.990
9	6:25.240	5:03.244	44.172	37.824	178.2	23:24.230
10	1:57.359	33.779	44.702	38.878	258.9	25:21.589
11	1:53.420	32.579	43.171	37.670	258.9	27:15.009
12	1:52.916	32.336	43.193	37.387	258.9	29:07.925
13	1:52.243	32.022	42.945	37.276	260.7	31:00.168
14	1:51.691	31.799	42.803	37.089	261.3	32:51.859
15	1:53.130	32.599	43.071	37.460	262.0	34:44.989
16	1:59.211	32.118	42.949	44.144	261.3	36:44.200
17	2:10.294B	34.638	44.620	51.036	244.3	38:54.494

94	Cedric MEZARD	FRA				
Martinet by Almeras		Porsche 911 GT3 Cup				
1	3:29.706	2:00.089	49.928	39.689	151.2	3:29.706
2	1:54.949	34.324	43.562	37.063	217.0	5:24.655
3	1:51.914	32.144	42.970	36.800	261.3	7:16.569
4	1:50.710	31.743	42.337	36.630	259.5	9:07.279
5	1:50.608	31.672	42.402	36.534	258.9	10:57.887
6	1:50.586	31.743	42.326	36.517	260.7	12:48.473
7	1:50.412	31.608	42.349	36.455	261.3	14:38.885
8	2:00.360B	33.222	43.709	43.429	262.0	16:39.245
9	6:21.632	4:58.200	43.851	39.581	166.0	23:00.877
10	1:54.127	32.026	42.675	39.426	260.1	24:55.004
11	1:57.347B	31.812	42.716	42.819	261.3	26:52.351
12	6:36.873	5:12.429	45.887	38.557	144.4	33:29.224
13	1:56.734	33.945	44.285	38.504	243.8	35:25.958
14	1:55.991	32.892	44.625	38.474	257.0	37:21.949
15	1:55.797	33.090	43.980	38.727	258.9	39:17.746
16	1:55.238	33.055	43.658	38.525	255.2	41:12.984

777	Sam DEJONGHE	BEL				
RedAnt Racing Team		Porsche 911 GT3 Cup				
1	2:32.397	59.829	51.415	41.153	154.7	2:32.397