

SPORT DIVISION BARCELONA Free Practice

Sector Analysis

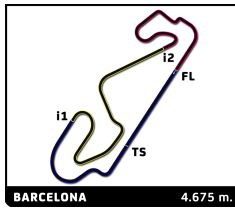
— Invalidated Lap

■ Personal Best

■ Session Best

■ Crossing the pit lane

Lap	Time	Sector 1	Sector 2	Sector 3	T.Sp	Elapsed	Lap	Time	Sector 1	Sector 2	Sector 3	T.Sp	Elapsed	
7	Didier GLORIEUX BEL							13	1:57.031 B	32.006	42.587	42.438	258.9	29:35.427
	Speed Lover Racing Team Porsche 911 GT3 Cup							14	4:21.423	2:55.011	47.944	38.468	131.6	33:56.850
1	13:59.598	...	49.235	42.480	146.3	13:59.598	15	1:54.160	33.030	43.919	37.211	245.4	35:51.010	
2	1:58.693	35.119	45.701	37.873	257.6	15:58.291	16	1:51.703	31.816	42.630	37.257	262.0	37:42.713	
3	1:54.754	32.865	44.192	37.697	260.1	17:53.045	17	<u>1:56.801</u> B	31.842	42.698	42.261	263.2	39:39.514	
4	1:53.575	32.936	43.142	37.497	260.1	19:46.620	18	6:35.520	5:06.227	47.964	41.329	116.0	46:15.034	
5	1:52.189	32.258	42.737	37.194	260.1	21:38.809	19	1:58.933	35.896	45.156	37.881	227.0	48:13.967	
6	1:52.249	32.066	42.761	37.422	265.2	23:31.058	20	1:52.719	32.387	43.238	37.094	259.5	50:06.686	
7	1:51.998	31.872	43.299	36.827	265.8	25:23.056	21	<u>1:51.884</u>	32.001	42.789	37.094	261.3	51:58.570	
8	1:51.634	31.727	42.830	37.077	265.8	27:14.690	22	<u>1:52.465</u>	31.904	43.326	37.235	262.0	53:51.035	
9	1:52.184	31.889	42.654	37.641	263.9	29:06.874	23	2:01.460 B	31.774	43.714	45.972	262.0	55:52.495	
10	1:51.407	31.904	42.570	36.933	263.2	30:58.281								
11	1:52.483	31.850	43.329	37.304	263.2	32:50.764								
12	1:51.855	32.043	42.726	37.086	263.9	34:42.619								
13	2:01.631 B	32.037	42.805	46.789	264.5	36:44.250								
9	Will ASPIN GBR							14	Lin HODENIUS NLD					
	Revs Motorsport Porsche 911 GT3 Cup								Team GP Elite Porsche 911 GT3 Cup					
1	2:31.037	54.144	53.589	43.304	117.9	2:31.037	1	2:40.713	1:07.021	51.415	42.277	151.8	2:40.713	
2	2:04.090	37.576	47.084	39.430	190.1	4:35.127	2	2:03.492	37.626	47.388	38.478	198.4	4:44.205	
3	1:55.052	33.334	43.920	37.798	245.4	6:30.179	3	1:54.964	33.496	43.626	37.842	255.2	6:39.169	
4	1:51.616	31.847	43.128	36.641	260.7	8:21.795	4	1:52.971	32.071	43.464	37.436	265.8	8:32.140	
5	1:50.779	31.651	42.544	36.584	262.0	10:12.574	5	1:51.747	32.008	42.744	36.995	262.6	10:23.887	
6	1:51.381	31.845	42.541	36.995	262.0	12:03.955	6	1:51.336	31.976	42.574	36.786	262.0	12:15.223	
7	1:51.708	32.031	42.736	36.941	262.0	13:55.663	7	1:51.332	31.825	42.547	36.960	262.6	14:06.555	
8	2:02.045 B	36.070	42.762	43.213	262.0	15:57.708	8	1:52.175	31.902	43.210	37.063	262.0	15:58.730	
9	4:37.084	3:12.689	45.759	38.636	117.9	20:34.792	9	1:57.804 B	32.506	42.868	42.430	265.2	17:56.534	
10	1:52.344	32.060	42.763	37.521	261.3	22:27.136	10	5:42.469	4:22.075	43.020	37.374	117.5	23:39.003	
11	<u>1:50.657</u>	31.644	42.396	36.617	265.2	24:17.793	11	<u>1:51.407</u>	32.031	42.437	36.939	262.6	25:30.410	
12	1:50.854	31.476	42.549	36.829	263.9	26:08.647	12	<u>1:51.441</u>	31.996	42.478	36.967	263.9	27:21.851	
13	1:50.950	31.633	42.375	36.942	262.6	27:59.597	13	<u>1:53.246</u>	32.825	42.909	37.512	263.2	29:15.097	
14	2:00.734 B	31.747	42.193	46.794	262.0	30:00.331	14	1:58.959 B	32.036	42.689	44.234	263.2	31:14.056	
15	7:37.484	6:02.316	53.553	41.615	152.7	37:37.815	15	5:25.378	3:38.940	57.654	48.784	112.9	36:39.434	
16	2:07.427	38.752	49.555	39.120	248.8	39:45.242	16	<u>2:09.239</u>	34.895	53.354	40.990	234.8	38:48.673	
17	1:56.409	33.767	44.141	38.501	255.8	41:41.651	17	1:52.679	32.361	43.139	37.179	261.3	40:41.352	
18	1:54.452	31.817	43.553	39.082	262.6	43:36.103	18	<u>1:51.034</u>	31.799	42.703	36.532	263.2	42:32.386	
19	2:16.869 B	31.701	42.141	1:03.027	263.2	45:52.972	19	1:50.111	31.474	42.209	36.428	263.9	44:22.497	
20	8:45.250	7:23.957	43.612	37.681	179.1	54:38.222	20	<u>1:49.742</u>	31.418	42.012	36.312	264.5	46:12.239	
21	1:50.367	31.690	42.188	36.489	261.3	56:28.589	21	<u>1:49.575</u>	31.527	41.900	36.148	264.5	48:01.814	
22	1:51.214	32.170	42.286	36.758	267.1	58:19.803	22	1:49.521	31.507	41.755	36.259	265.8	49:51.335	
23	1:50.501	31.752	42.258	36.491	265.2	1:00:10.304	23	<u>1:52.727</u>	31.583	43.249	37.895	266.5	51:44.062	
12	Lucas VAN EIJNDHOVEN NLD							16	Flynt SCHURING NLD					
	JW Raceservice Porsche 911 GT3 Cup								Huber Racing Porsche 911 GT3 Cup					
1	2:40.183	1:03.897	54.114	42.172	115.8	2:40.183	1	16:36.284	...	55.342	41.367	91.7	16:36.284	
2	2:03.398	37.358	47.608	38.432	198.8	4:43.581	2	1:56.051	34.563	43.886	37.602	233.8	18:32.335	
3	1:55.058	33.822	43.475	37.761	238.4	6:38.639	3	2:06.923	32.116	42.681	52.126	261.3	20:39.258	
4	1:51.479	31.996	42.628	36.855	260.7	8:30.118	4	1:51.886	32.326	42.825	36.735	263.2	22:31.144	
5	1:57.325	31.770	42.547	43.008	260.1	10:27.443	5	1:51.696	32.216	42.727	36.753	263.9	24:22.840	
6	<u>1:51.983</u>	31.840	43.312	36.831	262.0	12:19.426	6	1:56.097 B	31.800	42.439	41.858	263.2	26:18.937	
7	1:51.381	31.570	42.762	37.049	262.0	14:10.807	7	6:07.222	4:47.635	42.947	36.640	178.5	32:26.159	
8	<u>1:58.744</u> B	31.663	42.887	44.194	263.2	16:09.551	8	1:50.793	31.830	42.419	36.544	261.3	34:16.952	
9	5:31.940	3:54.673	52.649	44.618	100.7	21:41.491	9	<u>1:50.249</u>	31.544	42.153	36.552	262.6	36:07.201	
10	2:02.845	37.585	44.941	40.319	194.5	23:44.336	10	1:50.094	31.557	42.163	36.374	262.6	37:57.295	
11	1:55.387	32.764	43.162	39.461	260.7	25:39.723	11	1:50.378	31.603	42.308	36.467	263.2	39:47.673	
12	<u>1:58.673</u>	38.195	43.433	37.045	260.1	27:38.396	12	1:59.534 B	33.264	43.345	42.925	256.4	41:47.207	
							13	4:43.471	3:23.133	43.219	37.119	184.3	46:30.678	



SPORT DIVISION BARCELONA Free Practice

Sector Analysis

— Invalidated Lap ■ Personal Best ■ Session Best ■ Crossing the pit lane

Lap	Time	Sector 1	Sector 2	Sector 3	T.Spd	Elapsed	Lap	Time	Sector 1	Sector 2	Sector 3	T.Spd	Elapsed
14	1:51.486	32.175	42.567	36.744	262.6	48:22.164	7	1:51.182	31.707	42.699	36.776	261.3	14:28.014
15	<u>1:51.127</u>	31.802	42.611	36.714	264.5	50:13.291	8	1:57.385B	31.961	43.307	42.117	261.3	16:25.399
16	1:51.553	31.698	42.875	36.980	263.2	52:04.844	9	5:37.079	4:09.223	48.962	38.894	150.6	22:02.478
17	1:50.566	31.657	42.356	36.553	263.9	53:55.410	10	1:56.202	33.629	44.911	37.662	227.4	23:58.680
18	1:51.221	31.612	42.765	36.844	263.9	55:46.631	11	1:57.334	33.321	44.724	39.289	220.1	25:56.014
19	<u>1:51.561</u>	31.745	43.068	36.748	262.6	57:38.192	12	1:54.499	32.596	44.929	36.974	259.5	27:50.513
20	1:56.209B	31.703	42.536	41.970	263.2	59:34.401	13	1:51.093	31.891	42.562	36.640	260.7	29:41.606

17 Christoph LANGER DEU						
Fach Auto Tech			Porsche 911 GT3 Cup			
1	32:35.321	...	57.029	44.007	111.9	32:35.321
2	2:03.669	37.782	46.891	38.996	165.5	34:38.990
3	1:57.492	33.036	43.704	40.752	258.9	36:36.482
4	<u>1:53.692</u>	32.456	43.363	37.873	259.5	38:30.174
5	1:52.890	32.158	43.653	37.079	259.5	40:23.064
6	1:52.715	32.111	43.503	37.101	260.7	42:15.779
7	1:55.202	32.069	43.330	39.803	261.3	44:10.981
8	1:55.857	33.329	43.606	38.922	260.1	46:06.838
9	2:03.546B	32.630	44.081	46.835	260.1	48:10.384

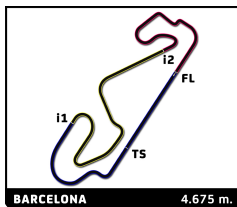
21 Sacha NORDEN NLD						
Team GP Elite			Porsche 911 GT3 Cup			
1	2:37.960	1:04.947	51.011	42.002	124.8	2:37.960
2	2:05.100	36.605	48.588	39.907	238.4	4:43.060
3	1:55.079	33.676	43.663	37.740	222.3	6:38.139
4	1:54.323	32.157	44.124	38.042	260.1	8:32.462
5	1:52.241	32.075	42.974	37.192	263.9	10:24.703
6	1:52.505	31.965	43.018	37.522	262.0	12:17.208
7	1:52.414	32.031	43.221	37.162	263.2	14:09.622
8	1:57.256	32.143	43.123	41.990	262.6	16:06.878
9	1:52.506	32.233	42.877	37.396	262.6	17:59.384
10	1:56.550B	31.827	43.062	41.661	263.2	19:55.934
11	3:52.296	2:31.008	43.294	37.994	183.6	23:48.230
12	1:53.412	32.393	43.510	37.509	262.0	25:41.642
13	1:52.937	32.624	42.936	37.377	263.2	27:34.579
14	1:52.204	32.115	42.901	37.188	261.3	29:26.783
15	1:52.460	31.972	42.918	37.570	263.9	31:19.243
16	1:53.810	32.110	43.960	37.740	263.9	33:13.053
17	1:58.079B	32.407	43.438	42.234	263.9	35:11.132
18	6:48.110	5:17.609	49.207	41.294	148.9	41:59.242
19	2:01.793	35.698	47.135	38.960	204.0	44:01.035
20	1:54.938	33.671	44.115	37.152	242.7	45:55.973
21	1:59.225	32.637	49.082	37.506	262.0	47:55.198
22	1:51.026	31.836	42.480	36.710	262.6	49:46.224
23	1:50.271	31.556	42.143	36.572	264.5	51:36.495
24	1:49.798	31.338	42.230	36.230	265.2	53:26.293
25	1:50.589	31.667	42.176	36.746	265.8	55:16.882
26	1:54.772B	31.504	42.333	40.935	265.2	57:11.654

31 Sebastian FREYMUTH DEU						
Huber Racing			Porsche 911 GT3 Cup			
1	2:48.702	1:16.102	52.240	40.360	113.7	2:48.702
2	2:20.039	44.330	51.303	44.406	214.9	5:08.741
3	1:53.001	32.477	43.252	37.272	258.2	7:01.742
4	1:51.967	32.041	43.043	36.883	257.0	8:53.709
5	1:51.714	31.903	42.789	37.022	260.7	10:45.423
6	1:51.409	31.931	42.715	36.763	259.5	12:36.832

14	1:51.486	32.175	42.567	36.744	262.6	48:22.164	7	1:51.182	31.707	42.699	36.776	261.3	14:28.014
15	<u>1:51.127</u>	31.802	42.611	36.714	264.5	50:13.291	8	1:57.385B	31.961	43.307	42.117	261.3	16:25.399
16	1:51.553	31.698	42.875	36.980	263.2	52:04.844	9	5:37.079	4:09.223	48.962	38.894	150.6	22:02.478
17	1:50.566	31.657	42.356	36.553	263.9	53:55.410	10	1:56.202	33.629	44.911	37.662	227.4	23:58.680
18	1:51.221	31.612	42.765	36.844	263.9	55:46.631	11	1:57.334	33.321	44.724	39.289	220.1	25:56.014
19	<u>1:51.561</u>	31.745	43.068	36.748	262.6	57:38.192	12	1:54.499	32.596	44.929	36.974	259.5	27:50.513
20	1:56.209B	31.703	42.536	41.970	263.2	59:34.401	13	1:51.093	31.891	42.562	36.640	260.7	29:41.606
							14	1:50.699	31.669	42.456	36.574	262.0	31:32.305
							15	1:50.619	31.620	42.388	36.611	262.0	33:22.924
							16	1:55.187B	31.800	42.547	40.840	261.3	35:18.111
							17	12:22.943	...	51.762	40.107	92.7	47:41.054
							18	1:56.608	33.815	43.877	38.916	235.8	49:37.662
							19	1:56.327	32.105	42.790	41.432	260.1	51:33.989
							20	1:50.157	31.889	42.200	36.068	262.0	53:22.924
							21	1:49.580	31.386	42.073	36.121	264.5	55:13.726
							22	1:50.298	31.465	42.481	36.352	262.6	57:04.024
							23	1:56.577B	31.497	43.260	41.820	263.2	59:00.601

32 Robin KNUTSSON SWE						
WestCoast Racing			Porsche 911 GT3 Cup			
1	3:14.416	1:37.617	54.321	42.478	138.0	3:14.416
2	2:04.670	39.279	47.009	38.382	182.1	5:19.086
3	1:56.950	35.789	43.907	37.254	224.6	7:16.036
4	1:52.795	32.192	42.971	37.632	259.5	9:08.831
5	2:21.149B	40.304	50.012	50.833	158.0	11:29.980
6	3:35.309	2:15.437	42.907	36.965	180.9	15:05.289
7	1:50.881	31.869	42.452	36.560	257.6	16:56.170
8	1:50.500	31.624	42.536	36.340	262.0	18:46.670
9	1:51.112	31.522	42.803	36.787	262.0	20:37.782
10	1:56.434	31.720	43.173	41.541	263.9	22:34.216
11	<u>1:55.269B</u>	31.904	42.415	40.950	262.6	24:29.485
12	4:52.573	3:26.292	46.953	39.328	101.8	29:22.058
13	1:54.135	33.353	43.341	37.441	256.4	31:16.193
14	1:51.705	32.280	42.545	36.880	259.5	33:07.898
15	1:51.104	31.746	42.665	36.693	261.3	34:59.002
16	1:50.286	31.410	42.509	36.367	262.0	36:49.288
17	1:50.065	31.387	42.198	36.480	262.6	38:39.353
18	1:59.209B	35.925	42.446	40.838	262.6	40:38.562
19	4:46.724	3:20.574	46.262	39.888	128.1	45:25.286
20	1:54.431	33.632	43.603	37.196	257.6	47:19.717
21	1:52.146	32.191	43.059	36.896	258.9	49:11.863
22	1:50.984	31.852	42.363	36.769	262.0	51:02.847
23	1:50.022	31.444	42.158	36.420	262.6	52:52.869
24	2:16.560B	35.178	52.086	49.296	214.4	55:09.429

33 Ryan RATCLIFFE GBR						
Team Parker Racing			Porsche 911 GT3 Cup			
1	2:17.524	43.827	52.043	41.654	149.5	2:17.524
2	1:58.395	34.939	45.547	37.909	240.0	4:15.919
3	1:53.209	32.979	43.317	36.913	257.0	6:09.128
4	1:52.104	31.875	43.190	37.039	258.9	8:01.232
5	1:51.391	31.972	42.759	36.660	259.5	9:52.623
6	1:50.791	31.718	42.544	36.529	260.1	11:43.414
7	1:59.175B	32.804	43.138	43.233	260.1	13:42.589
8	<u>4:22.488</u>	3:02.294	43.356	36.838	96.1	18:05.077
9	1:51.540	32.133	42.476	36.931	261.3	19:56.617
10	<u>1:54.263</u>	32.031	42.496	39.736	260.7	21:50.880



SPORT DIVISION BARCELONA Free Practice

Sector Analysis

— Invalidated Lap

■ Personal Best

■ Session Best

B Crossing the pit lane

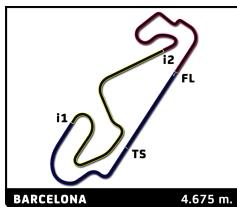
Lap	Time	Sector 1	Sector 2	Sector 3	T.Sp	Elapsed	Lap	Time	Sector 1	Sector 2	Sector 3	T.Sp	Elapsed
11	1:51.537	32.013	42.631	36.893	262.6	23:42.417	17	1:51.661	32.159	42.701	36.801	261.3	43:16.910
12	2:03.230B	32.020	42.827	48.383	262.6	25:45.647	18	1:52.408	32.550	42.897	36.961	262.0	45:09.318
13	6:07.604	4:33.047	49.302	45.255	123.1	31:53.251	19	1:51.556	32.023	42.742	36.791	261.3	47:00.874
14	2:00.332	35.328	46.026	38.978	243.8	33:53.583	20	1:52.084	31.907	42.792	37.385	260.7	48:52.958
15	1:55.707	32.985	44.994	37.728	257.0	35:49.290	21	1:52.141	32.465	42.681	36.995	256.4	50:45.099
16	1:51.586	32.022	42.759	36.805	260.7	37:40.876	22	1:52.215	31.800	42.811	37.604	264.5	52:37.314
17	1:50.041	31.631	42.148	36.262	263.2	39:30.917	23	1:51.383	31.922	42.585	36.876	260.7	54:28.697
18	1:50.158	31.435	42.213	36.510	263.9	41:21.075	24	1:51.452	31.878	42.650	36.924	261.3	56:20.149
19	1:50.281	31.440	42.047	36.794	262.6	43:11.356	25	1:53.732	33.310	43.215	37.207	262.0	58:13.881
20	2:07.611B	36.012	45.994	45.605	191.7	45:18.967	26	1:52.532	32.114	43.323	37.095	261.3	1:00:06.413
21	6:05.467	4:44.058	44.155	37.254	145.0	51:24.434							
22	1:51.330	31.838	42.319	37.173	260.1	53:15.764							
23	1:50.595	31.530	42.594	36.471	261.3	55:06.359							
24	1:50.359	31.602	42.320	36.437	262.0	56:56.718							
25	2:01.884B	34.148	43.418	44.318	230.3	58:58.602							

41 Jake GIDDINGS		GBR				
Team Parker Racing		Porsche 911 GT3 Cup				
1	2:19.527	45.381	52.234	41.912	149.3	2:19.527
2	1:58.256	35.372	44.777	38.107	217.0	4:17.783
3	1:53.907	33.044	43.403	37.460	253.4	6:11.690
4	1:53.156	32.646	43.141	37.369	258.9	8:04.846
5	1:51.980	32.290	42.910	36.780	260.7	9:56.826
6	1:51.830	31.817	43.033	36.980	261.3	11:48.656
7	2:01.009B	33.538	43.268	44.203	259.5	13:49.665
8	7:47.743	6:26.170	44.158	37.415	167.3	21:37.408
9	1:52.609	32.378	42.921	37.310	260.7	23:30.017
10	1:51.776	31.963	42.721	37.092	261.3	25:21.793
11	1:54.077	32.037	44.295	37.745	261.3	27:15.870
12	1:52.555	32.249	43.119	37.187	262.0	29:08.425
13	1:59.002B	31.798	42.602	44.602	260.7	31:07.427
14	8:36.546	7:01.834	54.216	40.496	143.4	39:43.973
15	2:03.794	37.540	47.104	39.150	196.6	41:47.767
16	1:56.939	34.132	44.482	38.325	235.8	43:44.706
17	1:55.969	32.890	44.274	38.805	255.2	45:40.675
18	1:52.914	32.219	43.814	36.881	258.2	47:33.589
19	1:51.617	32.041	42.526	37.050	261.3	49:25.206
20	2:20.366B	31.822	1:01.015	47.529	262.6	51:45.572

42 Cedric CHASSANG		FRA				
Team GP Elite		Porsche 911 GT3 Cup				
1	3:44.417	1:59.849	59.686	44.882	95.7	3:44.417
2	2:09.737	40.558	49.823	39.356	141.4	5:54.154
3	1:55.645	33.144	44.225	38.276	257.6	7:49.799
4	1:56.750	34.799	44.207	37.744	258.2	9:46.549
5	1:53.990	32.583	43.826	37.581	258.9	11:40.539
6	1:53.213	32.407	43.190	37.616	258.9	13:33.752
7	2:13.706B	32.467	43.119	58.120	259.5	15:47.458
8	6:53.791	5:08.731	1:03.726	41.334	105.7	22:41.249
9	1:59.221	37.250	44.248	37.723	163.7	24:40.470
10	1:52.771	32.692	43.083	36.996	258.2	26:33.241
11	1:51.187	31.892	42.691	36.604	260.1	28:24.428
12	1:51.109	31.870	42.527	36.712	261.3	30:15.537
13	1:53.133	32.699	43.542	36.892	261.3	32:08.670
14	1:51.055	31.796	42.488	36.771	260.7	33:59.725
15	2:04.785B	35.777	44.451	44.557	199.1	36:04.510
16	5:20.739	4:00.718	43.101	36.920	131.6	41:25.249

44 Janne STIAK		DEU				
ID Racing		Porsche 911 GT3 Cup				
1	2:49.436	1:16.756	52.123	40.557	125.8	2:49.436
2	2:00.556	35.801	45.743	39.012	211.9	4:49.992
3	1:54.342	32.731	43.802	37.809	260.1	6:44.334
4	1:52.355	32.387	43.104	36.864	263.9	8:36.689
5	1:52.417	32.103	43.100	37.214	263.2	10:29.106
6	1:51.695	31.807	42.901	36.987	263.2	12:20.801
7	1:51.252	31.898	42.639	36.715	265.2	14:12.053
8	1:59.103B	31.687	43.727	43.689	265.8	16:11.156
9	5:23.656	4:02.954	43.785	36.917	144.6	21:34.812
10	1:52.229	32.031	43.036	37.162	263.9	23:27.041
11	1:51.634	31.879	42.652	37.103	264.5	25:18.675
12	1:51.920	32.407	42.860	36.653	259.5	27:10.595
13	1:50.640	31.747	42.384	36.509	263.9	29:01.235
14	1:50.840	31.692	42.520	36.628	263.9	30:52.075
15	1:57.220B	31.778	42.628	42.814	263.2	32:49.295
16	9:31.554	7:57.604	52.140	41.810	123.4	42:20.849
17	1:58.695	34.487	45.832	38.376	242.7	44:19.544
18	1:57.915	35.139	44.806	37.970	255.2	46:17.459
19	1:52.162	32.350	42.667	37.145	263.9	48:09.621
20	1:51.829	32.254	42.759	36.816	261.3	50:01.450
21	1:51.568	31.885	42.654	37.029	264.5	51:53.018
22	1:50.547	31.726	42.264	36.557	263.2	53:43.565
23	1:52.626	32.822	42.919	36.885	265.8	55:36.191
24	1:51.108	31.934	42.414	36.760	264.5	57:27.299
25	1:51.311	31.780	42.715	36.816	264.5	59:18.610
26	1:58.959B	32.129	43.468	43.362	262.0	1:01:17.569

46 Robert DE HAAN		NLD				
Richardson Racing		Porsche 911 GT3 Cup				
1	2:39.661	1:05.818	51.608	42.235	139.0	2:39.661
2	2:02.640	37.262	47.163	38.215	199.9	4:42.301
3	1:53.520	33.255	43.626	36.639	219.6	6:35.821
4	1:50.483	31.699	42.294	36.490	262.0	8:26.304
5	1:50.552	31.600	42.312	36.640	262.6	10:16.856
6	1:50.489	31.791	42.236	36.462	258.9	12:07.345
7	1:51.661	31.517	42.159	37.985	262.0	13:59.006
8	1:58.182B	32.032	42.548	43.602	260.7	15:57.188
9	10:00.510	8:28.191	52.811	39.508	129.4	25:57.698
10	1:55.134	34.122	43.984	37.028	220.5	27:52.832
11	1:53.177	31.971	44.343	36.863	249.9	29:46.009
12	1:50.571	31.627	42.540	36.404	262.6	31:36.580
13	1:50.923	32.108	42.353	36.462	263.2	33:27.503
14	1:50.176	31.631	42.227	36.318	263.9	35:17.679
15	1:55.215B	31.645	42.821	40.749	262.6	37:12.894



SPORT DIVISION BARCELONA Free Practice

Sector Analysis

— Invalidated Lap

■ Personal Best

■ Session Best

B Crossing the pit lane

Lap	Time	Sector 1	Sector 2	Sector 3	T.Spd	Elapsed	Lap	Time	Sector 1	Sector 2	Sector 3	T.Spd	Elapsed
16	4:44.077	3:08.225	53.232	42.620	124.7	41:56.971	18	1:51.604	31.813	42.765	37.026	262.0	37:23.846
17	2:04.348	37.266	47.343	39.739	193.1	44:01.319	19	1:57.830B	32.190	42.723	42.917	259.5	39:21.676
18	2:01.463	34.229	44.048	43.186	227.0	46:02.782	20	6:03.763	4:30.369	51.539	41.855	135.6	45:25.439
19	1:49.943	31.833	42.060	36.050	260.7	47:52.725	21	1:57.091	34.781	44.224	38.086	251.1	47:22.530
20	1:49.044	31.304	41.869	35.871	263.2	49:41.769	22	1:57.648	32.521	43.148	41.979	257.0	49:20.178
21	1:48.854	31.212	41.732	35.910	264.5	51:30.623	23	1:50.397	31.756	42.433	36.208	261.3	51:10.575
22	1:48.749	31.216	41.651	35.882	263.9	53:19.372	24	1:49.979	31.358	42.343	36.278	263.9	53:00.554
23	1:54.577B	31.164	41.783	41.630	265.2	55:13.949	25	1:51.888	31.664	43.425	36.799	263.2	54:52.442
							26	2:01.441B	31.947	43.547	45.947	263.2	56:53.883

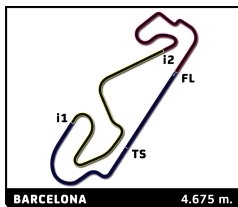
54 Adam SMALLEY		GBR					
Team Parker Racing		Porsche 911 GT3 Cup					
1	2:29.733	53.168	53.590	42.975	130.7	2:29.733	
2	2:04.504	37.906	47.327	39.271	174.2	4:34.237	
3	1:54.872	33.239	44.151	37.482	254.0	6:29.109	
4	1:50.487	31.843	42.235	36.409	258.9	8:19.596	
5	1:49.971	31.537	42.289	36.145	262.0	10:09.567	
6	1:50.927	31.457	42.858	36.612	262.0	12:00.494	
7	1:51.119	31.583	42.722	36.814	262.0	13:51.613	
8	1:58.816B	31.677	42.882	44.257	261.3	15:50.429	
9	4:43.272	3:19.337	45.640	38.295	124.1	20:33.701	
10	1:52.252	31.896	42.372	37.984	261.3	22:25.953	
11	1:50.531	31.888	42.301	36.342	262.6	24:16.484	
12	1:50.489	31.652	42.279	36.558	263.9	26:06.973	
13	1:50.168	31.631	42.101	36.436	263.9	27:57.141	
14	2:05.636B	31.548	47.227	46.861	263.9	30:02.777	
15	7:34.412	5:58.856	53.748	41.808	132.1	37:37.189	
16	2:07.108	38.189	50.009	38.910	252.3	39:44.297	
17	1:56.498	34.102	44.076	38.320	257.6	41:40.795	
18	1:53.933	32.149	43.352	38.432	260.1	43:34.728	
19	1:50.415	31.548	42.046	36.821	262.0	45:25.143	
20	1:49.508	31.665	41.756	36.087	262.0	47:14.651	
21	2:09.134B	31.350	44.946	52.838	263.9	49:23.785	
22	4:39.901	3:05.198	51.274	43.429	180.3	54:03.686	
23	1:55.280	33.993	44.203	37.084	255.8	55:58.966	
24	1:50.305	31.629	42.113	36.563	262.6	57:49.271	
25	1:49.993	31.493	42.024	36.476	263.2	59:39.264	
26	1:49.976	31.513	42.206	36.257	262.6	1:01:29.240	

71 Alexander GODDIJN		NLD					
Team GP Elite		Porsche 911 GT3 Cup					
1	2:46.850	1:08.036	56.173	42.641	152.5	2:46.850	
2	2:02.446	35.930	47.172	39.344	199.1	4:49.296	
3	1:54.534	33.014	43.793	37.727	257.0	6:43.830	
4	1:52.518	32.497	42.915	37.106	260.7	8:36.348	
5	1:56.682	33.346	43.724	39.612	220.5	10:33.030	
6	1:51.452	32.020	42.393	37.039	258.9	12:24.482	
7	1:51.916	31.877	43.048	36.991	262.0	14:16.398	
8	1:53.029	31.792	42.655	38.582	261.3	16:09.427	
9	1:51.025	31.865	42.383	36.777	262.0	18:00.452	
10	1:58.528B	32.434	42.711	43.383	263.2	19:58.980	
11	4:23.425	3:02.960	43.073	37.392	135.4	24:22.405	
12	1:53.403	33.733	42.794	36.876	233.3	26:15.808	
13	1:51.926	31.706	43.005	37.215	262.0	28:07.734	
14	1:50.961	31.794	42.356	36.811	260.7	29:58.695	
15	1:51.495	31.934	42.415	37.146	262.0	31:50.190	
16	1:50.984	31.730	42.511	36.743	260.7	33:41.174	
17	1:51.068	31.723	42.425	36.920	262.0	35:32.242	

88 Horst Felix FELBERMAYR		AUT					
Huber Racing		Porsche 911 GT3 Cup					
1	16:14.074	...	56.216	43.983	125.4	16:14.074	
2	2:04.262	39.400	46.546	38.316	177.4	18:18.336	
3	1:54.872	33.028	44.193	37.651	252.8	20:13.208	
4	1:53.436	32.632	43.339	37.465	260.1	22:06.644	
5	1:52.767	32.619	43.085	37.063	260.1	23:59.411	
6	1:51.908	31.968	42.850	37.090	262.6	25:51.319	
7	1:51.870	32.138	42.662	37.070	263.2	27:43.189	
8	1:56.948B	31.806	42.631	42.511	262.6	29:40.137	
9	6:42.213	5:21.857	43.202	37.154	183.3	36:22.350	
10	1:51.931	31.905	42.811	37.215	261.3	38:14.281	
11	1:51.614	31.914	42.837	36.863	262.0	40:05.895	
12	1:50.899	31.709	42.330	36.860	261.3	41:56.794	
13	1:51.194	31.757	42.582	36.855	263.2	43:47.988	
14	1:59.470B	32.750	43.471	43.249	263.9	45:47.458	
15	4:08.175	2:48.405	42.900	36.870	183.6	49:55.633	
16	1:51.638	31.852	42.749	37.037	263.2	51:47.271	
17	1:51.016	31.672	42.559	36.785	263.9	53:38.287	
18	1:56.807B	31.930	42.466	42.411	262.6	55:35.094	

92 Benjamin PAQUE		BEL					
August By NGT		Porsche 911 GT3 Cup					
1	2:24.333	54.063	50.695	39.575	128.1	2:24.333	
2	1:56.293	34.595	44.452	37.246	228.9	4:20.626	
3	1:58.711	32.380	42.933	43.398	260.1	6:19.337	
4	1:51.381	31.967	42.832	36.582	260.1	8:10.718	
5	1:50.658	31.848	42.431	36.379	261.3	10:01.376	
6	1:50.392	31.577	42.342	36.473	262.0	11:51.768	
7	2:03.496B	32.376	42.669	48.451	262.6	13:55.264	
8	6:20.656	4:58.308	42.873	39.475	106.3	20:15.920	
9	1:50.959	31.750	42.537	36.672	263.9	22:06.879	
10	1:50.655	31.791	42.446	36.418	264.5	23:57.534	
11	1:50.914	31.774	42.501	36.639	263.9	25:48.448	
12	2:00.481B	31.849	42.515	46.117	264.5	27:48.929	
13	7:13.686	5:53.893	43.061	36.732	171.8	35:02.615	
14	1:50.358	31.587	42.249	36.522	262.6	36:52.973	
15	1:50.094	31.503	42.213	36.378	265.2	38:43.067	
16	1:50.327	31.514	42.420	36.393	264.5	40:33.394	
17	1:59.987B	31.622	42.363	46.002	263.9	42:33.381	
18	5:45.754	4:18.326	48.486	38.942	117.8	48:19.135	
19	1:57.022	35.673	44.001	37.348	221.9	50:16.157	
20	1:51.942	32.311	42.883	36.748	262.6	52:08.099	
21	1:50.876	31.796	42.489	36.591	263.2	53:58.975	
22	1:50.565	31.473	42.414	36.678	264.5	55:49.540	
23	1:50.770	31.548	42.659	36.563	264.5	57:40.310	
24	2:07.566B	36.487	43.468	47.611	265.2	59:47.876	

SPRINT CHALLENGE SOUTHERN EUROPE



SPORT DIVISION BARCELONA Free Practice

Sector Analysis

— Invalidated Lap

■ Personal Best

■ Session Best

B Crossing the pit lane

Lap	Time	Sector 1	Sector 2	Sector 3	T.Spd	Elapsed	Lap	Time	Sector 1	Sector 2	Sector 3	T.Spd	Elapsed		
93	Christophe LAPIERRE						FRA	777	Sam DEJONGHE						BEL
Martinet by Almeras Porsche 911 GT3 Cup							RedAnt Racing Team Porsche 911 GT3 Cup								
1	2:41.925	1:03.193	53.847	44.885	117.5	2:41.925	1	3:21.436	1:35.546	58.934	46.956	122.6	3:21.436		
2	2:03.570	37.812	47.037	38.721	184.3	4:45.495	2	2:07.208	39.698	48.456	39.054	221.4	5:28.644		
3	1:54.975	33.471	44.031	37.473	258.2	6:40.470	3	1:57.834	34.090	45.482	38.262	250.5	7:26.478		
4	1:53.064	32.196	43.233	37.635	261.3	8:33.534	4	1:51.853	32.234	42.712	36.907	258.2	9:18.331		
5	1:52.338	32.072	43.125	37.141	262.6	10:25.872	5	1:51.448	32.073	42.604	36.771	258.2	11:09.779		
6	<u>1:51.953</u>	32.201	42.811	36.941	261.3	12:17.825	6	1:51.273	31.975	42.733	36.565	258.2	13:01.052		
7	1:59.208B	32.170	43.192	43.846	262.6	14:17.033	7	1:50.972	31.821	42.474	36.677	260.1	14:52.024		
8	5:23.909	4:02.934	43.771	37.204	181.8	19:40.942	8	<u>1:50.807</u>	31.730	42.515	36.562	259.5	16:42.831		
9	<u>1:51.916</u>	32.242	42.823	36.851	260.1	21:32.858	9	1:50.918	31.830	42.472	36.616	260.7	18:33.749		
10	<u>1:51.852</u>	32.280	42.540	37.039	262.0	23:24.717	10	1:57.572B	31.776	42.962	42.834	262.6	20:31.321		
11	<u>1:51.630</u>	32.009	42.791	36.830	262.6	25:16.347	11	4:39.851	3:09.888	49.598	40.365	167.8	25:11.172		
12	2:01.958B	33.063	45.893	43.002	262.6	27:18.305	12	1:54.164	33.078	43.928	37.158	254.0	27:05.336		
13	4:51.921	3:29.545	44.751	37.625	129.1	32:10.226	13	1:52.063	32.493	43.116	36.454	257.0	28:57.399		
14	1:52.588	32.146	42.957	37.485	262.6	34:02.814	14	1:50.219	31.731	42.219	36.269	260.1	30:47.618		
15	1:52.435	32.171	43.280	36.984	260.7	35:55.249	15	1:50.203	31.565	42.217	36.421	260.1	32:37.821		
16	1:52.041	32.017	42.973	37.051	263.9	37:47.290	16	1:50.059	31.499	42.180	36.380	260.7	34:27.880		
17	1:51.717	31.819	43.024	36.874	263.9	39:39.007	17	1:56.621B	32.002	43.061	41.558	260.1	36:24.501		
18	1:57.431B	31.907	43.272	42.252	263.2	41:36.438	18	5:11.090	3:50.209	43.113	37.768	175.4	41:35.591		
19	7:14.426	5:53.578	43.375	37.473	182.4	48:50.864	19	1:50.820	31.888	42.459	36.473	258.9	43:26.411		
20	1:53.186	32.380	43.382	37.424	261.3	50:44.050	20	1:51.021	31.724	42.863	36.434	260.7	45:17.432		
21	1:55.954	31.967	43.294	40.693	262.6	52:40.004	21	1:50.766	32.039	42.224	36.503	260.7	47:08.198		
22	1:52.759	32.432	43.146	37.181	263.9	54:32.763	22	1:50.099	31.718	42.115	36.266	261.3	48:58.297		
23	<u>1:53.415</u>	32.714	43.188	37.513	263.2	56:26.178	23	1:50.177	31.695	42.092	36.390	262.0	50:48.474		
24	<u>1:53.028</u>	32.151	43.529	37.348	262.0	58:19.206	24	1:50.187	31.661	42.029	36.497	262.6	52:38.661		
25	1:53.384	32.280	43.551	37.553	262.0	1:00:12.590	25	1:56.160B	31.664	43.745	40.751	262.6	54:34.821		
94	Cedric MEZARD						FRA								
Martinet by Almeras Porsche 911 GT3 Cup															
1	2:45.198	1:06.102	56.867	42.229	125.1	2:45.198									
2	2:03.190	36.848	47.380	38.962	215.3	4:48.388									
3	1:53.526	32.855	43.623	37.048	258.9	6:41.914									
4	2:17.211B	39.468	49.187	48.556	173.7	8:59.125									
5	3:49.597	2:29.133	43.588	36.876	180.3	12:48.722									
6	1:51.404	31.859	42.259	37.286	261.3	14:40.126									
7	1:50.208	31.588	42.366	36.254	262.0	16:30.334									
8	1:49.777	31.397	42.137	36.243	262.6	18:20.111									
9	1:57.767B	31.572	42.867	43.328	263.2	20:17.878									
10	4:16.357	2:50.308	49.261	36.788	183.6	24:34.235									
11	1:50.504	31.792	42.228	36.484	261.3	26:24.739									
12	1:50.092	31.555	42.218	36.319	263.2	28:14.831									
13	1:49.801	31.493	42.016	36.292	263.9	30:04.632									
14	1:55.047B	31.471	42.173	41.403	263.2	31:59.679									
15	5:07.076	3:43.987	44.537	38.552	141.9	37:06.755									
16	1:55.605	32.878	44.253	38.474	260.1	39:02.360									
17	1:54.449	32.752	43.642	38.055	260.1	40:56.809									
18	1:54.284	32.680	43.903	37.701	259.5	42:51.093									
19	1:53.281	32.251	43.370	37.660	260.7	44:44.374									
20	1:58.335	34.342	45.226	38.767	261.3	46:42.709									
21	1:54.426	32.788	43.764	37.874	260.7	48:37.135									
22	1:54.188	32.564	43.610	38.014	261.3	50:31.323									
23	2:06.919B	32.343	44.984	49.592	260.1	52:38.242									
24	3:49.976	2:28.294	43.716	37.966	159.6	56:28.218									
25	1:54.115	32.785	43.538	37.792	261.3	58:22.333									
26	1:52.961	32.194	43.393	37.374	262.6	1:00:15.294									