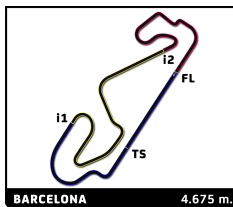


PORSCHE

SPRINT CHALLENGE SOUTHERN EUROPE

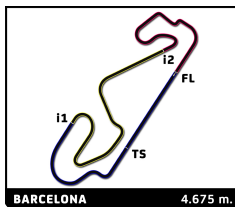


SPORT DIVISION BARCELONA Race 1

Sector Analysis

Lap	Time	Sector 1	Sector 2	Sector 3	T.Sp	Elapsed	Lap	Time	Sector 1	Sector 2	Sector 3	T.Sp	Elapsed
7	Didier GLORIEUX												
Speed Lover Racing Team Porsche 911 GT3 Cup BEL							7 1:51.291 31.527 42.233 37.531 265.8 13:54.167 8 1:50.294 31.662 42.193 36.439 265.2 15:44.461 9 1:50.402 31.370 42.340 36.692 264.5 17:34.863 10 1:50.823 31.523 42.511 36.789 264.5 19:25.686 11 1:50.478 31.604 42.122 36.752 265.2 21:16.164 12 1:51.158 31.633 42.354 37.171 265.2 23:07.322 13 1:51.488 31.694 42.298 37.496 262.0 24:58.810 14 1:51.080 31.733 42.414 36.933 264.5 26:49.890 15 1:51.229 31.641 42.424 37.164 264.5 28:41.119 16 1:52.169 31.605 42.814 37.750 263.2 30:33.288						
9	Will ASPIN												
Revs Motorsport Porsche 911 GT3 Cup GBR							16 Flynt SCHURING Huber Racing Porsche 911 GT3 Cup NLD 1 3:34.459 B 34.242 1:43.882 1:16.335 ... 3:34.459 2 16:20.766 ... 1:19.699 1:04.441 79.2 4:32.246 3 1:52.837 32.790 42.786 37.261 259.5 6:25.083 4 1:51.675 32.251 42.569 36.855 265.2 8:16.758 5 1:50.706 31.697 42.485 36.524 263.9 10:07.464 6 1:50.356 31.626 42.382 36.348 263.9 11:57.820 7 1:50.338 31.542 42.414 36.382 265.2 13:48.158 8 1:50.513 31.728 42.345 36.440 265.2 15:38.671 9 1:50.668 31.657 42.397 36.614 265.2 17:29.339 10 1:50.742 31.633 42.422 36.687 265.2 19:20.081 11 1:50.440 31.667 42.209 36.564 262.6 21:10.521 12 1:50.669 31.623 42.231 36.815 263.9 23:01.190 13 1:50.494 31.550 42.267 36.677 262.6 24:51.684 14 1:50.748 31.568 42.372 36.808 263.9 26:42.432 15 1:50.916 31.750 42.372 36.794 263.2 28:33.348 16 1:51.266 31.845 42.662 36.759 263.9 30:24.614						
12	Lucas VAN EIJNDHOVEN												
JW Racerservice Porsche 911 GT3 Cup NLD							17 Christoph LANGER Fach Auto Tech Porsche 911 GT3 Cup DEU 1 4:04.487 B 47.855 1:49.656 1:26.976 ... 4:04.487 2 15:57.036 ... 1:21.608 54.230 149.8 4:38.544 3 1:55.624 33.543 44.483 37.598 243.8 6:34.168 4 1:53.725 32.560 43.827 37.338 263.2 8:27.893 5 1:52.768 32.178 43.224 37.366 260.7 10:20.661 6 1:53.020 32.080 43.342 37.598 260.7 12:13.681 7 1:52.825 32.143 43.241 37.441 260.7 14:06.506 8 1:53.019 32.424 43.184 37.411 260.7 15:59.525 9 1:52.746 31.940 43.251 37.555 260.1 17:52.271 10 1:53.448 32.200 43.577 37.671 260.7 19:45.719 11 1:53.087 32.174 43.120 37.793 260.1 21:38.806 12 1:53.565 32.392 43.403 37.770 259.5 23:32.371 13 1:54.763 32.410 43.428 38.925 260.1 25:27.134 14 1:53.299 32.414 43.574 37.311 257.0 27:20.433 15 1:53.495 32.144 43.625 37.726 260.7 29:13.928 16 1:54.579 32.982 43.807 37.790 260.7 31:08.507						
14	Lin HODENIUS												
Team GP Elite Porsche 911 GT3 Cup NLD							21 Sacha NORDEN Team GP Elite Porsche 911 GT3 Cup NLD 1 3:52.536 B 36.937 1:54.291 1:21.308 ... 3:52.536 2 16:05.734 ... 1:21.128 57.962 168.6 4:35.291 3 1:54.774 32.894 43.136 38.744 263.2 6:30.065 4 1:51.123 32.065 42.224 36.834 261.3 8:21.188 5 1:50.711 31.716 42.538 36.457 267.1 10:11.899 6 1:50.977 31.642 42.515 36.820 263.2 12:02.876						

SPRINT CHALLENGE SOUTHERN EUROPE



SPORT DIVISION BARCELONA Race 1

Sector Analysis

— Invalidated Lap

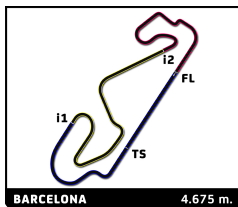
■ Personal Best

■ Session Best

■ Crossing the pit lane

Lap	Time	Sector 1	Sector 2	Sector 3	T.Spd	Elapsed	Lap	Time	Sector 1	Sector 2	Sector 3	T.Spd	Elapsed
46 Robert DE HAAN NLD Richardson Racing Porsche 911 GT3 Cup													
1	4:06.055 B	1:00.358	1:38.590	1:27.107		4:06.055							
54 Adam SMALLEY GBR Team Parker Racing Porsche 911 GT3 Cup													
1	3:29.734 B	33.349	1:42.122	1:14.263		3:29.734							
2	16:24.267	...	1:19.411	1:05.983	81.3	4:31.022							
3	1:52.087	32.715	42.860	36.512	258.2	6:23.109							
4	1:50.520	31.714	42.372	36.434	262.0	8:13.629							
5	1:50.229	31.641	42.170	36.418	262.0	10:03.858							
6	1:50.137	31.781	42.136	36.220	260.7	11:53.995							
7	1:50.156	31.602	42.106	36.448	261.3	13:44.151							
8	1:49.997	31.591	42.075	36.331	261.3	15:34.148							
9	1:50.087	31.479	42.126	36.482	262.0	17:24.235							
10	1:50.281	31.553	42.236	36.492	261.3	19:14.516							
11	1:50.452	31.600	42.274	36.578	260.7	21:04.968							
12	1:50.250	31.553	42.213	36.484	262.0	22:55.218							
13	1:50.974	31.710	42.437	36.827	260.7	24:46.192							
14	1:51.292	31.815	42.446	37.031	259.5	26:37.484							
15	1:52.007	31.735	43.065	37.207	259.5	28:29.491							
16	1:51.252	31.925	42.322	37.005	259.5	30:20.743							
71 Alexander GODDIJN NLD Team GP Elite Porsche 911 GT3 Cup													
1	13:49.568 B					13:49.568							
88 Horst Felix FELBERMAYR AUT Huber Racing Porsche 911 GT3 Cup													
1	3:36.285 B	34.682	1:46.494	1:15.109		3:36.285							
2	16:19.305	...	1:19.484	1:04.112	79.9	4:32.611							
3	1:53.185	32.948	43.162	37.075	258.9	6:25.796							
4	1:51.595	32.095	42.605	36.895	263.9	8:17.391							
5	1:52.450	32.181	43.376	36.893	262.6	10:09.841							
6	1:51.328	31.818	42.661	36.849	263.9	12:01.169							
7	1:50.666	31.742	42.376	36.548	263.2	13:51.835							
8	1:50.730	31.853	42.334	36.543	264.5	15:42.565							
9	1:50.940	31.862	42.360	36.718	263.2	17:33.505							
10	1:51.360	31.857	42.494	37.009	262.6	19:24.865							
11	1:50.547	31.649	42.360	36.538	263.9	21:15.412							
12	1:51.127	31.702	42.455	36.970	263.2	23:06.539							
13	1:51.483	31.731	42.608	37.144	261.3	24:58.022							
14	1:50.877	31.692	42.380	36.805	262.6	26:48.899							
15	1:51.400	31.758	42.605	37.037	263.2	28:40.299							
16	1:52.036	31.973	42.858	37.205	263.9	30:32.335							
89 Bashar MARDINI CAN Tsunami Racing Porsche 911 GT3 Cup													
1	3:59.259 B	39.501	1:55.887	1:23.871		3:59.259							
2	16:01.105	...	1:21.681	55.418	113.0	4:37.385							
3	1:55.096	33.318	43.892	37.886	260.7	6:32.481							
4	1:52.814	32.270	43.232	37.312	260.7	8:25.295							
5	1:51.652	31.913	42.734	37.005	263.2	10:16.947							
6	1:52.626	32.413	43.440	36.773	264.5	12:09.573							
7	1:51.793	31.871	42.979	36.943	263.2	14:01.366							
8	1:52.243	31.913	42.880	37.450	263.2	15:53.609							
9	1:52.623	32.004	43.772	36.847	261.3	17:46.232							
10	1:51.612	31.971	42.809	36.832	260.7	19:37.844							
11	1:51.741	31.839	42.925	36.977	260.7	21:29.585							
12	2:00.950	40.313	43.361	37.276	261.3	23:30.535							
13	1:52.714	32.454	43.187	37.073	258.9	25:23.249							
14	1:52.178	31.997	43.106	37.075	258.9	27:15.427							
15	1:52.261	31.991	42.962	37.308	259.5	29:07.688							
16	1:52.760	31.962	43.440	37.358	259.5	31:00.448							
92 Benjamin PAQUE BEL August By NGT Porsche 911 GT3 Cup													
1	3:28.278 B	33.090	1:41.822	1:13.366		3:28.278							
2	16:25.344	...	1:19.352	1:06.248	74.5	4:30.643							
3	1:51.943	32.645	42.836	36.462	256.4	6:22.586							
4	1:50.639	31.717	42.410	36.512	260.1	8:13.225							
5	1:49.869	31.609	42.136	36.124	260.1	10:03.094							
6	1:49.794	31.527	42.146	36.121	260.7	11:52.888							
7	1:49.922	31.437	42.261	36.224	260.7	13:42.810							
8	1:50.031	31.551	42.091	36.389	260.1	15:32.841							
9	1:50.005	31.547	42.238	36.220	260.7	17:22.846							
10	1:50.229	31.581	42.180	36.468	260.7	19:13.075							
11	1:50.275	31.589	42.223	36.463	259.5	21:03.350							
12	1:50.489	31.566	42.396	36.527	260.1	22:53.839							
13	1:50.144	31.461	42.286	36.397	259.5	24:43.983							
14	1:50.427	31.550	42.392	36.485	259.5	26:34.410							
15	1:50.538	31.658	42.238	36.642	259.5	28:24.948							
16	1:50.941	31.543	42.527	36.871	260.1	30:15.889							
93 Christophe LAPIERRE FRA Martinet by Almeras Porsche 911 GT3 Cup													
1	3:48.180 B	36.129	1:52.144	1:19.907		3:48.180							
2	16:08.690	...	1:21.116	58.832	90.3	4:33.891							
3	1:54.814	33.400	43.719	37.695	260.7	6:28.705							
4	1:51.963	32.138	42.823	37.002	262.6	8:20.668							
5	1:53.383	31.880	44.084	37.419	262.0	10:14.051							
6	1:51.926	31.863	42.716	37.347	263.2	12:05.977							
7	1:51.171	31.871	42.664	36.636	262.6	13:57.148							
8	1:51.098	31.799	42.652	36.647	263.9	15:48.246							
9	1:51.414	31.805	42.642	36.967	263.2	17:39.660							
10	1:52.018	31.966	42.957	37.095	262.6	19:31.678							
11	1:52.044	32.236	42.700	37.108	262.0	21:23.722							
12	1:51.630	31.955	42.716	36.959	261.3	23:15.352							
13	1:51.500	31.889	42.671	36.940	260.7	25:06.852							
14	1:51.917	32.010	42.861	37.046	261.3	26:58.769							
15	1:51.771	31.903	42.706	37.162	262.0	28:50.540							
16	1:53.195	32.127	43.319	37.749	259.5	30:43.735							

SPRINT CHALLENGE SOUTHERN EUROPE



SPORT DIVISION BARCELONA Race 1

Sector Analysis

— Invalidated Lap ■ Personal Best ■ Session Best B Crossing the pit lane

Lap	Time	Sector 1	Sector 2	Sector 3	T.Spd	Elapsed	Lap	Time	Sector 1	Sector 2	Sector 3	T.Spd	Elapsed
94	Cedric MEZARD FRA												
	Martinet by Almeras						Porsche 911 GT3 Cup						
1	4:02.485 B	40.043	1:56.221	1:26.221		4:02.485							
2	15:58.697	...	1:21.567	55.083	168.0	4:38.203							
3	1:55.839	33.735	44.062	38.042	258.2	6:34.042							
4	1:54.956	32.498	43.987	38.471	263.2	8:28.998							
5	1:53.481	32.422	43.331	37.728	261.3	10:22.479							
6	1:53.305	32.252	43.390	37.663	260.1	12:15.784							
7	1:52.095	31.925	42.929	37.241	261.3	14:07.879							
8	1:52.625	32.230	43.062	37.333	262.6	16:00.504							
9	1:52.698	31.954	43.247	37.497	261.3	17:53.202							
10	1:53.066	32.060	43.254	37.752	262.6	19:46.268							
11	1:52.959	32.156	43.247	37.556	262.0	21:39.227							
12	1:53.703	32.378	43.554	37.771	262.0	23:32.930							
13	1:53.747	32.128	43.379	38.240	261.3	25:26.677							
14	1:52.876	32.322	43.032	37.522	259.5	27:19.553							
15	1:52.561	32.185	43.000	37.376	260.1	29:12.114							
16	1:54.739	32.412	43.493	38.834	260.1	31:06.853							
777	Sam DEJONGHE BEL												
	RedAnt Racing Team						Porsche 911 GT3 Cup						
1	3:32.570 B	33.846	1:43.035	1:15.689		3:32.570							
2	16:22.180	...	1:19.894	1:05.022	86.2	4:31.771							
3	1:52.845	32.945	42.924	36.976	259.5	6:24.616							
4	1:51.689	32.345	42.605	36.739	253.4	8:16.305							
5	1:50.671	31.858	42.360	36.453	262.0	10:06.976							
6	1:50.355	31.728	42.161	36.466	262.0	11:57.331							
7	1:50.484	31.638	42.275	36.571	261.3	13:47.815							
8	1:50.453	31.739	42.138	36.576	262.0	15:38.268							
9	1:50.673	31.780	42.193	36.700	261.3	17:28.941							
10	1:50.573	31.697	42.276	36.600	262.6	19:19.514							
11	1:50.461	31.700	42.150	36.611	259.5	21:09.975							
12	1:50.348	31.818	41.990	36.540	260.1	23:00.323							
13	1:50.662	31.744	42.249	36.669	258.9	24:50.985							
14	1:50.918	31.873	42.325	36.720	258.9	26:41.903							
15	1:51.069	31.844	42.443	36.782	259.5	28:32.972							
16	1:51.214	31.841	42.388	36.985	259.5	30:24.186							