

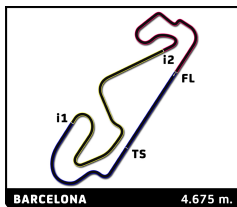
SPORT DIVISION BARCELONA Race 2

Sector Analysis

— Invalidated Lap ■ Personal Best ■ Session Best B Crossing the pit lane

Lap	Time	Sector 1	Sector 2	Sector 3	T.Spd	Elapsed	Lap	Time	Sector 1	Sector 2	Sector 3	T.Spd	Elapsed	
7	Didier GLORIEUX BEL							1	2:52.096	35.318	59.860	1:16.918		2:52.096
	Speed Lover Racing Team Porsche 911 GT3 Cup							2	4:53.789	1:42.986	1:51.236	1:19.567	57.8	7:45.885
	1	2:57.998	36.692	1:06.051	1:15.255		3	2:03.180	42.455	43.735	36.990	209.9	9:49.065	
	2	4:54.258	1:44.555	1:51.431	1:18.272	32.7	4	1:51.392	31.764	42.534	37.094	263.9	11:40.457	
	3	2:01.114	37.985	44.410	38.719	234.8	5	1:51.503	31.754	42.797	36.952	267.1	13:31.960	
	4	1:53.571	32.748	43.732	37.091	265.2	6	1:50.962	31.530	42.406	37.026	267.8	15:22.922	
	5	1:52.354	31.874	43.269	37.211	266.5	7	1:50.496	31.385	42.337	36.774	267.8	17:13.418	
	6	1:52.251	31.894	42.849	37.508	267.8	8	1:50.580	31.359	42.062	37.159	266.5	19:03.998	
	7	1:51.825	31.784	43.087	36.954	267.1	9	1:50.965	31.589	42.586	36.790	264.5	20:54.963	
	8	1:51.459	31.814	42.657	36.988	265.8	10	1:50.813	31.457	42.234	37.122	265.2	22:45.776	
	9	1:51.394	31.764	42.766	36.864	266.5	11	1:51.370	31.490	42.862	37.018	265.8	24:37.146	
	10	1:51.690	31.711	43.037	36.942	267.8	12	1:51.479	31.502	42.938	37.039	265.2	26:28.625	
	11	1:51.712	31.689	42.990	37.033	267.8	13	1:51.115	31.639	42.325	37.151	264.5	28:19.740	
	12	1:51.916	31.823	42.880	37.213	267.1	14	1:51.501	31.653	42.451	37.397	265.2	30:11.241	
	13	1:52.106	31.895	42.832	37.379	265.8	15	1:51.160	31.576	42.451	37.133	265.2	32:02.401	
	14	1:52.034	32.076	42.568	37.390	264.5								
	15	1:52.170	31.793	43.068	37.309	266.5								
9	Will ASPIN GBR													
	Revs Motorsport Porsche 911 GT3 Cup													
	1	2:54.646	35.484	1:03.264	1:15.898									
	2	4:54.253	1:43.244	1:51.626	1:19.383	39.6								
	3	2:04.108	40.807	44.046	39.255	216.1								
	4	1:52.588	32.513	42.910	37.165	263.9								
	5	1:51.566	31.812	42.839	36.915	265.2								
	6	1:51.367	31.792	42.559	37.016	263.9								
	7	1:50.955	31.807	42.276	36.872	263.2								
	8	1:51.208	31.671	42.481	37.056	264.5								
	9	1:51.344	31.816	42.479	37.049	263.9								
	10	1:51.517	31.739	42.789	36.989	263.9								
	11	1:51.259	31.727	42.661	36.871	263.9								
	12	1:51.817	31.817	42.757	37.243	263.2								
	13	1:51.822	31.808	42.957	37.057	263.2								
	14	1:51.690	31.825	42.779	37.086	263.9								
	15	1:51.603	31.809	42.773	37.021	263.9								
12	Lucas VAN EIJNDHOVEN NLD													
	JW Raceservice Porsche 911 GT3 Cup													
	1	2:54.164	35.315	1:02.553	1:16.296									
	2	4:54.284	1:43.092	1:51.734	1:19.458	59.1								
	3	2:01.662	40.549	43.845	37.268	218.8								
	4	1:51.507	31.899	42.716	36.892	262.6								
	5	1:50.821	31.701	42.364	36.756	262.0								
	6	1:50.929	31.658	42.421	36.850	265.2								
	7	1:50.514	31.657	42.329	36.528	265.8								
	8	1:50.967	31.580	42.433	36.954	265.2								
	9	1:51.199	31.827	42.578	36.794	263.2								
	10	1:51.476	31.643	42.690	37.143	265.8								
	11	1:51.664	31.746	42.648	37.270	266.5								
	12	1:51.260	31.900	42.646	36.714	264.5								
	13	1:51.703	31.745	42.712	37.246	265.2								
	14	1:51.887	32.315	42.541	37.031	257.6								
	15	1:51.342	31.824	42.356	37.162	265.2								
16	Flynt SCHURING NLD													
	Huber Racing Porsche 911 GT3 Cup													
	1	29:19.528B											29:19.528	
17	Christoph LANGER DEU													
	Fach Auto Tech Porsche 911 GT3 Cup													
	1	3:01.379	38.028	1:07.394	1:15.957								3:01.379	
	2	4:52.335	1:46.104	1:50.333	1:15.898	41.0							7:53.714	
	3	2:00.657	37.746	44.219	38.692	219.6							9:54.371	
	4	1:54.902	33.251	43.900	37.751	262.6							11:49.273	
	5	1:53.951	32.672	43.502	37.777	263.2							13:43.224	
	6	1:52.796	32.140	43.393	37.263	263.2							15:36.020	
	7	1:53.215	32.184	43.698	37.333	262.6							17:29.235	
	8	1:52.397	31.964	43.159	37.274	263.9							19:21.632	
	9	1:53.323	31.943	43.168	38.212	262.6							21:14.955	
	10	1:52.545	32.046	43.218	37.281	263.9							23:07.500	
	11	1:52.244	32.047	42.908	37.289	263.9							24:59.744	
	12	1:53.412	32.061	43.795	37.556	261.3							26:53.156	
	13	1:52.966	32.103	43.652	37.211	262.6							28:46.122	
	14	1:53.906	32.181	43.899	37.826	262.6							30:40.028	
	15	1:54.766	32.735	43.924	38.107	262.0							32:34.794	
21	Sacha NORDEN NLD													
	Team GP Elite Porsche 911 GT3 Cup													
	1	3:42.624	36.203	1:47.027	1:19.394								3:42.624	
	2	4:30.266	1:41.130	1:49.782	59.354	58.5							8:12.890	
	3	1:54.242	33.441	43.605	37.196	257.6							10:07.132	
	4	1:51.830	32.028	42.909	36.893	261.3							11:58.962	
	5	1:51.135	31.836	42.558	36.741	263.9							13:50.097	
	6	1:50.720	31.662	42.674	36.384	263.9							15:40.817	
	7	1:50.981	31.703	42.672	36.606	265.2							17:31.798	
	8	1:51.220	31.943	42.548	36.729	264.5							19:23.018	
	9	1:51.500	31.551	42.793	37.156	265.2							21:14.518	
	10	1:50.869	31.594	42.590	36.685	265.2							23:05.387	
	11	1:51.276	31.599	42.714	36.963	266.5							24:56.663	
	12	1:51.641	31.633	42.843	37.165	265.8							26:48.304	
	13	1:51.805	31.951	42.898	36.956	265.8							28:40.109	
	14	1:53.813	31.924	43.767	38.122	265.2							30:33.922	
	15	1:52.499	31.669	43.547	37.283	264.5							32:26.421	
14	Lin HODENIUS NLD													
	Team GP Elite Porsche 911 GT3 Cup													

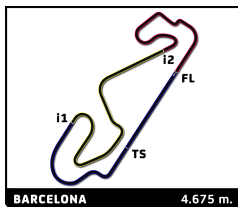
SPRINT CHALLENGE SOUTHERN EUROPE



SPORT DIVISION BARCELONA Race 2

Sector Analysis

— Invalidated Lap							■ Personal Best		■ Session Best		■ B Crossing the pit lane		
Lap	Time	Sector 1	Sector 2	Sector 3	T.Spd	Elapsed	Lap	Time	Sector 1	Sector 2	Sector 3	T.Spd	Elapsed
31	Sebastian FREYMUTH DEU												
	Huber Racing Porsche 911 GT3 Cup												
1	2:47.698	34.130	58.276	1:15.292		2:47.698	1	2:55.876	36.128	1:04.220	1:15.528		2:55.876
2	4:56.509	1:44.842	1:51.485	1:20.182	56.0	7:44.207	2	4:54.037	1:43.686	1:51.155	1:19.196	35.1	7:49.913
3	2:03.858	43.481	43.399	36.978	213.6	9:48.065	3	2:02.088	39.363	44.183	38.542	226.5	9:52.001
4	1:51.746	31.834	43.007	36.905	263.9	11:39.811	4	1:53.119	32.485	43.390	37.244	261.3	11:45.120
5	1:51.633	31.975	42.839	36.819	263.2	13:31.444	5	1:52.914	32.186	43.595	37.133	262.6	13:38.034
6	1:50.953	31.714	42.518	36.721	265.2	15:22.397	6	1:51.454	31.825	42.812	36.817	263.9	15:29.488
7	1:50.404	31.504	42.328	36.572	265.2	17:12.801	7	1:51.346	31.911	42.469	36.966	265.2	17:20.834
8	1:51.493	31.554	42.482	37.457	263.2	19:04.294	8	1:51.325	31.814	42.863	36.648	263.9	19:12.159
9	1:51.195	31.715	42.729	36.751	263.9	20:55.489	9	1:51.103	31.689	42.569	36.845	265.2	21:03.262
10	1:51.585	31.717	42.691	37.177	265.8	22:47.074	10	1:51.558	31.724	42.693	37.141	265.2	22:54.820
11	1:51.357	31.680	42.823	36.854	265.8	24:38.431	11	1:51.387	31.728	42.582	37.077	265.2	24:46.207
12	1:51.418	31.768	42.776	36.874	265.2	26:29.849	12	1:51.585	31.889	42.660	37.036	264.5	26:37.792
13	1:51.454	31.651	42.733	37.070	265.2	28:21.303	13	1:51.519	31.883	42.682	36.954	264.5	28:29.311
14	1:51.567	31.758	42.841	36.968	263.2	30:12.870	14	1:52.294	32.096	43.249	36.949	265.8	30:21.605
15	1:51.551	31.774	42.841	36.936	265.2	32:04.421	15	1:52.075	31.847	43.002	37.226	265.2	32:13.680
32	Robin KNUTSSON SWE												
	WestCoast Racing Porsche 911 GT3 Cup												
1	2:52.561	35.155	1:00.738	1:16.668		2:52.561	1	2:59.864	36.991	1:07.130	1:15.743		2:59.864
2	4:53.942	1:43.048	1:51.406	1:19.488	56.5	7:46.503	2	4:53.238	1:44.164	1:52.009	1:17.065	42.2	7:53.102
3	2:03.291	41.948	43.981	37.362	219.6	9:49.794	3	2:00.912	38.011	44.256	38.645	224.6	9:54.014
4	1:52.287	31.997	43.287	37.003	263.2	11:42.081	4	1:54.596	32.975	44.262	37.359	264.5	11:48.610
5	1:51.303	31.886	42.612	36.805	265.8	13:33.384	5	1:52.605	32.211	43.297	37.097	264.5	13:41.215
6	1:50.985	31.763	42.688	36.534	264.5	15:24.369	6	1:51.912	32.020	42.989	36.903	264.5	15:33.127
7	1:50.958	31.764	42.433	36.761	265.2	17:15.327	7	1:52.644	32.027	42.896	37.721	265.2	17:25.771
8	1:50.699	31.608	42.633	36.458	264.5	19:06.026	8	1:51.830	32.032	42.906	36.892	262.6	19:17.601
9	1:50.870	31.510	42.630	36.730	265.2	20:56.896	9	1:52.128	32.057	42.833	37.238	263.2	21:09.729
10	1:51.069	31.601	42.599	36.869	265.8	22:47.965	10	1:51.990	31.952	43.008	37.030	263.2	23:01.719
11	1:51.805	31.571	42.732	37.502	267.8	24:39.770	11	1:52.094	31.987	42.999	37.108	264.5	24:53.813
12	1:51.830	31.854	42.754	37.222	265.2	26:31.600	12	1:52.082	31.984	42.934	37.164	263.9	26:45.895
13	1:52.059	31.728	43.359	36.972	264.5	28:23.659	13	1:52.510	32.070	43.129	37.311	264.5	28:38.405
14	1:51.401	31.754	42.629	37.018	265.8	30:15.060	14	1:56.228	32.121	45.326	38.781	262.6	30:34.633
15	1:51.625	31.953	42.650	37.022	266.5	32:06.685	15	1:52.473	32.197	43.128	37.148	264.5	32:27.106
33	Ryan RATCLIFFE GBR												
	Team Parker Racing Porsche 911 GT3 Cup												
1	2:53.426	35.147	1:01.955	1:16.324		2:53.426	1	2:55.198	35.722	1:03.643	1:15.833		2:55.198
2	4:54.452	1:43.087	1:51.768	1:19.597	55.5	7:47.878	2	4:54.153	1:43.578	1:51.320	1:19.255	37.7	7:49.351
3	2:03.229	40.273	44.560	38.396	222.3	9:51.107	3	2:03.740	40.102	44.682	38.956	216.6	9:53.091
4	1:53.076	33.102	43.023	36.951	262.0	11:44.183	4	1:54.805	34.095	43.716	36.994	259.5	11:47.896
5	1:51.685	31.845	42.722	37.118	265.2	13:35.868	5	1:55.585	34.395	43.637	37.553	267.1	13:43.481
6	1:51.393	31.763	42.532	37.098	265.8	15:27.261	6	1:52.872	32.180	43.356	37.336	267.1	15:36.353
7	1:51.290	31.620	42.398	37.272	265.2	17:18.551	7	1:52.215	32.154	42.943	37.118	267.8	17:28.568
8	1:51.127	31.811	42.408	36.908	264.5	19:09.678	8	1:51.669	31.871	42.764	37.034	265.2	19:20.237
9	1:50.958	31.706	42.535	36.717	263.9	21:00.636	9	1:51.827	31.952	42.789	37.086	265.2	21:12.064
10	1:51.187	31.775	42.710	36.702	266.5	22:51.823	10	1:51.940	31.749	43.021	37.170	265.8	23:04.004
11	1:51.521	31.757	42.682	37.082	266.5	24:43.344	11	1:51.928	32.074	42.811	37.043	262.6	24:55.932
12	1:52.201	31.866	42.728	37.607	265.8	26:35.545	12	1:52.009	31.906	42.782	37.321	265.2	26:47.941
13	1:51.783	31.857	42.700	37.226	263.2	28:27.328	13	1:51.185	31.854	42.500	36.831	265.2	28:39.126
14	1:51.635	31.962	42.583	37.090	264.5	30:18.963	14	1:52.020	31.968	42.980	37.072	268.4	30:31.146
15	1:52.114	31.940	42.808	37.366	265.2	32:11.077	15	1:51.726	31.767	42.791	37.168	265.8	32:22.872
34	Jake GIDDINGS GBR												
	Team Parker Racing Porsche 911 GT3 Cup												
1	2:47.195	33.055	58.590	1:15.550		2:47.195	1	2:55.198	35.722	1:03.643	1:15.833		2:55.198
2	4:56.390	1:44.524	1:51.461	1:20.405	56.7	7:43.585	2	4:54.153	1:43.578	1:51.320	1:19.255	37.7	7:49.351
3	2:02.380	43.197	42.697	36.486	214.9	9:45.965	3	2:03.740	40.102	44.682	38.956	216.6	9:53.091



SPORT DIVISION BARCELONA Race 2

Sector Analysis

— Invalidated Lap ■ Personal Best ■ Session Best ■ Crossing the pit lane

Lap	Time	Sector 1	Sector 2	Sector 3	T.Spd	Elapsed	Lap	Time	Sector 1	Sector 2	Sector 3	T.Spd	Elapsed
4	1:50.114	31.704	42.060	36.350	262.0	11:36.079	7	1:49.608	31.409	42.103	36.096	263.9	17:09.381
5	1:50.258	31.867	42.041	36.350	262.6	13:26.337	8	1:49.772	31.464	42.065	36.243	263.2	18:59.153
6	1:49.896	31.566	42.047	36.283	262.6	15:16.233	9	1:49.803	31.469	42.062	36.272	263.9	20:48.956
7	1:49.764	31.488	41.886	36.390	262.6	17:05.997	10	1:50.693	32.018	42.237	36.438	264.5	22:39.649
8	1:50.060	31.607	42.047	36.406	262.6	18:56.057	11	1:50.531	31.717	42.364	36.450	265.2	24:30.180
9	1:49.963	31.425	42.056	36.482	263.9	20:46.020	12	1:50.647	31.441	42.765	36.441	264.5	26:20.827
10	1:50.422	31.571	42.312	36.539	263.2	22:36.442	13	1:50.689	31.711	42.430	36.548	264.5	28:11.516
11	1:50.457	31.565	42.323	36.569	263.9	24:26.899	14	1:51.034	31.755	42.493	36.786	263.9	30:02.550
12	1:50.654	31.590	42.338	36.726	263.2	26:17.553	15	1:51.343	31.745	42.928	36.670	264.5	31:53.893
13	1:50.468	31.555	42.258	36.655	263.2	28:08.021							
14	1:50.928	31.721	42.443	36.764	263.2	29:58.949							
15	1:51.215	31.727	42.509	36.979	263.9	31:50.164							

88 Horst Felix FELBERMAYR		AUT				
Huber Racing		Porsche 911 GT3 Cup				
1	2:51.713	34.929	59.693	1:17.091	2:51.713	
2	4:53.976	1:42.994	1:51.199	1:19.783	57.3	7:45.689
3	2:05.646	43.013	44.600	38.033	219.6	9:51.335
4	1:52.389	32.598	42.905	36.886	264.5	11:43.724
5	1:51.719	32.027	42.632	37.060	264.5	13:35.443
6	1:51.353	31.901	42.497	36.955	263.2	15:26.796
7	1:51.227	31.712	42.300	37.215	263.9	17:18.023
8	1:50.898	31.693	42.553	36.652	263.2	19:08.921
9	1:51.098	31.667	42.581	36.850	263.2	21:00.019
10	1:51.128	31.683	42.498	36.947	263.9	22:51.147
11	1:51.746	31.737	42.979	37.030	263.9	24:42.893
12	1:51.450	31.833	42.545	37.072	263.9	26:34.343
13	1:51.517	31.884	42.707	36.926	263.2	28:25.860
14	1:51.908	31.976	42.784	37.148	264.5	30:17.768
15	1:52.425	31.968	42.936	37.521	265.2	32:10.193

89 Bashar MARDINI		CAN				
Tsunami Racing		Porsche 911 GT3 Cup				
1	2:57.315	37.140	1:04.649	1:15.526	2:57.315	
2	4:53.943	1:44.005	1:51.707	1:18.231	34.9	7:51.258
3	2:02.356	39.278	44.470	38.608	229.9	9:53.614
4	1:53.854	32.914	43.486	37.454	268.4	11:47.468
5	1:52.115	32.125	42.993	36.997	263.9	13:39.583
6	1:52.205	31.953	42.977	37.275	267.1	15:31.788
7	1:51.987	31.964	43.056	36.967	264.5	17:23.775
8	1:51.646	31.908	42.868	36.870	265.2	19:15.421
9	1:51.418	31.759	42.785	36.874	265.8	21:06.839
10	1:51.811	31.830	42.949	37.032	264.5	22:58.650
11	1:51.974	31.873	43.026	37.075	265.2	24:50.624
12	1:51.812	31.836	43.004	36.972	263.9	26:42.436
13	1:52.149	31.905	43.116	37.128	264.5	28:34.585
14	1:52.035	31.899	43.108	37.028	265.2	30:26.620
15	1:51.913	31.870	42.992	37.051	265.8	32:18.533

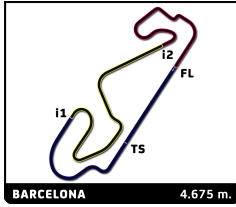
92 Benjamin PAQUE		BEL				
August By NGT		Porsche 911 GT3 Cup				
1	2:48.528	34.509	58.726	1:15.293	2:48.528	
2	4:56.169	1:44.617	1:51.629	1:19.923	52.6	7:44.697
3	2:02.627	42.768	43.219	36.640	218.8	9:47.324
4	1:51.478	31.774	42.570	37.134	264.5	11:38.802
5	1:50.854	32.232	42.223	36.399	267.1	13:29.656
6	1:50.117	31.631	42.297	36.189	263.9	15:19.773

93 Arthur MATHIEU		FRA				
Martinet by Almeras		Porsche 911 GT3 Cup				
1	2:56.545	36.217	1:04.667	1:15.661	2:56.545	
2	4:53.751	1:43.529	1:51.824	1:18.398	34.1	7:50.296
3	2:02.867	39.636	44.504	38.727	230.8	9:53.163
4	1:53.083	32.735	43.074	37.274	262.6	11:46.246
5	1:52.688	32.290	43.021	37.377	265.8	13:38.934
6	1:52.231	31.927	42.758	37.546	265.2	15:31.165
7	1:51.431	31.873	42.727	36.831	263.9	17:22.596
8	1:51.465	31.753	42.746	36.966	263.9	19:14.061
9	1:51.682	31.802	42.817	37.063	263.9	21:05.743
10	1:51.674	31.802	42.895	36.977	263.9	22:57.417
11	1:51.558	31.741	42.849	36.968	265.2	24:48.975
12	1:51.828	31.772	42.990	37.066	263.9	26:40.803
13	1:51.723	31.815	42.822	37.086	263.2	28:32.526
14	1:51.675	31.756	42.781	37.138	263.9	30:24.201
15	1:51.619	31.804	42.738	37.077	263.9	32:15.820

94 Alessandro GHIRETTI		FRA				
Martinet by Almeras		Porsche 911 GT3 Cup				
1	2:46.821	32.699	58.585	1:15.537	2:46.821	
2	4:56.246	1:44.506	1:51.486	1:20.254	57.3	7:43.067
3	2:02.089	43.029	42.708	36.352	216.6	9:45.156
4	1:50.193	31.717	42.034	36.442	261.3	11:35.349
5	1:50.032	31.577	42.103	36.352	262.6	13:25.381
6	1:49.917	31.552	42.055	36.310	262.6	15:15.298
7	1:50.064	31.525	42.253	36.286	263.2	17:05.362
8	1:49.699	31.434	42.026	36.239	262.6	18:55.061
9	1:50.147	31.474	42.200	36.473	263.2	20:45.208
10	1:50.194	31.551	42.266	36.377	262.6	22:35.402
11	1:50.336	31.563	42.183	36.590	263.9	24:25.738
12	1:50.555	31.607	42.375	36.573	263.9	26:16.293
13	1:50.677	31.710	42.365	36.602	263.9	28:06.970
14	1:50.771	31.649	42.372	36.750	263.2	29:57.741
15	1:50.868	31.652	42.440	36.776	263.2	31:48.609

777 Sam DEJONGHE		BEL				
RedAnt Racing Team		Porsche 911 GT3 Cup				
1	2:49.021	34.679	59.299	1:15.043	2:49.021	
2	4:56.219	1:44.691	1:51.539	1:19.989	52.5	7:45.240
3	2:01.682	41.883	42.973	36.826	220.1	9:46.922
4	1:51.668	31.918	42.416	37.334	262.0	11:38.590
5	1:51.997	32.821	42.501	36.675	262.6	13:30.587
6	1:50.580	31.777	42.270	36.533	263.2	15:21.167
7	1:50.329	31.697	42.185	36.447	263.2	17:11.496
8	1:50.170	31.583	42.140	36.447	262.6	19:01.666
9	1:50.686	31.672	42.398	36.616	263.9	20:52.352

SPRINT CHALLENGE SOUTHERN EUROPE



SPORT DIVISION BARCELONA Race 2

Sector Analysis

— Invalidated Lap ■ Personal Best ■ Session Best B Crossing the pit lane

Lap	Time	Sector 1	Sector 2	Sector 3	T.Spd	Elapsed	Lap	Time	Sector 1	Sector 2	Sector 3	T.Spd	Elapsed
10	1:50.893	31.762	42.377	36.754	262.6	22:43.245							
11	1:50.678	31.588	42.348	36.742	263.9	24:33.923							
12	1:51.057	31.682	42.546	36.829	262.6	26:24.980							
13	1:50.875	31.836	42.361	36.678	262.0	28:15.855							
14	1:50.964	31.725	42.441	36.798	263.2	30:06.819							
15	1:50.972	31.680	42.454	36.838	263.2	31:57.791							