

CLUB DIVISION BARCELONA Private Testing 1

Sector Analysis

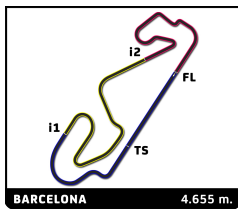
— Invalidated Lap

■ Personal Best

■ Session Best

■ Crossing the pit lane

Lap	Time	Sector 1	Sector 2	Sector 3	T.Sp	Elapsed	Lap	Time	Sector 1	Sector 2	Sector 3	T.Sp	Elapsed	
5	Jocelyn LANGER DEU							8	2:01.291	34.882	46.569	39.840	246.5	39:17.264
	Fach Auto Tech Porsche 911 GT3 Cup							9	2:00.333	34.596	46.193	39.544	245.4	41:17.597
	1	10:22.853	8:38.875	55.287	48.691	131.8	10:22.853	10	2:18.510	40.175	48.695	49.640	197.3	43:36.107
	2	2:18.313	39.176	53.321	45.816	237.4	12:41.166	11	4:41.227	3:13.284	47.971	39.972	151.8	48:17.334
	3	2:10.759	36.899	50.206	43.654	254.6	14:51.925	12	2:00.583	34.648	46.251	39.684	246.0	50:17.917
	4	2:09.698	36.684	49.756	43.258	256.4	17:01.623	13	1:59.549	34.249	45.792	39.508	245.4	52:17.466
	5	2:25.644	37.424	53.045	55.175	257.0	19:27.267	14	1:59.150	34.136	45.728	39.286	246.0	54:16.616
	6	7:36.984	5:39.115	1:05.635	52.234	116.8	27:04.251	15	2:01.381	33.996	47.205	40.180	245.4	56:17.997
	7	2:26.341	44.112	54.799	47.430	190.1	29:30.592							
	8	2:19.326	39.293	52.993	47.040	225.6	31:49.918							
	9	2:19.650	39.830	53.181	46.639	255.2	34:09.568							
	10	2:18.985	43.847	50.912	44.226	162.0	36:28.553							
	11	2:12.501	38.639	49.725	44.137	251.7	38:41.054							
	12	2:07.152	36.512	48.556	42.084	257.0	40:48.206							
	13	2:04.188	34.990	47.692	41.506	257.6	42:52.394							
	14	2:08.489	35.076	51.120	42.293	258.9	45:00.883							
	15	2:02.382	34.479	47.021	40.882	260.7	47:03.265							
	16	2:01.189	34.170	46.645	40.374	259.5	49:04.454							
	17	2:14.721	36.576	47.559	50.586	193.1	51:19.175							
6	Ernst INDERBITZIN CHE													
	Fach Auto Tech Porsche 911 GT3 Cup													
	1	29:09.617	...	1:03.495	50.070	108.7	29:09.617							
	2	2:18.515	44.889	50.944	42.682	148.7	31:28.132							
	3	2:12.702	41.851	49.812	41.039	161.5	33:40.834							
	4	2:04.342	39.419	46.112	38.811	186.5	35:45.176							
	5	1:59.712	36.668	44.177	38.867	205.9	37:44.888							
	6	1:53.979	33.231	43.387	37.361	247.1	39:38.867							
	7	2:26.593	37.351	56.696	52.546	224.2	42:05.460							
	8	9:00.670	7:25.241	52.769	42.660	114.9	51:06.130							
	9	2:08.323	36.851	49.725	41.747	240.5	53:14.453							
	10	2:05.195	35.561	47.727	41.907	257.0	55:19.648							
18	Zac MEAKIN GBR													
	Team Parker Racing Porsche 718 Cayman GT4 Clubsport													
	1	32:52.381	...	53.914	46.383	120.1	32:52.381							
	2	2:06.156	38.013	46.690	41.453	221.4	34:58.537							
	3	2:01.279	35.601	45.886	39.792	250.5	36:59.816							
	4	1:58.615	34.010	45.236	39.369	255.2	38:58.431							
	5	1:58.491	33.438	45.530	39.523	257.0	40:56.922							
	6	1:58.764	33.705	45.670	39.389	257.6	42:55.686							
	7	1:58.502	34.101	45.253	39.148	247.1	44:54.188							
	8	2:08.195	33.089	45.064	50.042	258.9	47:02.383							
	9	4:08.174	2:42.377	46.817	38.980	161.5	51:10.557							
	10	2:00.675	33.206	45.191	42.278	258.2	53:11.232							
	11	1:59.360	35.093	44.952	39.315	256.4	55:10.592							
19	Joe WARHURST GBR													
	Team Parker Racing Porsche 718 Cayman GT4 Clubsport													
	1	8:17.139	6:13.637	1:10.556	52.946	139.2	8:17.139							
	2	2:49.644	49.297	1:03.681	56.666	123.5	11:06.783							
	3	17:39.515	...	1:06.419	48.505	134.4	28:46.298							
	4	2:15.363	43.132	50.392	41.839	179.4	31:01.661							
	5	2:06.399	37.193	48.504	40.702	245.4	33:08.060							
	6	2:02.841	35.254	47.313	40.274	246.0	35:10.901							
	7	2:05.072	35.586	48.612	40.874	246.5	37:15.973							
20	Dustin BLATTNER USA													
	Enrico Fulgenzi Racing Porsche 911 GT3 Cup													
	1	3:05.696	1:24.371	57.384	43.941	114.0	3:05.696							
	2	2:13.973	40.408	50.251	43.314	211.9	5:19.669							
	3	2:06.089	36.734	47.550	41.805	247.7	7:25.758							
	4	2:05.566	36.284	47.917	41.365	256.4	9:31.324							
	5	2:06.992	37.813	47.116	42.063	235.3	11:38.316							
	6	2:03.563	35.593	47.206	40.764	258.2	13:41.879							
	7	2:03.478	35.627	46.776	41.075	259.5	15:45.357							
	8	2:04.522	36.088	47.298	41.136	252.8	17:49.879							
	9	2:02.875	35.495	46.252	41.128	257.6	19:52.754							
	10	2:02.734	35.119	46.527	41.088	258.2	21:55.488							
	11	2:03.046	35.613	46.356	41.077	255.8	23:58.534							
	12	2:07.002	36.694	49.169	41.139	258.2	26:05.536							
	13	2:02.495	35.185	46.700	40.610	258.9	28:08.031							
	14	2:13.166	34.761	46.342	52.063	258.9	30:21.197							
	15	6:48.805	5:22.175	47.806	38.824	109.3	37:10.002							
	16	1:55.789	33.610	44.212	37.967	260.1	39:05.791							
	17	1:55.787	33.010	43.967	38.810	258.9	41:01.578							
	18	1:54.214	32.874	43.616	37.724	262.6	42:55.792							
	19	1:55.946	33.308	44.875	37.763	260.7	44:51.738							
	20	1:52.496	32.318	43.045	37.133	261.3	46:44.234							
	21	1:56.850	35.596	43.770	37.484	253.4	48:41.084							
	22	1:55.815	32.934	45.287	37.594	260.1	50:36.899							
	23	1:53.443	32.459	42.946	38.038	260.7	52:30.342							
	24	1:52.405	32.345	42.943	37.117	260.7	54:22.747							
	25	1:52.262	32.203	42.757	37.302	262.0	56:15.009							
22	Andrea BURATTI ITA													
	Enrico Fulgenzi Racing Porsche 911 GT3 Cup													
	1	9:37.059	7:54.080	57.263	45.716	110.2	9:37.059							
	2	2:16.032	37.553	51.399	47.080	251.1	11:53.091							
	3	2:11.044	37.110	49.584	44.350	254.0	14:04.135							
	4	2:10.431	36.855	49.913	43.663	254.6	16:14.566							
	5	2:07.220	36.202	48.280	42.738	254.0	18:21.786							
	6	2:06.959	35.956	47.528	43.475	255.2	20:28.745							
	7	2:19.262	36.794	50.443	52.025	254.6	22:48.007							
	8	5:29.072	3:44.616	48.289	56.167	153.3	28:17.079							
	9	3:34.482	2:05.678	47.023	41.781	168.3	31:51.561							
	10	2:04.423	35.982	46.544	41.897	255.8	33:55.984							
	11	2:09.327	37.258	46.608	45.461	255.8	36:05.311							
	12	2:02.029	34.695	46.036	41.298	257.0	38:07.340							
	13	2:17.177	34.597	47.364	55.216	257.0	40:24.517							
	14	5:20.967	3:47.294	51.182	42.491	160.1	45:45.484							
	15	1:58.243	34.169	45.128	38.946	256.4	47:43.727							
	16	1:59.430	33.993	45.800	39.637	258.2	49:43.157							
	17	1:57.904	33.676	45.116	39.112	257.6	51:41.061							
	18	1:58.520	34.432	45.266	38.822	258.2	53:39.581							



CLUB DIVISION BARCELONA Private Testing 1

Sector Analysis

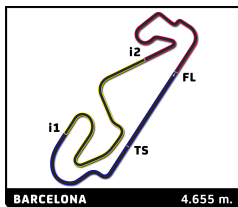
— Invalidated Lap

■ Personal Best

■ Session Best

B Crossing the pit lane

Lap	Time	Sector 1	Sector 2	Sector 3	T.Spd	Elapsed	Lap	Time	Sector 1	Sector 2	Sector 3	T.Spd	Elapsed
19	1:57.289	33.645	44.618	39.026	258.9	55:36.870	9	2:19.711 B	35.744	47.192	56.775	257.6	19:29.773
25	Mark RADCLIFFE						10	6:08.952	4:27.278	56.362	45.312	108.3	25:38.725
	Richardson Racing					Porsche 911 GT3 Cup	11	2:11.266	42.548	48.035	40.683	173.7	27:49.991
1	21:24.394 B	...	53.749	54.256	106.5	21:24.394	12	2:02.456	35.839	46.636	39.981	258.2	29:52.447
2	5:14.230	3:32.532	56.011	45.687	97.9	26:38.624	13	2:13.052	34.887	58.964	39.201	256.4	32:05.499
3	2:11.286	40.253	48.981	42.052	213.2	28:49.910	14	1:59.659	34.685	45.891	39.083	252.8	34:05.158
4	2:03.616	36.471	46.695	40.450	242.7	30:53.526	15	1:58.278	34.786	44.949	38.543	260.1	36:03.436
5	2:09.468 B	34.560	45.434	49.474	258.9	33:02.994	16	1:55.959	33.480	43.965	38.514	260.1	37:59.395
6	3:59.232	2:33.299	46.178	39.755	142.1	37:02.226	17	1:55.979	33.237	44.574	38.168	261.3	39:55.374
7	2:01.604	37.308	45.313	38.983	262.0	39:03.830	18	2:07.978 B	33.495	45.372	49.111	260.1	42:03.352
8	1:57.165	33.335	44.924	38.906	261.3	41:00.995	19	3:50.563	2:23.830	47.794	38.939	164.0	45:53.915
9	1:57.503	34.146	44.808	38.549	262.0	42:58.498	20	1:57.420	34.730	43.998	38.692	258.9	47:51.335
10	1:58.526	33.365	46.187	38.974	262.0	44:57.024	21	1:56.743	32.788	43.573	40.382	260.7	49:48.078
11	1:56.617	33.099	45.273	38.245	262.0	46:53.641	22	1:53.772	32.929	43.502	37.341	260.1	51:41.850
12	1:56.444	33.108	45.194	38.142	262.6	48:50.085	23	1:54.112	33.165	43.379	37.568	262.6	53:35.962
13	1:55.996	33.163	44.612	38.221	260.7	50:46.081	24	1:54.014	32.725	43.375	37.914	260.1	55:29.976
14	1:57.231	34.145	44.408	38.678	262.6	52:43.312	47	Jeroen PRONK					
15	1:54.991	32.827	43.832	38.332	260.7	54:38.303		Team GP Elite					NLD
16	2:04.767 B	32.943	43.938	47.886	261.3	56:43.070							Porsche 718 Cayman GT4 Clubsport
37	Shintaro AKATSU						1	3:55.682	2:04.253	1:00.203	51.226	134.1	3:55.682
	Enrico Fulgenzi Racing					Porsche 911 GT3 Cup	2	2:29.205	44.887	56.929	47.389	204.4	6:24.887
1	3:51.913	1:49.785	1:07.173	54.955	90.6	3:51.913	3	2:22.391	41.877	54.134	46.380	212.3	8:47.278
2	2:35.668	50.067	56.880	48.721	187.8	6:27.581	4	2:19.803	39.540	52.600	47.663	231.8	11:07.081
3	2:21.701	40.609	54.578	46.514	217.0	8:49.282	5	2:17.706	38.830	52.211	46.665	231.8	13:24.787
4	2:19.165	38.725	53.192	47.248	232.3	11:08.447	6	2:18.760	39.004	52.223	47.533	234.3	15:43.547
5	2:17.483	38.800	52.649	46.034	219.2	13:25.930	7	2:21.103	39.572	52.464	49.067	235.8	18:04.650
6	2:19.582	38.934	53.412	47.236	221.9	15:45.512	8	2:31.717 B	39.023	52.087	1:00.607	236.3	20:36.367
7	2:15.299	38.966	52.225	44.108	226.0	18:00.811	9	7:09.000	5:37.177	49.849	41.974	148.1	27:45.367
8	2:12.226	37.296	51.032	43.898	254.6	20:13.037	10	2:06.625	36.628	48.730	41.267	238.9	29:51.992
9	2:11.924	37.682	50.712	43.530	254.0	22:24.961	11	2:09.800	36.755	51.590	41.455	239.5	32:01.792
10	2:11.611	36.954	50.258	44.399	254.0	24:36.572	12	2:17.407 B	36.803	49.767	50.837	240.0	34:19.199
11	2:18.264	38.017	56.224	44.023	231.8	26:54.836	13	12:21.817	...	59.012	46.991	131.1	46:41.016
12	2:11.251	37.847	50.015	43.389	230.8	29:06.087	14	2:21.458	41.175	55.459	44.824	205.5	49:02.474
13	2:09.869	37.340	50.103	42.426	245.4	31:15.956	15	2:13.451	38.523	51.414	43.514	195.2	51:15.925
14	2:08.678	36.715	49.631	42.332	249.9	33:24.634	16	2:09.414	36.330	49.074	44.010	238.4	53:25.339
15	2:23.105 B	37.349	49.224	56.532	243.2	35:47.739	17	2:07.376	36.575	48.000	42.801	236.3	55:32.715
16	5:21.952	3:36.984	59.889	45.079	113.6	41:09.691	48	Thomas KANGRO					
17	2:11.660	38.244	50.296	43.120	225.1	43:21.351		Porsche Estonia					EST
18	2:11.196	38.592	49.407	43.197	224.2	45:32.547							Porsche 911 GT3 Cup
19	2:08.100	37.223	48.940	41.937	246.5	47:40.647	1	3:07.508	1:29.393	54.758	43.357	115.5	3:07.508
20	2:08.029	38.861	47.561	41.607	232.8	49:48.676	2	2:07.707	37.426	49.141	41.140	221.0	5:15.215
21	2:04.072	35.390	47.617	41.065	247.1	51:52.748	3	2:04.356	35.715	47.154	41.487	252.8	7:19.571
22	2:03.490	34.825	48.003	40.662	257.6	53:56.238	4	2:06.018	36.063	48.200	41.755	249.9	9:25.589
23	2:01.407	34.305	46.898	40.204	257.6	55:57.645	5	2:03.335	35.489	47.088	40.758	254.6	11:28.924
45	Michel ARFMAN						6	2:04.692	36.086	46.584	42.022	254.0	13:33.616
	Team GP Elite					Porsche 911 GT3 Cup	7	2:05.019	35.973	47.129	41.917	255.8	15:38.635
1	2:45.108	1:11.317	51.317	42.474	140.1	2:45.108	8	2:02.181	35.304	46.235	40.642	255.2	17:40.816
2	2:05.468	36.052	47.924	41.492	253.4	4:50.576	9	2:02.557	35.527	46.201	40.829	255.2	19:43.373
3	2:03.649	35.490	47.282	40.877	255.2	6:54.225	10	2:03.494	35.669	46.805	41.020	254.6	21:46.867
4	2:04.330	35.912	47.365	41.053	255.2	8:58.555	11	2:02.506	35.299	46.585	40.622	254.6	23:49.373
5	2:04.177	35.187	47.155	41.835	257.0	11:02.732	12	2:16.227 B	36.551	49.919	49.757	217.9	26:05.600
6	2:01.969	35.421	45.868	40.680	257.0	13:04.701	13	6:23.603	4:44.421	56.635	42.547	113.5	32:29.203
7	2:02.619	35.203	46.491	40.925	257.0	15:07.320	14	2:03.210	36.382	47.028	39.800	243.2	34:32.413
8	2:02.742	35.228	46.633	40.881	255.8	17:10.062	15	1:57.951	34.492	45.136	38.323	255.2	36:30.364
							16	1:56.854	34.170	44.539	38.145	258.9	38:27.218
							17	1:59.763	37.417	44.510	37.836	257.0	40:26.981
							18	1:54.668	33.249	43.784	37.635	256.4	42:21.649



CLUB DIVISION BARCELONA Private Testing 1

Sector Analysis

— Invalidated Lap

■ Personal Best

■ Session Best

B Crossing the pit lane

Lap	Time	Sector 1	Sector 2	Sector 3	T.Spd	Elapsed	Lap	Time	Sector 1	Sector 2	Sector 3	T.Spd	Elapsed
19	1:54.093	32.757	43.734	37.602	257.0	44:15.742	2	2:22.351 B	38.295	49.541	54.515	211.1	6:37.474
20	1:55.769	32.882	43.740	39.147	258.2	46:11.511	3	3:45.044	2:13.113	48.685	43.246	175.6	10:22.518
21	1:56.082	34.407	44.221	37.454	254.0	48:07.593	4	2:04.617	36.617	47.219	40.781	252.8	12:27.135
22	1:53.660	32.437	43.641	37.582	258.9	50:01.253	5	2:04.746	36.570	47.190	40.986	257.0	14:31.881
23	2:08.651 B	34.102	46.012	48.537	258.9	52:09.904	6	2:05.365	36.165	47.737	41.463	256.4	16:37.246

55 Nicolas VANDIERENDONCK BEL						
Q1 Trackracing Porsche 911 GT3 Cup						
Lap	Time	Sector 1	Sector 2	Sector 3	T.Spd	Elapsed
1	7:38.019	6:03.412	51.211	43.396	102.5	7:38.019
2	2:05.929	35.876	47.916	42.137	254.0	9:43.948
3	2:06.385	35.729	48.188	42.468	254.6	11:50.333
4	2:05.041	35.461	47.650	41.930	255.8	13:55.374
5	2:05.856	35.697	47.994	42.165	254.6	16:01.230
6	2:15.589 B	36.555	48.137	50.897	255.2	18:16.819
7	7:57.226	6:13.121	57.928	46.177	103.2	26:14.045
8	2:15.541	39.261	51.602	44.678	250.5	28:29.586
9	2:15.152	39.591	51.182	44.379	199.1	30:44.738
10	2:14.370	37.448	50.956	45.966	254.0	32:59.108
11	2:10.319	36.400	50.332	43.587	252.8	35:09.427
12	2:09.050	36.151	48.800	44.099	255.2	37:18.477
13	2:06.938	35.666	48.254	43.018	256.4	39:25.415
14	2:07.360	35.212	48.722	43.426	254.0	41:32.775
15	2:16.685	36.422	54.221	46.042	252.3	43:49.460
16	2:25.505	36.513	1:03.134	45.858	254.6	46:14.965
17	2:19.930	40.825	55.985	43.120	195.5	48:34.895
18	2:10.106	35.872	51.373	42.861	254.6	50:45.001
19	2:14.782	37.501	51.454	45.827	256.4	52:59.783
20	2:13.611	36.049	53.925	43.637	255.2	55:13.394

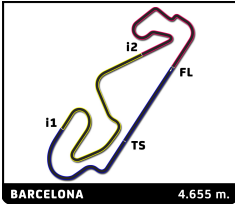
77 Robert SULMA NLD						
Huber Racing Porsche 911 GT3 Cup						
Lap	Time	Sector 1	Sector 2	Sector 3	T.Spd	Elapsed
1	3:08.291	1:26.815	56.501	44.975	114.4	3:08.291
2	2:10.464	40.795	48.277	41.392	203.6	5:18.755
3	2:06.334	35.710	48.849	41.775	248.2	7:25.089
4	2:05.178	36.165	47.908	41.105	250.5	9:30.267
5	2:17.423	35.693	46.602	55.128	257.6	11:47.690
6	2:02.982	35.364	46.852	40.766	258.9	13:50.672
7	2:42.581	35.080	1:26.288	41.213	257.0	16:33.253
8	2:01.961	35.280	46.000	40.681	259.5	18:35.214
9	2:01.809	35.339	46.060	40.410	258.9	20:37.023
10	2:20.669 B	35.898	51.515	53.256	258.2	22:57.692
11	5:07.326	3:41.825	45.716	39.785	142.7	28:05.018
12	1:58.380	34.295	44.884	39.201	257.0	30:03.398
13	1:58.679	34.142	45.123	39.414	258.9	32:02.077
14	1:59.660	34.008	45.897	39.755	258.9	34:01.737
15	1:59.458	35.235	44.708	39.515	258.9	36:01.195
16	1:57.552	33.719	44.398	39.435	258.9	37:58.747
17	2:19.438 B	38.060	49.854	51.524	192.8	40:18.185
18	8:04.303	6:22.255	57.857	44.191	106.5	48:22.488
19	2:03.571	36.933	47.262	39.376	221.4	50:26.059
20	1:57.749	33.707	45.835	38.207	259.5	52:23.808
21	1:55.190	33.080	44.069	38.041	260.7	54:18.998
22	1:55.512	32.710	44.717	38.085	262.0	56:14.510

95 Josh STANTON GBR						
Huber Racing Porsche 911 GT3 Cup						
Lap	Time	Sector 1	Sector 2	Sector 3	T.Spd	Elapsed
1	4:15.123	2:42.712	50.097	42.314	140.6	4:15.123

Lap	Time	Sector 1	Sector 2	Sector 3	T.Spd	Elapsed	Lap	Time	Sector 1	Sector 2	Sector 3	T.Spd	Elapsed
7	2:02.041	35.238	46.202	40.601	258.2	18:39.287	8	2:00.893	34.982	45.866	40.045	259.5	20:40.180
8	2:02.534	35.151	46.889	40.494	259.5	22:42.714	9	2:02.481	34.848	45.546	40.087	257.6	24:43.195
9	2:02.481	34.848	45.546	40.087	257.6	26:44.714	10	2:04.646	34.644	49.749	40.253	258.9	28:49.365
11	2:04.646	34.644	49.749	40.253	258.9	30:54.011	12	2:11.636 B	34.987	46.485	50.164	258.9	33:05.647
12	2:11.636 B	34.987	46.485	50.164	258.9	35:17.277	13	5:10.168	3:43.129	46.354	40.685	109.2	40:27.445
13	5:10.168	3:43.129	46.354	40.685	109.2	44:07.612	14	1:59.876	35.375	45.232	39.269	258.9	46:07.488
14	1:59.876	35.375	45.232	39.269	258.9	48:07.364	15	1:59.096	34.296	45.717	39.083	259.5	50:06.460
15	1:59.096	34.296	45.717	39.083	259.5	52:05.556	16	2:11.979 B	34.199	47.678	50.102	257.6	54:17.535
16	2:11.979 B	34.199	47.678	50.102	257.6	56:29.514	17	5:19.492	3:45.906	52.150	41.436	98.7	61:49.006
17	5:19.492	3:45.906	52.150	41.436	98.7	65:38.502	18	2:00.596	34.524	45.647	40.425	246.5	67:39.098
18	2:00.596	34.524	45.647	40.425	246.5	70:39.694	19	1:55.808	33.548	44.196	38.064	256.4	72:35.502
19	1:55.808	33.548	44.196	38.064	256.4	74:31.310	20	1:53.847	32.768	43.629	37.450	259.5	76:25.157
20	1:53.847	32.768	43.629	37.450	259.5	78:19.004	21	1:53.679	32.269	43.542	37.868	260.7	80:12.683
21	1:53.679	32.269	43.542	37.868	260.7	82:06.362	22	1:54.401	32.598	43.178	38.625	260.1	84:00.834
22	1:54.401	32.598	43.178	38.625	260.1	85:55.235							

911 Luc VANDERFEESTEN BEL						
RedAnt Racing Team Porsche 911 GT3 Cup						
Lap	Time	Sector 1	Sector 2	Sector 3	T.Spd	Elapsed
1	3:01.649	1:20.409	55.059	46.181	121.2	3:01.649
2	2:10.732	38.941	48.926	42.865	204.7	5:12.381
3	2:06.777	36.418	48.389	41.970	251.1	7:19.158
4	2:06.152	35.810	48.216	42.126	251.7	9:25.310
5	2:06.452	36.760	47.785	41.907	254.0	11:31.762
6	2:03.970	35.711	46.831	41.428	255.2	13:35.732
7	2:16.483 B	35.805	46.947	53.731	255.2	15:52.215
8	4:40.418	3:12.251	47.215	40.952	172.6	20:32.633
9	2:01.948	35.239	46.417	40.292	252.3	22:34.581
10	2:01.791	35.008	46.030	40.753	252.8	24:36.372
11	2:03.027	35.239	46.570	41.218	251.1	26:39.399
12	2:15.242 B	35.085	46.346	53.811	254.6	28:54.641
13	7:54.822	6:12.481	57.329	45.012	88.7	36:49.463
14	2:06.318	37.665	47.738	40.915	199.5	38:55.781
15	2:00.647	34.540	46.330	39.777	254.6	40:56.428
16	1:58.745	33.860	45.447	39.438	256.4	42:55.173
17	1:58.586	33.529	45.240	39.817	254.0	44:53.759
18	1:56.604	32.971	44.849	38.784	257.6	46:50.363
19	2:08.076 B	33.422	45.522	49.132	257.6	48:58.439
20	4:10.226	2:43.457	46.011	40.758	157.3	53:08.665
21	1:55.820	33.002	44.502	38.316	255.2	54:54.485

917 Jeroen KREEFT NLD						
Revs Motorsport Porsche 911 GT3 Cup						
Lap	Time	Sector 1	Sector 2	Sector 3	T.Spd	Elapsed
1	5:33.690	3:41.596	1:00.983	51.111	95.9	5:33.690
2	2:29.350 B	40.045	54.274	55.031	217.4	8:03.040
3	25:14.854	...	57.780	47.581	92.0	33:17.894
4	2:17.533	39.392	52.811	45.330	214.4	35:35.427
5	2:10.807	37.893	49.289	43.625	242.1	37:46.234
6	2:06.485	36.378	48.113	41.994	244.3	39:52.719
7	2:15.560 B	35.583	48.944	51.033	254.6	42:08.279
8	4:33.427	3:02.335	47.936	43.156	142.1	46:41.706
9	2:13.701	40.946	50.465	42.290	186.2	48:55.407



CLUB DIVISION BARCELONA Private Testing 1

Sector Analysis

— Invalidated Lap ■ Personal Best ■ Session Best B Crossing the pit lane

Lap	Time	Sector 1	Sector 2	Sector 3	T.Spd	Elapsed	Lap	Time	Sector 1	Sector 2	Sector 3	T.Spd	Elapsed
10	2:08.221	38.021	48.298	41.902	194.1	51:03.628							
11	2:07.328	35.688	47.729	43.911	254.6	53:10.956							
12	2:04.769	35.747	47.487	41.535	255.8	55:15.725							