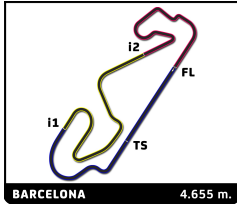


## SPRINT CHALLENGE SOUTHERN EUROPE

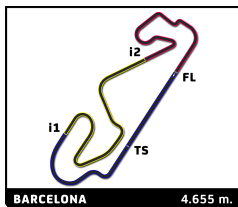


### CLUB DIVISION BARCELONA Private Testing 2

#### Sector Analysis

Invalidated Lap      Personal Best      Session Best      Crossing the pit lane

Lap	Time	Sector 1	Sector 2	Sector 3	T.Sp	Elapsed	Lap	Time	Sector 1	Sector 2	Sector 3	T.Sp	Elapsed
<b>5</b>	<b>Jocelyn LANGER</b> DEU Fach Auto Tech Porsche 911 GT3 Cup						16	1:55.598	33.170	44.235	38.193	254.6	36:11.238
1	2:31.211	56.986	51.396	42.829	104.3	2:31.211	17	1:55.903	32.875	44.258	38.770	255.8	38:07.141
2	2:03.450	34.765	47.624	41.061	255.2	4:34.661	18	1:55.799	32.928	44.208	38.663	255.2	40:02.940
3	2:01.832	34.177	46.909	40.746	256.4	6:36.493	19	1:57.689	33.003	45.929	38.757	255.2	42:00.629
4	2:01.833	34.229	46.825	40.779	257.6	8:38.326	20	2:08.051 B	33.470	45.075	49.506	255.8	44:08.680
5	2:03.040	35.077	46.852	41.111	235.8	10:41.366	<b>19</b>	<b>Joe WARHURST</b> GBR Team Parker Racing Porsche 718 Cayman GT4 Clubsport					
6	2:02.063	33.859	46.589	41.615	258.2	12:43.429	1	3:07.574	1:27.358	57.663	42.553	100.3	3:07.574
7	2:03.880	36.241	47.350	40.289	258.9	14:47.309	2	2:03.896	34.796	47.794	41.306	235.3	5:11.470
8	2:17.253 B	34.500	48.432	54.321	258.2	17:04.562	3	1:59.474	34.208	46.158	39.108	246.0	7:10.944
9	4:41.992	3:17.104	45.530	39.358	175.4	21:46.554	4	1:57.772	33.703	45.348	38.721	246.0	9:08.716
10	1:58.221	33.490	45.457	39.274	255.8	23:44.775	5	1:58.766	33.835	46.066	38.865	247.1	11:07.482
11	1:59.610	35.167	45.351	39.092	242.1	25:44.385	6	1:57.820	33.749	45.353	38.718	245.4	13:05.302
12	1:57.590	33.646	45.188	38.756	257.6	27:41.975	7	1:58.745	34.090	45.587	39.068	245.4	15:04.047
13	1:56.784	33.434	44.677	38.673	258.2	29:38.759	8	1:58.450	34.091	45.355	39.004	245.4	17:02.497
14	1:58.535	33.307	46.329	38.899	257.6	31:37.294	9	2:03.861 B	33.941	45.882	44.038	245.4	19:06.358
15	2:06.166 B	33.656	45.285	47.225	260.1	33:43.460	10	5:45.094	4:19.377	46.321	39.396	164.7	24:51.452
<b>6</b>	<b>Ernst INDERBITZIN</b> CHE Fach Auto Tech Porsche 911 GT3 Cup						11	1:59.088	34.051	45.655	39.382	244.9	26:50.540
1	2:29.443	53.570	52.440	43.433	121.9	2:29.443	12	1:59.489	33.949	46.077	39.463	243.8	28:50.029
2	2:04.363	35.603	47.753	41.007	253.4	4:33.806	13	2:04.396 B	34.326	45.736	44.334	243.8	30:54.425
3	2:02.182	34.522	46.894	40.766	254.0	6:35.988	14	6:15.815	4:48.685	46.942	40.188	163.5	37:10.240
4	2:01.392	34.274	46.744	40.374	255.8	8:37.380	15	2:00.199	34.617	45.887	39.695	244.9	39:10.439
5	2:03.411	34.523	48.013	40.875	256.4	10:40.791	16	1:59.717	34.258	45.865	39.594	243.2	41:10.156
6	2:00.571	34.041	46.377	40.153	255.8	12:41.362	17	2:00.949	34.524	46.139	40.286	244.9	43:11.105
7	2:05.243	37.858	46.753	40.632	256.4	14:46.605	18	2:05.023 B	34.847	46.070	44.106	244.3	45:16.128
8	2:16.157 B	34.351	48.313	53.493	258.9	17:02.762	19	6:39.667	5:13.219	46.350	40.098	153.6	51:55.795
9	3:59.159	2:31.562	47.285	40.312	171.2	21:01.921	20	2:00.329	34.396	46.017	39.916	244.3	53:56.124
10	2:00.327	33.976	46.065	40.286	255.8	23:02.248	21	2:00.701	34.324	46.185	40.192	244.9	55:56.825
11	2:01.158	34.161	46.540	40.457	257.0	25:03.406	<b>20</b>	<b>Dustin BLATTNER</b> USA Enrico Fulgenzi Racing Porsche 911 GT3 Cup					
12	2:11.121 B	35.256	46.856	49.009	223.2	27:14.527	1	2:58.835	1:24.250	52.789	41.796	100.0	2:58.835
13	15:22.585	...	47.095	39.734	150.2	42:37.112	2	2:05.577	40.062	46.573	38.942	170.9	5:04.412
14	1:59.149	33.883	45.781	39.485	254.0	44:36.261	3	1:55.105	33.122	43.800	38.183	254.0	6:59.517
15	1:59.253	33.748	45.617	39.888	254.6	46:35.514	4	1:53.221	32.478	43.327	37.416	258.2	8:52.738
16	1:58.830	33.944	45.421	39.465	255.8	48:34.344	5	1:53.651	32.210	44.161	37.280	259.5	10:46.389
17	1:57.523	33.484	44.979	39.060	257.6	50:31.867	6	1:55.467	32.209	43.814	39.444	261.3	12:41.856
18	2:28.732 B	36.508	55.709	56.515	256.4	53:00.599	7	1:55.586	34.235	43.531	37.820	258.2	14:37.442
<b>18</b>	<b>Zac MEAKIN</b> GBR Team Parker Racing Porsche 718 Cayman GT4 Clubsport						8	1:51.797	32.261	42.623	36.913	258.9	16:29.239
1	3:08.529	1:31.159	55.876	41.494	127.6	3:08.529	9	1:53.758	32.301	43.130	38.327	258.9	18:22.997
2	2:00.020	34.765	46.114	39.141	223.2	5:08.549	10	1:52.106	32.234	42.567	37.305	258.9	20:15.103
3	1:56.202	33.195	44.457	38.550	255.2	7:04.751	11	1:52.303	32.296	42.909	37.098	258.2	22:07.406
4	1:55.544	32.869	44.262	38.413	256.4	9:00.295	12	2:03.586 B	32.214	42.742	48.630	258.9	24:10.992
5	1:55.105	32.785	44.279	38.041	257.6	10:55.400	13	3:36.315	2:10.423	46.175	39.717	139.0	27:47.307
6	1:55.557	32.807	44.266	38.484	258.2	12:50.957	14	1:53.972	32.857	43.335	37.780	258.2	29:41.279
7	1:56.632	32.887	43.953	39.792	258.2	14:47.589	15	1:52.640	32.353	43.039	37.248	257.6	31:33.919
8	1:59.617	34.544	46.309	38.764	254.6	16:47.206	16	1:51.831	32.157	42.584	37.090	259.5	33:25.750
9	2:06.531 B	33.231	44.545	48.755	257.6	18:53.737	17	1:52.248	32.183	43.061	37.004	260.1	35:17.998
10	5:38.356	4:12.689	46.675	38.992	166.7	24:32.093	18	1:52.161	32.081	42.761	37.319	258.9	37:10.159
11	1:55.360	32.861	44.177	38.322	255.2	26:27.453	19	1:52.503	32.156	42.893	37.454	257.6	39:02.662
12	1:55.261	32.734	44.259	38.268	255.8	28:22.714	20	1:52.604	32.652	42.838	37.114	258.2	40:55.266
13	1:59.204	35.512	45.091	38.601	202.5	30:21.918	21	1:56.753	32.455	45.431	38.867	259.5	42:52.019
14	1:56.033	32.928	44.680	38.425	257.0	32:17.951	22	1:52.596	32.068	43.085	37.443	257.6	44:44.615
15	1:57.689	32.994	44.133	40.562	257.6	34:15.640	23	1:52.089	32.199	42.635	37.255	259.5	46:36.704
							24	1:53.857	32.597	43.064	38.196	260.1	48:30.561
							25	1:52.063	32.075	42.730	37.258	258.9	50:22.624



### CLUB DIVISION BARCELONA Private Testing 2

### Sector Analysis

— Invalidated Lap

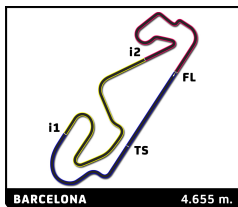
■ Personal Best

■ Session Best

■ Crossing the pit lane

Lap	Time	Sector 1	Sector 2	Sector 3	T.Spd	Elapsed	Lap	Time	Sector 1	Sector 2	Sector 3	T.Spd	Elapsed
26	1:51.584	32.101	42.486	36.997	257.0	52:14.208	23	2:08.449B	32.537	44.059	51.853	258.2	55:47.613
27	1:51.792	32.125	42.622	37.045	259.5	54:06.000	<b>37</b> <b>Shintaro AKATSU</b> JPN						
28	1:51.753	31.863	42.652	37.238	259.5	55:57.753	Enrico Fulgenzi Racing Porsche 911 GT3 Cup						
<b>22</b> <b>Andrea BURATTI</b> ITA													
Enrico Fulgenzi Racing Porsche 911 GT3 Cup													
1	3:21.363	1:41.751	53.610	46.002	75.2	3:21.363	1	3:19.470	1:33.697	59.412	46.361	116.5	3:19.470
2	2:12.476	35.271	56.561	40.644	253.4	5:33.839	2	2:09.880	39.252	49.712	40.916	224.2	5:29.350
3	1:59.844	34.261	46.143	39.440	255.8	7:33.683	3	2:02.059	34.393	47.205	40.461	254.0	7:31.409
4	1:59.388	34.100	45.878	39.410	257.0	9:33.071	4	1:59.967	34.098	46.012	39.857	254.6	9:31.376
5	1:59.119	34.040	45.942	39.137	255.8	11:32.190	5	1:59.784	34.253	45.828	39.703	254.6	11:31.160
6	1:58.766	33.825	45.296	39.645	256.4	13:30.956	6	1:59.072	33.747	45.444	39.881	255.8	13:30.232
7	1:59.115	33.867	45.675	39.573	258.2	15:30.071	7	1:58.776	33.495	45.674	39.607	257.0	15:29.008
8	2:00.255	34.942	45.365	39.948	258.2	17:30.326	8	1:59.668	34.179	45.545	39.944	257.6	17:28.676
9	1:59.172	33.543	45.760	39.869	258.9	19:29.498	9	1:57.862	33.641	45.348	38.873	258.2	19:26.538
10	1:59.533	34.147	45.384	40.002	257.0	21:29.031	10	1:59.552	33.388	45.356	40.808	257.6	21:26.090
11	1:59.791	34.133	45.686	39.972	258.2	23:28.822	11	2:01.119	34.534	45.575	41.010	249.9	23:27.209
12	1:58.765	33.862	45.516	39.387	257.6	25:27.587	12	2:03.339	37.463	46.261	39.615	191.7	25:30.548
13	1:59.716	33.594	45.799	40.323	257.0	27:27.303	13	1:57.792	33.334	45.373	39.085	255.8	27:28.340
14	1:59.452	33.651	46.049	39.752	257.0	29:26.755	14	2:14.600B	34.250	46.499	53.851	257.6	29:42.940
15	1:58.058	33.793	45.157	39.108	256.4	31:24.813	15	3:24.147	1:58.185	46.106	39.856	130.7	33:07.087
16	1:59.414	33.750	45.235	40.429	255.8	33:24.227	16	1:58.507	33.439	45.314	39.754	255.2	35:05.594
17	2:00.166	33.817	46.768	39.581	257.6	35:24.393	17	1:58.769	33.500	45.630	39.639	255.2	37:04.363
18	1:58.286	33.612	45.070	39.604	257.0	37:22.679	18	1:58.165	34.083	44.826	39.256	238.9	39:02.528
19	1:57.846	33.754	45.069	39.023	255.8	39:20.525	19	1:58.742	34.154	45.510	39.078	241.1	41:01.270
20	1:59.981	35.289	45.173	39.519	255.8	41:20.506	20	1:58.686	33.205	45.344	40.137	257.6	42:59.956
21	1:57.589	33.562	44.959	39.068	257.6	43:18.095	21	1:58.482	33.392	45.454	39.636	257.0	44:58.438
22	1:57.722	33.451	44.902	39.369	258.2	45:15.817	22	2:00.681	33.493	45.817	41.371	257.0	46:59.119
23	1:57.740	33.403	45.019	39.318	257.6	47:13.557	23	1:57.727	33.714	44.630	39.383	257.0	48:56.846
24	1:58.905	33.728	45.634	39.543	257.6	49:12.462	24	2:01.147	34.976	46.237	39.934	257.6	50:57.993
25	1:58.701	34.075	45.156	39.470	257.0	51:11.163	25	1:58.095	33.456	45.162	39.477	255.2	52:56.088
26	2:26.375B	38.708	50.988	56.679	258.2	53:37.538	26	1:57.421	33.257	44.779	39.385	257.0	54:53.509
<b>25</b> <b>Mark RADCLIFFE</b> GBR							<b>45</b> <b>Michel ARFMAN</b> NLD						
Richardson Racing Porsche 911 GT3 Cup							Team GP Elite Porsche 911 GT3 Cup						
1	2:49.287	1:11.433	54.734	43.120	91.1	2:49.287	1	2:56.780	1:14.648	58.323	43.809	106.9	2:56.780
2	2:01.734	36.726	45.263	39.745	247.7	4:51.021	2	2:14.311	41.184	50.789	42.338	151.2	5:11.091
3	1:59.987	34.203	46.863	38.921	258.2	6:51.008	3	1:57.297	33.935	44.872	38.490	256.4	7:08.388
4	1:57.216	33.546	44.569	39.101	259.5	8:48.224	4	1:55.771	32.966	43.607	39.198	257.6	9:04.159
5	1:56.969	33.305	44.531	39.133	258.2	10:45.193	5	2:17.418B	35.870	51.473	50.075	221.4	11:21.577
6	2:09.034B	32.906	46.689	49.439	260.1	12:54.227	6	8:40.550	7:16.309	46.345	37.896	133.9	20:02.127
7	5:52.053	4:26.999	45.992	39.062	177.9	18:46.280	7	1:53.393	33.771	43.077	36.545	227.4	21:55.520
8	1:55.705	33.309	44.036	38.360	258.2	20:41.985	8	1:51.049	31.970	42.574	36.505	257.0	23:46.569
9	1:58.649	32.557	43.362	42.730	259.5	22:40.634	9	1:52.713	32.454	42.643	37.616	258.9	25:39.282
10	1:54.534	32.562	43.672	38.300	259.5	24:35.168	10	1:50.416	31.710	42.435	36.271	257.0	27:29.698
11	1:54.245	32.427	43.808	38.010	261.3	26:29.413	11	1:56.765B	32.061	42.640	42.064	258.9	29:26.463
12	1:54.170	32.385	43.511	38.274	260.7	28:23.583	12	4:59.062	3:37.692	43.394	37.976	181.5	34:25.525
13	1:55.209	32.879	43.592	38.738	260.7	30:18.792	13	1:52.885	32.395	43.254	37.236	257.6	36:18.410
14	2:05.229B	32.729	43.604	48.896	258.2	32:24.021	14	1:53.479	32.350	43.178	37.951	257.6	38:11.889
15	7:37.675	6:02.844	53.156	41.675	97.1	40:01.696	15	1:53.036	32.364	43.248	37.424	258.2	40:04.925
16	2:05.174	39.549	45.837	39.788	200.2	42:06.870	16	1:52.942	32.501	42.956	37.485	260.1	41:57.867
17	1:57.621	33.402	44.643	39.576	257.0	44:04.491	17	1:59.881B	32.288	43.454	44.139	258.2	43:57.748
18	1:56.568	33.057	44.132	39.379	255.2	46:01.059	18	3:29.050	2:07.647	43.613	37.790	177.9	47:26.798
19	1:56.396	33.163	44.128	39.105	256.4	47:57.455	19	1:52.647	32.365	43.006	37.276	257.6	49:19.445
20	1:54.777	32.587	43.562	38.628	257.0	49:52.232	20	1:52.896	32.333	42.978	37.585	258.9	51:12.341
21	1:53.791	32.548	43.387	37.856	258.2	51:46.023	21	1:54.730	34.474	43.192	37.064	259.5	53:07.071
22	1:53.141	32.258	42.998	37.885	259.5	53:39.164	22	1:56.669	32.394	43.742	40.533	260.1	55:03.740





### CLUB DIVISION BARCELONA Private Testing 2

### Sector Analysis

— Invalidated Lap    ■ Personal Best    ■ Session Best    B Crossing the pit lane

Lap	Time	Sector 1	Sector 2	Sector 3	T.Spd	Elapsed	Lap	Time	Sector 1	Sector 2	Sector 3	T.Spd	Elapsed
16	1:53.036	32.289	43.637	<b>37.110</b>	259.5	39:22.037	20	2:21.605 B	38.006	49.232	54.367	227.9	53:31.283
17	<b>1:52.591</b>	32.240	<b>43.127</b>	37.224	262.0	41:14.628							
18	1:53.436	32.070	43.803	37.563	262.0	43:08.064							
19	1:52.640	32.199	43.283	37.158	259.5	45:00.704							
20	2:03.202 B	<b>31.988</b>	43.624	47.590	262.6	47:03.906							
21	6:01.876	4:40.217	43.901	37.758	172.8	53:05.782							
22	1:59.887	32.431	45.853	41.603	258.9	55:05.669							

**911** Luc VANDERFEESTEN BEL  
RedAnt Racing Team Porsche 911 GT3 Cup

1	2:45.104	1:05.423	56.192	43.489	106.9	2:45.104
2	2:00.835	35.716	45.976	39.143	250.5	4:45.939
3	1:59.953	34.362	45.803	39.788	252.8	6:45.892
4	1:57.331	33.405	44.662	39.264	254.0	8:43.223
5	1:58.455	33.348	44.783	40.324	254.0	10:41.678
6	2:00.135	34.091	46.325	39.719	257.6	12:41.813
7	2:00.129	35.678	44.891	39.560	255.2	14:41.942
8	2:07.586 B	33.888	44.747	48.951	258.9	16:49.528
9	4:31.908	3:06.529	46.498	38.881	176.2	21:21.436
10	1:56.827	33.177	44.717	38.933	255.2	23:18.263
11	1:56.426	33.211	44.244	38.971	254.6	25:14.689
12	1:56.131	32.783	44.466	38.882	254.6	27:10.820
13	1:55.316	32.859	44.169	38.288	254.6	29:06.136
14	1:55.032	<b>32.632</b>	<b>43.871</b>	38.529	255.2	31:01.168
15	2:04.634 B	32.826	44.272	47.536	255.8	33:05.802
16	4:40.178	3:03.872	53.456	42.850	104.8	37:45.980
17	2:00.316	35.457	45.768	39.091	239.5	39:46.296
18	1:57.845	33.608	44.991	39.246	252.3	41:44.141
19	1:56.763	33.197	44.563	39.003	253.4	43:40.904
20	1:56.438	32.950	44.810	38.678	254.0	45:37.342
21	1:55.705	32.870	44.104	38.731	255.2	47:33.047
22	1:55.662	32.888	44.314	38.460	253.4	49:28.709
23	<b>1:54.971</b>	32.746	44.019	<b>38.206</b>	256.4	51:23.680
24	1:55.552	32.772	44.000	38.780	255.8	53:19.232
25	1:55.171	32.877	43.964	38.330	255.8	55:14.403

**917** Jeroen KREEFT NLD  
Revs Motorsport Porsche 911 GT3 Cup

1	3:31.391	1:50.630	54.541	46.220	116.9	3:31.391
2	2:07.990	37.179	49.079	41.732	236.3	5:39.381
3	<b>2:01.973</b>	34.893	<b>46.419</b>	<b>40.661</b>	252.3	7:41.354
4	2:03.996	<b>34.759</b>	47.567	41.670	254.0	9:45.350
5	2:13.751 B	35.829	47.649	50.273	237.4	11:59.101
6	5:14.681	3:44.028	48.658	41.995	91.5	17:13.782
7	2:05.255	35.623	47.706	41.926	252.3	19:19.037
8	2:06.782	36.108	48.932	41.742	252.8	21:25.819
9	2:07.255	36.002	48.886	42.367	249.4	23:33.074
10	2:16.598 B	35.349	47.418	53.831	253.4	25:49.672
11	4:03.436	2:33.819	48.491	41.126	140.5	29:53.108
12	2:03.534	35.625	46.852	41.057	252.3	31:56.642
13	2:03.595	35.196	47.113	41.286	251.7	34:00.237
14	2:04.047	35.550	47.060	41.437	251.1	36:04.284
15	2:16.206 B	35.727	46.921	53.558	251.7	38:20.490
16	6:32.167	5:01.112	48.999	42.056	147.3	44:52.657
17	2:06.143	35.576	47.128	43.439	249.9	46:58.800
18	2:05.145	35.519	47.256	42.370	251.1	49:03.945
19	2:05.733	35.915	47.645	42.173	251.7	51:09.678