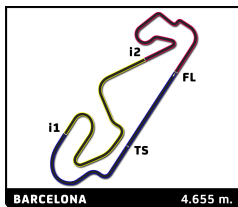


SPRINT CHALLENGE SOUTHERN EUROPE



CLUB DIVISION BARCELONA Free Practice

Sector Analysis

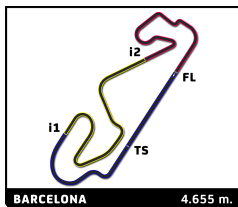
— Invalidated Lap

■ Personal Best

■ Session Best

■ Crossing the pit lane

Lap	Time	Sector 1	Sector 2	Sector 3	T.Sp	Elapsed	Lap	Time	Sector 1	Sector 2	Sector 3	T.Sp	Elapsed	
5	Jocelyn LANGER DEU							3	1:58.327	34.695	45.300	38.332	251.1	8:48.238
	Fach Auto Tech Porsche 911 GT3 Cup							4	1:56.738	33.291	45.323	38.124	256.4	10:44.976
1	5:44.840	3:51.070	1:04.713	49.057	92.1	5:44.840	5	3:02.964	33.686	1:13.702	1:15.576	253.4	13:47.940	
2	2:17.715	40.320	53.331	44.064	205.9	8:02.555	6	3:45.546	1:40.751	1:24.952	39.843	59.8	17:33.486	
3	2:10.558	36.803	50.019	43.736	251.7	10:13.113	7	1:56.281	33.876	44.383	38.022	255.2	19:29.767	
4	2:34.601	36.218	48.151	1:10.232	254.6	12:47.714	8	1:56.896	32.690	44.216	39.990	259.5	21:26.663	
5	4:24.607	1:41.499	1:50.004	53.104	58.3	17:12.321	9	1:56.307	34.171	44.327	37.809	255.8	23:22.970	
6	2:09.116	37.077	49.789	42.250	233.8	19:21.437	10	1:54.832	32.480	44.108	38.244	258.2	25:17.802	
7	2:05.070	36.195	47.572	41.303	257.0	21:26.507	11	1:54.340	32.467	43.979	37.894	258.9	27:12.142	
8	2:03.877	35.683	47.298	40.896	257.6	23:30.384	12	2:03.953	32.588	44.340	47.025	259.5	29:16.095	
9	1:59.669	33.683	45.233	40.753	257.0	25:30.053	13	6:11.191	4:28.702	54.250	48.239	95.8	35:27.286	
10	1:59.594	33.614	46.195	39.785	257.0	27:29.647	14	2:06.898	38.352	48.754	39.792	192.4	37:34.184	
11	1:58.080	33.598	45.121	39.361	256.4	29:27.727	15	1:55.324	33.080	44.161	38.083	255.2	39:29.508	
12	1:57.331	33.298	44.704	39.329	257.0	31:25.058	16	1:52.994	32.429	43.368	37.197	257.0	41:22.502	
13	1:57.840	33.091	45.223	39.526	257.6	33:22.898	17	1:54.402	32.319	43.600	38.483	258.9	43:16.904	
14	2:10.848	33.037	46.183	51.628	258.2	35:33.746	18	2:00.892	33.073	43.457	44.362	255.2	45:17.796	
15	5:24.293	3:57.841	47.151	39.301	180.3	40:58.039	19	4:50.121	3:20.210	43.572	46.339	175.6	50:07.917	
16	1:58.210	33.444	45.339	39.427	257.0	42:56.249	20	3:49.229	2:28.302	43.545	37.382	177.1	53:57.146	
17	1:57.167	33.206	45.068	38.893	257.0	44:53.416	21	1:53.713	32.492	43.767	37.454	259.5	55:50.859	
18	1:56.002	32.856	44.493	38.653	258.9	46:49.418	22	1:53.794	32.519	43.733	37.542	259.5	57:44.653	
19	2:00.994	34.500	46.251	40.243	258.9	48:50.412	23	1:53.401	32.442	43.572	37.387	259.5	59:38.054	
20	1:56.077	33.007	44.201	38.869	260.1	50:46.489	24	1:53.418	32.356	43.380	37.682	260.7	1:01:31.472	
21	1:56.205	32.772	44.432	39.001	259.5	52:42.694								
22	2:03.560	33.024	44.459	46.077	259.5	54:46.254								
6	Ernst INDERBITZIN CHE													
	Fach Auto Tech Porsche 911 GT3 Cup													
1	5:33.697	3:49.706	59.121	44.870	74.8	5:33.697								
2	2:08.336	37.253	50.087	40.996	252.8	7:42.033								
3	2:01.643	35.233	46.770	39.640	255.8	9:43.676								
4	1:59.006	33.971	45.424	39.611	256.4	11:42.682								
5	4:19.540	1:12.579	1:49.170	1:17.791	139.2	16:02.222								
6	2:33.241	1:07.526	46.283	39.432	57.1	18:35.463								
7	2:01.017	34.832	46.624	39.561	257.6	20:36.480								
8	1:59.591	33.867	45.430	40.294	255.8	22:36.071								
9	2:00.198	33.920	46.201	40.077	256.4	24:36.269								
10	1:58.231	33.770	45.506	38.955	257.6	26:34.500								
11	2:03.474	37.903	45.523	40.048	204.4	28:37.974								
12	1:58.705	33.637	45.745	39.323	257.0	30:36.679								
13	2:15.825	33.634	46.147	56.044	258.9	32:52.504								
14	5:37.863	4:12.068	46.483	39.312	150.8	38:30.367								
15	1:57.736	33.555	44.992	39.189	257.0	40:28.103								
16	1:58.410	33.461	45.519	39.430	260.7	42:26.513								
17	1:57.357	33.394	44.641	39.322	258.2	44:23.870								
18	1:56.961	33.253	44.924	38.784	258.9	46:20.831								
19	1:57.093	33.030	44.851	39.212	258.9	48:17.924								
20	1:57.425	34.230	44.477	38.718	260.1	50:15.349								
21	1:57.073	33.179	44.865	39.029	260.7	52:12.422								
22	1:56.704	33.229	44.749	38.726	260.1	54:09.126								
23	2:10.865	37.281	53.547	40.037	203.6	56:19.991								
24	2:08.592	33.171	45.013	50.408	259.5	58:28.583								
18	Zac MEAKIN GBR													
	Team Parker Racing Porsche 718 Cayman GT4 Clubsport													
1	4:43.073	3:05.679	55.763	41.631	114.2	4:43.073								
2	2:06.838	34.704	47.578	44.556	252.3	6:49.911								
19	Joe WARHURST GBR													
	Team Parker Racing Porsche 718 Cayman GT4 Clubsport													
1	3:33.701	1:36.167	1:07.800	49.734	135.9	3:33.701								
2	2:33.031	49.587	59.897	43.547	138.1	6:06.732								
3	2:19.413	41.912	56.701	40.800	238.9	8:26.145								
4	2:07.197	36.929	50.261	40.007	238.9	10:33.342								
5	3:07.318	35.703	1:11.174	1:20.441	243.2	13:40.660								
6	5:44.265	4:00.418	1:01.946	41.901	162.5	19:24.925								
7	2:02.549	34.963	47.563	40.023	241.6	21:27.474								
8	1:57.013	33.931	44.902	38.180	247.1	23:24.487								
9	1:56.340	33.477	44.785	38.078	248.8	25:20.827								
10	1:55.803	33.150	44.732	37.921	248.8	27:16.630								
11	2:01.482	33.273	44.604	43.605	248.8	29:18.112								
12	4:58.651	3:34.627	45.472	38.552	164.0	34:16.763								
13	1:56.279	33.281	44.752	38.246	248.2	36:13.042								
14	1:57.090	33.387	45.609	38.094	248.8	38:10.132								
15	1:56.442	33.305	44.965	38.172	249.4	40:06.574								
16	1:56.161	33.379	44.778	38.004	248.8	42:02.735								
17	1:56.076	33.241	44.738	38.097	249.4	43:58.811								
18	1:58.083	33.488	44.902	39.693	248.8	45:56.894								
19	1:58.046	33.464	44.907	39.675	247.7	47:54.940								
20	1:57.361	34.040	45.079	38.242	249.4	49:52.301								
21	1:56.591	33.446	44.884	38.261	248.2	51:48.892								
22	1:56.096	33.258	44.733	38.105	248.8	53:44.988								
23	1:56.854	33.527	44.890	38.437	248.8	55:41.842								
24	1:56.242	33.234	44.829	38.179	248.2	57:38.084								
25	1:56.636	33.449	44.843	38.344	248.8	59:34.720								
26	1:56.475	33.369	44.788	38.318	248.2	1:01:31.195								
20	Dustin BLATTNER USA													
	Enrico Fulgenzi Racing Porsche 911 GT3 Cup													
1	3:04.433	1:20.189	57.646	46.598	99.5	3:04.433								
2	2:09.785	41.970	47.869	39.946	187.1	5:14.218								
3	2:04.422	33.716	44.414	46.292	251.7	7:18.640								



CLUB DIVISION BARCELONA Free Practice

Sector Analysis

— Invalidated Lap ■ Personal Best ■ Session Best B Crossing the pit lane

Lap	Time	Sector 1	Sector 2	Sector 3	T.Sp	Elapsed	Lap	Time	Sector 1	Sector 2	Sector 3	T.Sp	Elapsed
4	1:52.479	32.442	43.117	36.920	259.5	9:11.119	3	1:57.493	33.893	44.698	38.902	257.0	7:09.252
5	1:50.715	31.659	42.468	36.588	260.7	11:01.834	4	1:55.227	32.983	43.947	38.297	257.0	9:04.479
6	3:46.675 B	38.265	1:40.691	1:27.719	205.5	14:48.509	5	1:53.220	32.295	43.288	37.637	259.5	10:57.699
7	4:23.134	2:58.823	46.214	38.097	141.2	19:11.643	6	3:27.307	36.785	1:35.181	1:15.341	188.1	14:25.006
8	1:51.539	32.093	42.739	36.707	258.9	21:03.182	7	3:25.860	1:37.709	1:07.768	40.383	60.4	17:50.866
9	1:51.284	31.791	42.727	36.766	261.3	22:54.466	8	1:56.355	33.621	44.286	38.448	257.6	19:47.221
10	1:50.414	31.534	42.489	36.391	262.0	24:44.880	9	1:52.777	32.419	43.141	37.217	257.0	21:39.998
11	1:50.743	31.676	42.339	36.728	263.2	26:35.623	10	2:04.246 B	32.554	43.310	48.382	260.1	23:44.244
12	2:08.551	44.149	47.278	37.124	195.2	28:44.174	11	4:37.202	3:01.725	52.942	42.535	108.4	28:21.446
13	1:55.390	32.208	43.421	39.761	261.3	30:39.564	12	2:09.082	39.514	50.812	38.756	192.4	30:30.528
14	1:53.866	31.797	45.046	37.023	260.1	32:33.430	13	1:53.802	32.899	43.545	37.358	258.9	32:24.330
15	1:52.054	31.767	42.259	38.028	262.6	34:25.484	14	1:58.821	32.048	46.733	40.040	259.5	34:23.151
16	1:58.209	33.833	45.560	38.816	242.1	36:23.693	15	1:51.565	32.014	42.625	36.926	260.1	36:14.716
17	1:50.920	31.884	42.225	36.811	262.6	38:14.613	16	1:52.148	31.787	43.228	37.133	263.2	38:06.864
18	1:52.248	31.690	42.469	38.089	262.6	40:06.861	17	2:10.542	34.997	56.474	39.071	262.6	40:17.406
19	1:53.308	31.580	42.202	39.526	262.6	42:00.169	18	2:10.674 B	36.861	47.325	46.488	260.1	42:28.080
20	1:52.385	31.937	43.753	36.695	263.2	43:52.554	19	5:12.659 B	3:28.250	53.817	50.592	88.8	47:40.739
21	1:52.644	31.566	44.298	36.780	263.9	45:45.198	20	2:44.878	1:20.787	45.585	38.506	172.6	50:25.617
22	1:50.280	31.651	42.256	36.373	261.3	47:35.478	21	1:52.437	32.288	42.971	37.178	258.9	52:18.054
23	1:57.953	32.536	46.035	39.382	262.6	49:33.431	22	1:51.367	31.823	42.473	37.071	261.3	54:09.421
24	1:50.715	31.933	42.398	36.384	261.3	51:24.146	23	2:04.993 B	32.769	45.122	47.102	262.6	56:14.414
25	1:50.895	31.599	42.501	36.795	263.2	53:15.041							
26	1:50.295	31.714	42.151	36.430	262.0	55:05.336							
27	2:05.141 B	33.236	45.280	46.625	263.9	57:10.477							

22 Andrea BURATTI		ITA				
Enrico Fulgenzi Racing		Porsche 911 GT3 Cup				
1	4:38.349	2:57.841	57.487	43.021	91.4	4:38.349
2	2:03.531	35.823	46.703	41.005	255.2	6:41.880
3	1:59.992	34.398	45.420	40.174	256.4	8:41.872
4	2:00.311	34.690	46.025	39.596	256.4	10:42.183
5	3:17.066	38.089	1:21.967	1:17.010	237.9	13:59.249
6	3:49.528	1:37.569	1:30.862	41.097	59.7	17:48.777
7	2:00.328	34.265	45.397	40.666	256.4	19:49.105
8	2:00.578	34.239	46.506	39.833	256.4	21:49.683
9	1:59.670	33.894	45.469	40.307	257.0	23:49.353
10	2:02.876	35.542	45.490	41.844	243.2	25:52.229
11	2:00.889	34.704	46.076	40.109	258.2	27:53.118
12	1:58.173	33.880	45.189	39.104	257.6	29:51.291
13	1:58.779	33.853	45.408	39.518	257.6	31:50.070
14	1:58.512	33.437	45.537	39.538	257.6	33:48.582
15	1:58.111	33.820	45.187	39.104	257.0	35:46.693
16	1:58.008	33.438	45.344	39.226	258.2	37:44.701
17	1:57.772	33.812	44.899	39.061	259.5	39:42.473
18	1:56.775	33.277	44.669	38.829	259.5	41:39.248
19	2:07.506	37.508	47.169	42.829	259.5	43:46.754
20	2:26.236 B	36.632	52.537	57.067	232.8	46:12.990
21	5:27.693	4:01.783	45.782	40.128	121.7	51:40.683
22	2:00.233	33.816	46.433	39.984	256.4	53:40.916
23	1:57.066	33.424	44.793	38.849	259.5	55:37.982
24	1:57.371	33.554	44.632	39.185	258.9	57:35.353
25	2:21.331 B	34.735	51.212	55.384	255.2	59:56.684

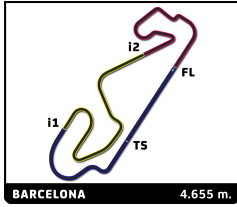
25 Mark RADCLIFFE		GBR				
Richardson Racing		Porsche 911 GT3 Cup				
1	2:54.108	1:09.258	58.145	46.705	104.0	2:54.108
2	2:17.651	41.106	54.600	41.945	182.4	5:11.759

37 Shintaro AKATSU		JPN				
Enrico Fulgenzi Racing		Porsche 911 GT3 Cup				
1	3:38.231	1:32.597	1:12.413	53.221	115.8	3:38.231
2	3:11.478	49.914	58.109	1:23.455	120.5	6:49.709
3	2:09.292	36.621	52.060	40.611	252.8	8:59.001
4	1:58.524	33.778	45.489	39.257	258.9	10:57.525
5	3:23.578	35.813	1:28.124	1:19.641	210.7	14:21.103
6	3:30.553	1:35.666	1:14.313	40.574	61.2	17:51.656
7	1:58.075	33.823	45.163	39.089	258.9	19:49.731
8	2:00.534	34.068	46.583	39.883	257.0	21:50.265
9	1:59.328	34.070	45.674	39.584	257.6	23:49.593
10	1:54.518	32.665	43.650	38.203	256.4	25:44.111
11	3:13.947	1:48.511	46.686	38.750	260.1	28:58.058
12	1:54.140	32.737	43.525	37.878	258.9	30:52.198
13	1:57.949	32.576	46.719	38.654	261.3	32:50.147
14	1:54.126	32.719	43.430	37.977	258.2	34:44.273
15	1:53.498	32.091	43.629	37.778	260.7	36:37.771
16	1:54.718	32.689	43.777	38.252	259.5	38:32.489
17	1:56.052	32.575	44.392	39.085	261.3	40:28.541
18	2:03.881	33.286	49.449	41.146	260.1	42:32.422
19	1:55.605	32.707	44.530	38.368	259.5	44:28.027
20	1:53.978	32.348	44.080	37.550	260.7	46:22.005
21	1:56.082	32.476	44.466	39.140	263.2	48:18.087
22	1:54.506	33.155	43.777	37.574	261.3	50:12.593
23	1:54.245	32.677	43.869	37.699	262.0	52:06.838
24	1:54.374	32.574	44.125	37.675	260.7	54:01.212
25	2:10.410 B	32.428	46.701	51.281	262.0	56:11.622

45 Michel ARFMAN		NLD				
Team GP Elite		Porsche 911 GT3 Cup				
1	2:55.989	1:12.513	58.332	45.144	134.6	2:55.989
2	2:05.016	38.821	47.549	38.646	211.9	5:01.005
3	1:56.861	33.759	44.904	38.198	257.6	6:57.866
4	1:55.253	32.468	45.022	37.763	260.7	8:53.119
5	1:53.624	32.870	43.524	37.230	262.6	10:46.743

PORSCHE

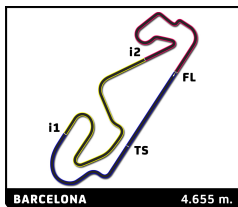
SPRINT CHALLENGE SOUTHERN EUROPE



CLUB DIVISION BARCELONA Free Practice

Sector Analysis

_ Invalidated Lap							■ Personal Best	■ Session Best	B Crossing the pit lane							
Lap	Time	Sector 1	Sector 2	Sector 3	T.Spd	Elapsed	Lap	Time	Sector 1	Sector 2	Sector 3	T.Spd	Elapsed			
6	2:59.719	32.542	1:11.449	1:15.728	264.5	13:46.462										
7	3:45.090	1:40.242	1:26.241	38.607	60.9	17:31.552										
8	<u>1:53.239</u>	32.463	43.538	37.238	256.4	19:24.791										
9	1:52.163	32.057	42.906	37.200	260.1	21:16.954										
10	1:52.198	32.067	43.020	37.111	260.7	23:09.152										
11	2:22.512 B	31.845	42.867	1:07.800	260.7	25:31.664										
12	3:15.231	1:54.339	43.703	37.189	180.9	28:46.895										
13	<u>1:54.717</u>	31.980	44.949	37.788	262.0	30:41.612										
14	1:53.952	32.357	43.481	38.114	262.6	32:35.564										
15	2:00.546 B	32.231	43.074	45.241	262.6	34:36.110										
16	4:42.714	3:11.285	51.549	39.880	107.5	39:18.824										
17	1:57.672	36.351	43.859	37.462	179.4	41:16.496										
18	1:52.026	32.440	42.978	36.608	260.7	43:08.522										
19	1:51.136	31.582	43.481	36.677	262.6	44:59.658										
20	1:50.850	31.854	42.216	36.780	260.7	46:50.508										
21	1:51.792	31.911	43.174	36.707	262.0	48:42.300										
22	1:58.519 B	33.123	44.047	41.349	260.7	50:40.819										
48	Thomas KANGRO						EST									
		Porsche Estonia				Porsche 911 GT3 Cup										
1	3:39.207	1:49.651	59.329	50.227	132.7	3:39.207										
2	2:10.987	42.795	48.157	40.035	156.7	5:50.194										
3	2:21.937 B	36.258	53.451	52.228	209.1	8:12.131										
4	4:47.008	2:46.898	45.461	1:14.649	178.5	12:59.139										
5	4:13.488	1:40.477	1:48.472	44.539	59.5	17:12.627										
6	<u>1:54.077</u>	32.976	43.495	37.606	258.2	19:06.704										
7	<u>1:53.044</u>	32.019	43.715	37.310	260.1	20:59.748										
8	1:53.064	32.172	43.562	37.330	260.7	22:52.812										
9	1:51.269	31.748	42.439	37.082	261.3	24:44.081										
10	<u>1:51.075</u>	31.670	42.448	36.957	260.7	26:35.156										
11	1:57.159	36.750	43.081	37.328	204.4	28:32.315										
12	1:51.384	31.622	42.784	36.978	262.0	30:23.699										
13	1:51.486	31.752	42.852	36.882	262.0	32:15.185										
14	1:52.508	31.696	43.296	37.516	263.2	34:07.693										
15	<u>1:51.031</u>	31.673	42.501	36.857	262.6	35:58.724										
16	<u>2:14.439 B</u>	38.284	43.583	52.572	191.7	38:13.163										
75	Jeroen PRONK						NLD									
		Team GP Elite				Porsche 718 Cayman GT4 Clubsport										
1	3:10.057	1:21.797	59.721	48.539	123.3	3:10.057										
2	2:28.564	43.464	58.932	46.168	185.8	5:38.621										
3	2:07.304	36.450	48.780	42.074	239.5	7:45.925										
4	2:05.138	36.090	47.936	41.112	238.9	9:51.063										
5	2:19.184	35.552	47.848	55.784	239.5	12:10.247										
6	4:35.064	1:38.262	1:46.142	1:10.660	60.3	16:45.311										
7	2:05.291	37.265	47.221	40.805	227.0	18:50.602										
8	2:03.993	35.440	47.716	40.837	238.9	20:54.595										
9	2:05.282	35.640	48.026	41.616	240.0	22:59.877										
10	2:08.585	35.677	48.747	44.161	241.1	25:08.462										
11	2:01.383	34.575	46.500	40.308	241.1	27:09.845										
12	2:20.710 B	34.795	48.119	57.796	242.1	29:30.555										
13	6:07.161	4:36.050	49.615	41.496	156.7	35:37.716										
14	2:03.535	35.148	47.025	41.362	238.9	37:41.251										
15	2:02.973	35.394	45.926	41.653	239.5	39:44.224										
16	2:02.232	35.224	46.719	40.289	242.1	41:46.456										
17	2:00.655	34.160	46.525	39.970	244.3	43:47.111										
18	2:05.080	34.461	48.580	42.039	243.2	45:52.191										
19	2:01.965	35.256	46.309	40.400	236.3	47:54.156										
20	2:12.424 B	34.869	46.583	50.972	242.7	50:06.580										
21	4:52.504	3:24.571	47.236	40.697	164.2	54:59.084										
22	2:08.065	34.333	46.580	47.152	243.2	57:07.149										
23	2:02.573	35.324	46.537	40.712	240.5	59:09.722										
24	2:03.082	35.291	46.800	40.991	243.8	1:01:12.804										
77	Robert SULMA						NLD									
		Huber Racing				Porsche 911 GT3 Cup										
1	2:52.010	1:07.943	57.792	46.275	102.4	2:52.010										
2	2:07.470	38.358	48.835	40.277	205.1	4:59.480										
3	1:57.495	34.650	44.590	38.255	208.7	6:56.975										
4	1:55.705	32.786	44.702	38.217	259.5	8:52.680										
5	2:01.684	34.129	44.662	42.893	260.7	10:54.364										
6	3:07.580 B	32.867	1:17.644	1:17.069	260.7	14:01.944										
7	5:12.670	3:48.058	46.196	38.416	138.7	19:14.614										
8	1:55.229	32.811	44.407	38.011	257.6	21:09.843										
9	1:53.222	32.412	43.338	37.472	260.7	23:03.065										
10	2:02.746 B	32.831	44.529	45.386	261.3	25:05.811										
11	7:02.583	5:27.861	52.717	42.005	115.3	32:08.394										
12	2:02.250	34.862	48.131	39.257	240.0	34:10.644										
13	1:53.537	32.623	43.513	37.401	260.1	36:04.181										
14	1:52.980	32.342	43.451	37.187	262.0	37:57.161										
15	1:53.272	32.206	43.342	37.724	262.0	39:50.433										
16	1:52.773	32.170	43.240	37.363	263.2	41:43.206										
17	1:52.115	32.108	42.985	37.022	262.6	43:35.321										
18	1:52.355	32.150	42.977	37.228	262.0	45:27.676										
19	2:05.485 B	32.002	43.792	49.691	262.0	47:33.161										
20	4:09.660	2:48.342	43.685	37.633	175.9	51:42.821										
21	1:54.020	32.154	44.479	37.387	262.0	53:36.841										
22	1:52.460	31.914	43.134	37.412	262.6	55:29.301										
23	1:51.852	32.031	42.787	37.034	261.3	57:21.153										
24	1:51.746	32.055	42.598	37.093	262.6	59:12.899										
25	2:08.502 B	32.014	45.323	51.165	263.9	1:01:21.401										



CLUB DIVISION BARCELONA Free Practice

Sector Analysis

— Invalidated Lap

■ Personal Best

■ Session Best

■ Crossing the pit lane

Lap	Time	Sector 1	Sector 2	Sector 3	T.Spd	Elapsed	Lap	Time	Sector 1	Sector 2	Sector 3	T.Spd	Elapsed		
95	Josh STANTON GBR							917	Jeroen KREEFT NLD						
	Huber Racing Porsche 911 GT3 Cup								Revs Motorsport Porsche 911 GT3 Cup						
1	2:55.524	1:17.640	54.714	43.170	102.9	2:55.524	1	3:00.626	1:14.848	58.580	47.198	115.4	3:00.626		
2	2:04.076	36.061	48.199	39.816	224.6	4:59.600	2	2:17.474	41.420	50.852	45.202	209.1	5:18.100		
3	1:55.308	33.361	44.212	37.735	258.2	6:54.908	3	2:05.928	35.587	47.704	42.637	252.8	7:24.028		
4	1:54.536	32.709	43.993	37.834	260.1	8:49.444	4	2:04.933	35.274	47.869	41.790	253.4	9:28.961		
5	1:53.843	32.493	43.762	37.588	261.3	10:43.287	5	2:05.813	35.470	47.791	42.552	252.3	11:34.774		
6	3:01.982	34.686	1:11.472	1:15.824	243.2	13:45.269	6	4:07.495	1:03.697	1:47.036	1:16.762	189.7	15:42.269		
7	3:47.701	1:39.676	1:27.639	40.386	59.5	17:32.970	7	2:51.670	1:19.160	49.767	42.743	59.4	18:33.939		
8	1:54.805	32.905	44.441	37.459	258.2	19:27.775	8	2:08.481	36.475	48.807	43.199	251.7	20:42.420		
9	1:54.398	32.434	44.438	37.526	262.0	21:22.173	9	2:12.990B	36.061	48.550	48.379	250.5	22:55.410		
10	1:52.403	32.079	43.182	37.142	260.7	23:14.576	10	5:43.911	4:08.728	49.974	45.209	116.2	28:39.321		
11	1:53.683	31.895	43.224	38.564	261.3	25:08.259	11	2:08.248	35.800	49.271	43.177	251.1	30:47.569		
12	1:52.382	32.136	43.053	37.193	258.2	27:00.641	12	2:05.906	35.762	48.137	42.007	252.8	32:53.475		
13	2:05.500B	33.623	44.435	47.442	249.9	29:06.141	13	2:04.590	35.133	47.733	41.724	254.6	34:58.065		
14	4:11.264B	2:41.192	43.433	46.639	175.9	33:17.405	14	2:04.301	35.117	47.575	41.609	252.3	37:02.366		
15	4:34.218	3:02.758	50.774	40.686	124.0	37:51.623	15	2:03.489	34.789	47.233	41.467	254.0	39:05.855		
16	1:56.099	34.148	44.368	37.583	253.4	39:47.722	16	2:04.156	34.876	47.601	41.679	253.4	41:10.011		
17	1:52.863	32.339	43.596	36.928	263.2	41:40.585	17	2:06.832	36.297	48.311	42.224	255.8	43:16.843		
18	1:51.038	31.883	42.545	36.610	262.6	43:31.623	18	2:13.918B	36.526	47.966	49.426	223.7	45:30.761		
19	1:51.687	31.389	42.460	37.838	262.0	45:23.310									
20	1:50.776	31.710	42.540	36.526	260.7	47:14.086									
21	1:50.439	31.545	42.580	36.314	262.6	49:04.525									
22	1:50.534	31.506	42.487	36.541	262.6	50:55.059									
23	2:01.837B	33.370	43.744	44.723	252.3	52:56.896									
24	4:08.972	2:47.541	42.995	38.436	161.8	57:05.868									
25	1:51.381	31.936	42.623	36.822	258.9	58:57.249									
26	1:50.509	31.780	42.270	36.459	260.7	1:00:47.758									
911	Luc VANDERFEESTEN BEL														
	RedAnt Racing Team Porsche 911 GT3 Cup														
1	2:52.933	1:06.939	58.902	47.092	99.6	2:52.933									
2	2:07.573	38.244	49.117	40.212	211.9	5:00.506									
3	1:58.448	34.202	45.665	38.581	255.8	6:58.954									
4	1:56.979	32.999	45.650	38.330	255.2	8:55.933									
5	1:55.389	32.893	44.081	38.415	256.4	10:51.322									
6	3:06.877B	33.281	1:18.909	1:14.687	255.8	13:58.199									
7	4:12.508	2:47.966	46.126	38.416	61.6	18:10.707									
8	1:54.591	32.614	44.064	37.913	254.0	20:05.298									
9	1:54.756	32.622	43.895	38.239	255.8	22:00.054									
10	1:55.279	32.957	44.229	38.093	254.0	23:55.333									
11	1:55.093	32.413	43.725	38.955	257.6	25:50.426									
12	1:54.752	32.882	43.963	37.907	256.4	27:45.178									
13	1:53.294	32.450	43.242	37.602	256.4	29:38.472									
14	1:53.404	32.424	43.542	37.438	257.0	31:31.876									
15	1:53.119	32.152	43.305	37.662	258.2	33:24.995									
16	2:06.343B	32.144	44.208	49.991	258.9	35:31.338									
17	5:35.420	3:54.860	56.588	43.972	101.4	41:06.758									
18	2:00.320	36.101	45.867	38.352	234.8	43:07.078									
19	1:55.215	32.343	43.361	39.511	257.6	45:02.293									
20	1:52.812	32.294	43.240	37.278	257.6	46:55.105									
21	1:52.650	32.284	43.145	37.221	258.2	48:47.755									
22	1:52.344	32.142	43.013	37.189	257.6	50:40.099									
23	1:52.814	32.015	43.159	37.640	258.2	52:32.913									
24	1:52.481	32.109	43.034	37.338	257.6	54:25.394									
25	2:08.774B	35.326	46.301	47.147	259.5	56:34.168									