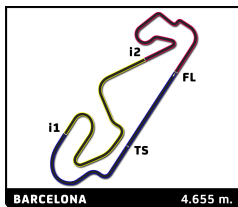


SPRINT CHALLENGE SOUTHERN EUROPE



CLUB DIVISION BARCELONA Race 1

Sector Analysis

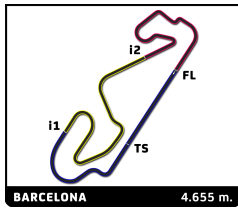
— Invalidated Lap

■ Personal Best

■ Session Best

■ Crossing the pit lane

Lap	Time	Sector 1	Sector 2	Sector 3	T.Spd	Elapsed	Lap	Time	Sector 1	Sector 2	Sector 3	T.Spd	Elapsed
5	Jocelyn LANGER DEU Fach Auto Tech Porsche 911 GT3 Cup						17	4:37.271	1:38.046	1:44.628	1:14.597	60.7	35:28.552
1	2:06.903	39.687	47.226	39.990		2:06.903							
2	2:00.189	34.301	46.105	39.783	260.7	4:07.092							
3	1:59.841	34.482	45.493	39.866	258.2	6:06.933							
4	1:59.014	34.208	45.123	39.683	258.9	8:05.947							
5	1:58.231	33.522	45.016	39.693	256.4	10:04.178							
6	1:57.494	33.305	44.736	39.453	257.6	12:01.672							
7	1:57.641	33.673	44.605	39.363	257.6	13:59.313							
8	1:57.651	33.446	44.715	39.490	257.6	15:56.964							
9	1:57.464	33.412	44.643	39.409	257.6	17:54.428							
10	1:57.364	33.190	44.861	39.313	258.2	19:51.792							
11	1:58.057	33.610	44.806	39.641	258.2	21:49.849							
12	1:58.123	33.605	45.011	39.507	257.6	23:47.972							
13	2:02.239	37.421	45.441	39.377	258.2	25:50.211							
14	1:57.133	33.442	44.526	39.165	257.6	27:47.344							
15	1:57.474	33.529	44.700	39.245	258.9	29:44.818							
16	3:30.840	33.637	1:39.224	1:17.979	258.9	33:15.658							
17	4:50.564	1:42.170	1:49.728	1:18.666	58.6	38:06.222							
6	Ernst INDERBITZIN CHE Fach Auto Tech Porsche 911 GT3 Cup						19	Joe WARHURST GBR Team Parker Racing Porsche 718 Cayman GT4 Clubsport					
1	2:12.664	42.995	48.260	41.409		2:12.664	1	2:02.417	37.839	45.789	38.789		2:02.417
2	1:59.647	35.170	45.529	38.948	258.9	4:12.311	2	1:57.054	33.769	45.032	38.253	245.4	3:59.471
3	1:59.229	34.180	45.683	39.366	257.6	6:11.540	3	1:56.906	33.473	45.126	38.307	247.1	5:56.377
4	1:58.124	33.531	45.204	39.389	258.9	8:09.664	4	1:56.737	33.454	45.176	38.107	247.1	7:53.114
5	1:59.033	33.914	45.473	39.646	256.4	10:08.697	5	1:57.003	33.594	45.039	38.370	246.5	9:50.117
6	1:58.124	33.700	45.039	39.385	257.6	12:06.821	6	1:56.573	33.317	44.907	38.349	247.7	11:46.690
7	1:57.691	33.450	44.979	39.262	258.2	14:04.512	7	1:57.729	34.201	45.154	38.374	247.1	13:44.419
8	1:58.471	33.640	45.281	39.550	258.2	16:02.983	8	1:56.337	33.426	44.723	38.188	247.1	15:40.756
9	1:57.967	33.774	44.891	39.302	257.6	18:00.950	9	1:56.483	33.146	45.090	38.247	247.7	17:37.239
10	1:57.978	33.267	45.422	39.289	258.9	19:58.928	10	1:56.303	33.198	44.933	38.172	246.5	19:33.542
11	1:57.564	33.285	44.843	39.436	258.2	21:56.492	11	1:56.405	33.279	44.989	38.137	247.1	21:29.947
12	1:59.132	33.551	45.768	39.813	259.5	23:55.624	12	1:56.619	33.324	44.864	38.431	247.7	23:26.566
13	1:58.294	33.693	45.241	39.360	257.6	25:53.918	13	1:57.005	33.430	44.930	38.645	247.1	25:23.571
14	1:58.305	33.541	45.422	39.342	258.9	27:52.223	14	1:57.702	33.685	45.306	38.711	248.2	27:21.273
15	1:59.606	33.506	45.328	40.772	259.5	29:51.829	15	1:57.338	33.506	45.256	38.576	247.1	29:18.611
18	Zac MEAKIN GBR Team Parker Racing Porsche 718 Cayman GT4 Clubsport						20	Dustin BLATTNER USA Enrico Fulgenzi Racing Porsche 911 GT3 Cup					
1	2:00.376	37.186	44.818	38.372		2:00.376	1	1:57.553	35.271	44.213	38.069		1:57.553
2	1:55.061	32.763	44.169	38.129	256.4	3:55.437	2	1:51.856	32.439	42.760	36.657	262.0	3:49.409
3	1:54.749	33.060	43.586	38.103	258.2	5:50.186	3	1:51.191	31.868	42.606	36.717	262.0	5:40.600
4	1:54.521	32.514	43.985	38.022	259.5	7:44.707	4	1:51.217	31.750	42.396	37.071	260.7	7:31.817
5	1:54.591	33.096	43.655	37.840	260.7	9:39.298	5	1:52.782	32.052	42.638	38.092	262.0	9:24.599
6	1:55.037	32.851	44.227	37.959	253.4	11:34.335	6	1:52.003	31.959	42.808	37.236	262.6	11:16.602
7	1:54.310	32.529	43.891	37.890	260.7	13:28.645	7	1:50.249	31.619	42.267	36.363	261.3	13:06.851
8	1:53.798	32.493	43.622	37.683	258.9	15:22.443	8	1:50.850	31.796	42.401	36.653	261.3	14:57.701
9	1:54.022	32.575	43.797	37.650	258.9	17:16.465	9	1:50.965	31.637	42.436	36.892	262.6	16:48.666
10	1:54.026	32.568	43.806	37.652	259.5	19:10.491	10	1:51.443	31.980	42.803	36.660	263.9	18:40.109
11	1:54.292	32.514	43.801	37.977	259.5	21:04.783	11	1:51.351	31.808	42.517	37.026	260.7	20:31.460
12	1:54.168	32.542	43.815	37.811	260.1	22:58.951	12	1:50.830	31.766	42.432	36.632	261.3	22:22.290
13	1:55.591	33.680	44.022	37.889	258.2	24:54.542	13	1:51.606	31.911	42.880	36.815	261.3	24:13.896
14	1:54.603	32.606	43.927	38.070	258.9	26:49.145	14	1:51.998	31.582	43.406	37.010	262.0	26:05.894
15	1:54.316	32.543	43.659	38.114	258.2	28:43.461	15	1:51.981	32.197	42.802	36.982	262.0	27:57.875
16	2:07.820	32.616	43.612	51.592	256.4	30:51.281	16	1:51.686	31.941	42.481	37.264	262.0	29:49.561
							17	3:27.683	31.796	1:38.486	1:17.401	261.3	33:17.244
22	Andrea BURATTI ITA Enrico Fulgenzi Racing Porsche 911 GT3 Cup						22	Andrea BURATTI ITA Enrico Fulgenzi Racing Porsche 911 GT3 Cup					
1	2:06.370	38.753	46.263	41.354		2:06.370	1	2:06.370	38.753	46.263	41.354		2:06.370
2	1:59.598	34.488	45.367	39.743	258.2	4:05.968	2	1:59.598	34.488	45.367	39.743	258.2	4:05.968
3	2:00.487	34.445	45.471	40.571	258.2	6:06.455	3	2:00.487	34.445	45.471	40.571	258.2	6:06.455
4	2:03.166	35.067	46.850	41.249	257.0	8:09.621	4	2:03.166	35.067	46.850	41.249	257.0	8:09.621
5	2:01.565	34.984	46.146	40.435	252.3	10:11.186	5	2:01.565	34.984	46.146	40.435	252.3	10:11.186
6	1:59.395	34.154	45.341	39.900	257.6	12:10.581	6	1:59.395	34.154	45.341	39.900	257.6	12:10.581
7	1:58.739	33.909	45.439	39.391	258.2	14:09.320	7	1:58.739	33.909	45.439	39.391	258.2	14:09.320
8	1:59.535	33.707	45.164	40.664	257.6	16:08.855	8	1:59.535	33.707	45.164	40.664	257.6	16:08.855
9	2:00.368	34.595	46.099	39.674	257.0	18:09.223	9	2:00.368	34.595	46.099	39.674	257.0	18:09.223
10	1:59.334	33.891	45.545	39.898	257.0	20:08.557	10	1:59.334	33.891	45.545	39.898	257.0	20:08.557
11	2:00.025	34.777	45.480	39.768	257.6	22:08.582	11	2:00.025	34.777	45.480	39.768	257.6	22:08.582
12	1:59.290	34.002	45.401	39.887	257.0	24:07.872	12	1:59.290	34.002	45.401	39.887	257.0	24:07.872
13	2:05.857	34.357	50.762	40.738	257.6	26:13.729	13	2:05.857	34.357	50.762	40.738	257.6	26:13.729



CLUB DIVISION BARCELONA Race 1

Sector Analysis

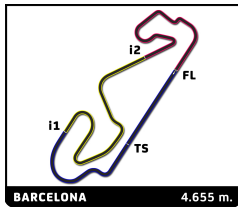
— Invalidated Lap

■ Personal Best

■ Session Best

■ Crossing the pit lane

Lap	Time	Sector 1	Sector 2	Sector 3	T.Spd	Elapsed	Lap	Time	Sector 1	Sector 2	Sector 3	T.Spd	Elapsed	
14	2:04.669	34.212	45.455	45.002	258.9	28:18.398	12	1:52.344	31.907	43.209	37.228	262.6	22:39.181	
15	2:00.410	34.500	45.686	40.224	258.2	30:18.808	13	1:51.972	31.834	42.757	37.381	261.3	24:31.153	
16	4:10.741	1:08.458	1:46.110	1:16.173	138.9	34:29.549	14	1:52.353	32.068	43.030	37.255	261.3	26:23.506	
25	Mark RADCLIFFE						15	1:52.237	32.002	42.828	37.407	262.0	28:15.743	
	Richardson Racing					Porsche 911 GT3 Cup	16	1:52.770	32.270	43.317	37.183	261.3	30:08.513	
1	1:58.744	35.964	44.500	38.280		1:58.744	17	4:02.017	58.593	1:48.433	1:14.991	256.4	34:10.530	
2	1:54.151	32.642	43.627	37.882	260.1	3:52.895	48	Thomas KANGRO						EST
3	1:53.467	32.473	43.398	37.596	260.7	5:46.362		Porsche Estonia						Porsche 911 GT3 Cup
4	1:53.553	32.361	43.405	37.787	261.3	7:39.915	1	1:54.875	34.209	43.354	37.312		1:54.875	
5	1:53.180	32.336	43.079	37.765	259.5	9:33.095	2	1:51.879	32.027	42.793	37.059	258.2	3:46.754	
6	1:53.447	32.477	43.336	37.634	260.1	11:26.542	3	1:51.545	31.799	42.755	36.991	260.1	5:38.299	
7	1:53.552	32.356	43.535	37.661	260.7	13:20.094	4	1:51.909	31.931	42.808	37.170	259.5	7:30.208	
8	1:53.005	32.192	43.062	37.751	260.7	15:13.099	5	1:51.641	31.817	42.838	36.986	259.5	9:21.849	
9	1:53.821	32.391	43.531	37.899	260.1	17:06.920	6	1:51.944	31.907	42.845	37.192	260.1	11:13.793	
10	1:53.515	32.353	43.173	37.989	259.5	19:00.435	7	1:51.361	31.662	42.650	37.049	260.1	13:05.154	
11	1:54.215	32.443	43.849	37.923	260.1	20:54.650	8	1:51.679	31.987	42.812	36.880	260.7	14:56.833	
12	1:53.452	32.274	43.315	37.863	260.1	22:48.102	9	1:51.470	31.746	42.675	37.049	261.3	16:48.303	
13	1:53.337	32.294	43.287	37.756	260.1	24:41.439	10	1:52.763	32.129	43.548	37.086	262.0	18:41.066	
14	1:53.485	32.344	43.320	37.821	260.7	26:34.924	11	1:51.492	31.654	42.754	37.084	263.2	20:32.558	
15	1:53.339	32.407	43.324	37.608	259.5	28:28.263	12	1:51.471	31.803	42.825	36.843	262.6	22:24.029	
16	1:53.746	32.396	43.516	37.834	260.7	30:22.009	13	1:51.853	31.726	43.061	37.066	263.2	24:15.882	
17	4:16.442	1:15.653	1:45.609	1:15.180	94.8	34:38.451	14	1:52.186	31.868	43.101	37.217	263.2	26:08.068	
37	Shintaro AKATSU						15	1:51.800	31.845	42.829	37.126	262.0	27:59.868	
	Enrico Fulgenzi Racing					Porsche 911 GT3 Cup	16	1:52.107	31.795	43.064	37.248	263.2	29:51.975	
1	1:59.178	36.275	44.892	38.011		1:59.178	55	Dragos BURIU						ROU
2	1:54.718	32.725	44.387	37.606	262.6	3:53.896		Q1 Trackracing						Porsche 911 GT3 Cup
3	1:55.059	32.707	44.125	38.227	261.3	5:48.955	1	2:05.013	40.133	45.874	39.006		2:05.013	
4	1:54.524	32.410	44.047	38.067	261.3	7:43.479	2	1:57.790	33.344	45.648	38.798	257.6	4:02.803	
5	1:55.382	32.172	44.384	38.826	260.7	9:38.861	3	1:56.813	33.359	45.196	38.258	258.2	5:59.616	
6	1:54.666	32.574	43.534	38.558	259.5	11:33.527	4	1:56.645	33.126	45.186	38.333	257.0	7:56.261	
7	1:53.812	32.154	43.684	37.974	258.9	13:27.339	5	1:55.757	33.024	44.692	38.041	257.6	9:52.018	
8	1:53.627	32.004	43.890	37.733	260.1	15:20.966	6	1:55.178	32.736	44.018	38.424	258.9	11:47.196	
9	1:53.906	32.192	43.309	38.405	260.7	17:14.872	7	1:54.807	32.934	44.100	37.773	259.5	13:42.003	
10	1:54.055	32.397	43.817	37.841	260.1	19:08.927	8	1:53.471	32.795	43.462	37.214	257.6	15:35.474	
11	1:54.889	32.254	43.897	38.738	260.7	21:03.816	9	1:54.813	32.930	43.675	38.208	258.2	17:30.287	
12	1:53.902	32.004	44.049	37.849	260.1	22:57.718	10	1:55.525	32.913	44.292	38.320	257.0	19:25.812	
13	2:07.769	45.666	44.230	37.873	261.3	25:05.487	11	1:54.906	32.858	44.125	37.923	257.0	21:20.718	
14	1:54.167	32.097	43.924	38.146	261.3	26:59.654	12	1:54.575	32.789	44.022	37.764	257.0	23:15.293	
15	1:54.469	32.371	43.954	38.144	260.7	28:54.123	13	2:00.048	36.404	45.581	38.063	213.2	25:15.341	
16	2:09.218	32.578	44.019	52.621	259.5	31:03.341	14	1:55.563	32.645	44.675	38.243	258.2	27:10.904	
17	4:40.571	1:39.415	1:45.587	1:15.569	60.5	35:43.912	15	1:58.420	33.590	44.465	40.365	257.0	29:09.324	
45	Michel ARFMAN						16	2:36.331	33.773	48.874	1:13.684	256.4	31:45.655	
	Team GP Elite					Porsche 911 GT3 Cup	17	4:36.148	1:36.973	1:44.955	1:14.220	60.8	36:21.803	
1	1:57.897	35.539	44.293	38.065		1:57.897	75	Jeroen PRONK						NLD
2	1:54.126	32.573	43.656	37.897	262.6	3:52.023		Team GP Elite						Porsche 718 Cayman GT4 Clubsport
3	1:52.712	32.230	43.259	37.223	260.7	5:44.735	1	2:08.677	40.884	47.442	40.351		2:08.677	
4	1:52.234	32.136	43.060	37.038	260.7	7:36.969	2	2:03.018	35.288	47.003	40.727	241.6	4:11.695	
5	1:52.243	32.038	43.009	37.196	260.1	9:29.212	3	2:03.771	35.852	47.413	40.506	237.9	6:15.466	
6	1:54.056	32.133	44.422	37.501	263.9	11:23.268	4	2:03.651	35.146	46.831	41.674	241.1	8:19.117	
7	1:52.462	32.129	42.965	37.368	263.9	13:15.730	5	2:02.121	34.971	46.609	40.541	240.0	10:21.238	
8	1:52.027	32.114	43.061	36.852	262.6	15:07.757	6	2:03.153	34.700	47.488	40.965	240.0	12:24.391	
9	1:54.669	32.325	44.921	37.423	262.6	17:02.426	7	2:01.863	35.070	46.442	40.351	240.0	14:26.254	
10	1:52.186	32.097	42.856	37.233	260.7	18:54.612	8	2:01.268	34.595	46.491	40.182	240.5	16:27.522	
11	1:52.225	32.031	43.218	36.976	260.1	20:46.837	9	2:01.912	35.071	46.862	39.979	240.5	18:29.434	



CLUB DIVISION BARCELONA Race 1

Sector Analysis

— Invalidated Lap

■ Personal Best

■ Session Best

B Crossing the pit lane

Lap	Time	Sector 1	Sector 2	Sector 3	T.Spd	Elapsed	Lap	Time	Sector 1	Sector 2	Sector 3	T.Spd	Elapsed
10	2:08.627	34.574	46.200	47.853	240.5	20:38.061	8	1:53.797	32.556	43.486	37.755	259.5	15:21.692
11	2:05.016	35.528	48.799	40.689	235.3	22:43.077	9	1:53.804	32.359	43.452	37.993	259.5	17:15.496
12	2:03.996	35.307	47.771	40.918	236.9	24:47.073	10	1:54.495	32.532	43.841	38.122	258.9	19:09.991
13	2:04.569	35.249	46.680	42.640	236.9	26:51.642	11	1:54.498	32.527	43.766	38.205	258.9	21:04.489
14	2:02.615	35.344	46.640	40.631	237.9	28:54.257	12	1:53.824	32.294	43.775	37.755	259.5	22:58.313
15	2:26.478	35.030	47.274	1:04.174	240.0	31:20.735	13	1:55.238	33.901	43.582	37.755	258.9	24:53.551
16	4:37.104	1:38.370	1:44.360	1:14.374	60.8	35:57.839	14	1:54.363	32.495	43.945	37.923	258.9	26:47.914

77 **Robert SULMA** NLD
Huber Racing Porsche 911 GT3 Cup

1	1:57.224	35.195	44.145	37.884		1:57.224
2	1:54.036	32.565	44.138	37.333	260.1	3:51.260
3	1:52.797	32.252	43.404	37.141	262.6	5:44.057
4	1:52.144	32.052	43.039	37.053	262.0	7:36.201
5	1:52.665	32.186	43.027	37.452	261.3	9:28.866
6	1:54.081	32.189	44.244	37.648	260.7	11:22.947
7	1:52.163	32.044	43.002	37.117	260.7	13:15.110
8	1:51.947	31.943	42.962	37.042	261.3	15:07.057
9	1:51.812	31.934	42.968	36.910	262.0	16:58.869
10	1:51.976	31.929	42.594	37.453	262.0	18:50.845
11	1:52.784	32.637	42.911	37.236	260.7	20:43.629
12	1:52.209	32.014	43.146	37.049	263.9	22:35.838
13	1:52.735	32.146	43.416	37.173	262.0	24:28.573
14	1:51.942	31.943	42.792	37.207	262.6	26:20.515
15	1:52.718	32.170	43.094	37.454	262.6	28:13.233
16	1:52.955	32.421	42.998	37.536	262.6	30:06.188
17	4:02.295	58.161	1:47.739	1:16.395	257.6	34:08.483

95 **Josh STANTON** GBR
Huber Racing Porsche 911 GT3 Cup

1	1:56.157	34.640	44.129	37.388		1:56.157
2	1:51.994	32.093	42.810	37.091	260.7	3:48.151
3	1:51.491	31.931	42.790	36.770	262.0	5:39.642
4	1:51.739	31.825	42.803	37.111	262.0	7:31.381
5	1:52.882	31.936	42.795	38.151	261.3	9:24.263
6	1:52.756	31.854	43.062	37.840	262.0	11:17.019
7	1:51.704	32.011	42.734	36.959	263.2	13:08.723
8	1:50.838	31.628	42.406	36.804	263.2	14:59.561
9	1:50.857	31.635	42.601	36.621	263.9	16:50.418
10	1:51.920	31.742	43.251	36.927	263.9	18:42.338
11	1:51.147	31.628	43.134	36.385	264.5	20:33.485
12	1:51.649	31.820	42.688	37.141	264.5	22:25.134
13	1:51.864	31.836	43.084	36.944	264.5	24:16.998
14	1:51.839	31.748	43.124	36.967	263.9	26:08.837
15	1:51.585	31.701	42.716	37.168	265.2	28:00.422
16	1:52.315	31.744	43.084	37.487	265.8	29:52.737
17	3:44.952	42.293	1:46.483	1:16.176	202.5	33:37.689

911 **Luc VANDERFEESTEN** BEL
RedAnt Racing Team Porsche 911 GT3 Cup

1	1:59.906	36.718	44.766	38.422		1:59.906
2	1:55.347	32.916	44.074	38.357	258.2	3:55.253
3	1:54.641	32.877	43.652	38.112	256.4	5:49.894
4	1:54.676	32.565	43.949	38.162	259.5	7:44.570
5	1:54.547	32.841	43.619	38.087	259.5	9:39.117
6	1:54.815	32.775	44.131	37.909	257.6	11:33.932
7	1:53.963	32.529	43.598	37.836	257.6	13:27.895

917 **Jeroen KREEFT** NLD
Revs Motorsport Porsche 911 GT3 Cup

1	2:12.466	42.122	48.845	41.499		2:12.466
2	2:05.511	35.245	48.354	41.912	253.4	4:17.977
3	2:03.797	34.801	47.401	41.595	253.4	6:21.774
4	2:04.408	35.255	47.690	41.463	254.0	8:26.182
5	2:04.841	35.472	47.980	41.389	252.8	10:31.023
6	2:03.783	34.885	47.495	41.403	253.4	12:34.806
7	2:05.047	35.316	47.514	42.217	254.0	14:39.853
8	2:05.284	35.330	47.571	42.383	252.3	16:45.137
9	2:09.422	37.133	48.456	43.833	252.3	18:54.559
10	2:12.172	36.316	49.374	46.482	249.9	21:06.731
11	2:06.396	35.726	48.078	42.592	252.8	23:13.127
12	2:08.276	37.091	49.060	42.125	242.1	25:21.403
13	2:07.873	35.929	49.592	42.352	252.8	27:29.276
14	2:05.886	35.382	48.203	42.301	253.4	29:35.162
15	3:11.721	35.708	1:25.908	1:10.105	251.7	32:46.883
16	4:27.445	1:31.589	1:40.260	1:15.596	63.9	37:14.328