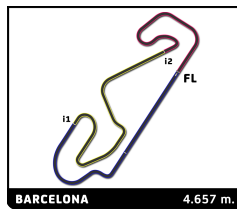


SPRINT CHALLENGE SOUTHERN EUROPE



SPORT DIVISION

PORSCHE SPRINT CHALLENGE SOUTHERN EUROPE

Private Testing 1

Sector Analysis

— Invalidated Lap

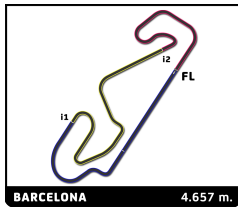
■ Personal Best

■ Session Best

■ Crossing the pit lane

Lap	Time	Sector 1	Sector 2	Sector 3	T.Spd	Elapsed	Lap	Time	Sector 1	Sector 2	Sector 3	T.Spd	Elapsed
4 Jurriaan DE BACK NLD Hans Weijs Motorsport Porsche 911 GT3 Cup							12 Senna VAN SOELEN NLD Team RaceArt Porsche 911 GT3 Cup						
1	4:58.877 B	3:16.535	57.063	45.279	83.6	4:58.877	1	2:41.616	1:07.904	55.052	38.660	113.8	2:41.616
2	9:16.820	7:50.280	50.935	35.605	158.5	14:15.697	2	1:56.553	35.182	47.068	34.303	220.1	4:38.169
3	1:58.136 B	32.465	45.439	40.232	253.4	16:13.833	3	1:51.160	32.299	44.762	34.099	255.8	6:29.329
4	5:39.378	4:17.921	46.541	34.916	175.4	21:53.211	4	1:49.058	31.819	44.191	33.048	259.5	8:18.387
5	1:55.321 B	31.877	44.210	39.234	255.2	23:48.532	5	1:54.452	33.390	45.224	35.838	232.8	10:12.839
6	7:52.520	6:35.490	44.374	32.656	182.1	31:41.052	6	1:47.261	31.379	43.514	32.368	260.1	12:00.100
7	1:46.609	31.163	43.183	32.263	259.5	33:27.661	7	1:46.522	31.227	43.239	32.056	260.7	13:46.622
8	1:52.167 B	31.055	43.316	37.796	260.7	35:19.828	8	1:47.070	30.887	43.100	33.083	262.0	15:33.692
8 Cengiz OGUZHAN TUR Team GP Elite Porsche 911 GT3 Cup							9 1:52.820 31.433 47.769 33.618 262.0 17:26.512						
1	18:17.405	...	56.105	39.538	79.5	18:17.405	10	1:46.141	31.056	43.059	32.026	261.3	19:12.653
2	2:07.912	37.618	54.206	36.088	207.5	20:25.317	11	1:45.729	30.896	43.075	31.758	262.0	20:58.382
3	1:55.451	34.230	46.613	34.608	242.1	22:20.768	12	1:45.778	30.841	43.088	31.849	263.9	22:44.160
4	1:56.951	34.303	47.547	35.101	258.2	24:17.719	13	1:45.626	30.831	42.945	31.850	262.6	24:29.786
5	1:51.878	32.466	45.708	33.704	257.0	26:09.597	14	1:45.525	30.868	42.874	31.783	262.0	26:15.311
6	1:49.567	32.000	44.484	33.083	258.2	27:59.164	15	1:54.588 B	31.129	43.190	40.269	259.5	28:09.899
7	1:49.436	31.985	44.304	33.147	259.5	29:48.600	16	3:33.254	2:17.908	43.242	32.104	183.3	31:43.153
8	1:49.474	31.825	44.428	33.221	259.5	31:38.074	17	1:45.905	30.996	43.062	31.847	260.7	33:29.058
9	1:49.189	32.033	44.102	33.054	259.5	33:27.263	18	1:47.088	32.022	43.115	31.951	262.0	35:16.146
10	2:23.277	1:02.671	46.128	34.478	212.8	35:50.540	19	1:52.702 B	31.066	43.223	38.413	260.1	37:08.848
11	1:50.168	32.258	44.584	33.326	258.2	37:40.708	20	3:24.514	2:09.058	43.231	32.225	182.1	40:33.362
12	2:04.165 B	32.108	45.714	46.343	258.2	39:44.873	21	1:45.422	30.835	42.791	31.796	260.1	42:18.784
9 Oliver GRAY GBR Ombra srl Porsche 911 GT3 Cup							22 1:45.655 30.984 42.937 31.734 260.1 44:04.439						
1	29:39.401	...	56.401	37.557	103.2	29:39.401	23	1:45.881	30.902	43.078	31.901	260.7	45:50.320
2	2:05.439	38.898	50.351	36.190	182.1	31:44.840	24	1:46.046	30.996	43.004	32.046	260.1	47:36.366
3	1:52.848	33.313	46.764	32.771	249.4	33:37.688	25	1:45.662	30.918	42.798	31.946	260.1	49:22.028
4	1:47.776	32.240	43.347	32.189	261.3	35:25.464	26	1:45.781	30.926	42.819	32.036	260.7	51:07.809
5	1:48.693	30.668	42.859	35.166	261.3	37:14.157	27	1:45.831	30.913	42.843	32.075	260.1	52:53.640
6	1:45.409	30.792	42.862	31.755	262.6	38:59.566	28	1:50.867	30.983	44.604	35.280	260.7	54:44.507
7	1:54.380 B	30.719	43.340	40.321	261.3	40:53.946	29	1:52.234 B	30.981	43.394	37.859	258.9	56:36.741
8	4:29.196	3:12.450	44.112	32.634	159.9	45:23.142	13 Alexander TAUSCHER DEU Proton Huber Competition Porsche 911 GT3 Cup						
9	1:45.612	30.786	42.811	32.015	260.7	47:08.754	1	4:51.620	3:24.724	52.169	34.727	123.5	4:51.620
10	1:45.836	30.733	43.102	32.001	262.6	48:54.590	2	1:51.427	34.007	44.249	33.171	218.8	6:43.047
11	1:45.125	30.631	42.793	31.701	262.0	50:39.715	3	1:54.825 B	31.523	43.203	40.099	253.4	8:37.872
12	1:48.935	31.583	43.571	33.781	262.0	52:28.650	4	5:20.170	3:56.425	50.199	33.546	138.0	13:58.042
13	2:06.386 B	35.619	48.821	41.946	261.3	54:35.036	5	1:49.809	33.647	43.966	32.196	224.6	15:47.851
10 Pietro ARMANNI ITA Ghinzani Arco Motorsport Porsche 911 GT3 Cup							6 1:46.351 31.146 43.279 31.926 259.5 17:34.202						
1	34:34.300	...	48.250	33.663	129.3	34:34.300	7	1:45.695	30.883	43.063	31.749	260.1	19:19.897
2	1:51.110	33.908	44.795	32.407	213.6	36:25.410	8	1:45.574	30.833	42.830	31.911	260.1	21:05.471
3	1:47.675	31.454	44.217	32.004	259.5	38:13.085	9	1:46.102	31.069	42.956	32.077	261.3	22:51.573
4	1:45.294	30.749	42.898	31.647	260.7	39:58.379	10	1:45.707	30.841	43.029	31.837	260.1	24:37.280
5	1:45.278	30.863	42.657	31.758	261.3	41:43.657	11	1:53.857 B	30.972	43.294	39.591	261.3	26:31.137
6	1:44.822	30.638	42.636	31.548	262.6	43:28.479	12	4:09.302	2:54.329	43.012	31.961	179.4	30:40.439
7	1:57.432 B	30.823	43.152	43.457	265.2	45:25.911	13	1:46.069	31.112	42.892	32.065	258.2	32:26.508
8	4:12.761	2:51.633	47.068	34.060	136.2	49:38.672	14	1:46.370	31.203	43.178	31.989	258.2	34:12.878
9	1:49.893	33.314	44.374	32.205	228.9	51:28.565	15	1:45.785	30.960	42.915	31.910	259.5	35:58.663
10	1:46.842	30.902	43.833	32.107	260.1	53:15.407	16	1:53.455 B	30.958	42.927	39.570	260.1	37:52.118
11	1:44.903	30.750	42.745	31.408	261.3	55:00.310	17	3:19.121	2:01.073	45.460	32.588	173.7	41:11.239
							18 1:47.463 32.604 43.245 31.614 222.3 42:58.702						
							19 1:44.826 30.812 42.621 31.393 259.5 44:43.528						
							20 1:44.768 30.761 42.434 31.573 258.9 46:28.296						
							21 1:44.883 30.669 42.657 31.557 260.7 48:13.179						
							22 1:44.302 30.616 42.387 31.299 260.7 49:57.481						

SPRINT CHALLENGE SOUTHERN EUROPE



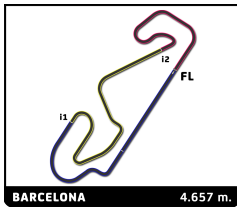
SPORT DIVISION PORSCHE SPRINT CHALLENGE SOUTHERN EUROPE Private Testing 1

Sector Analysis

— Invalidated Lap ■ Personal Best ■ Session Best B Crossing the pit lane

Lap	Time	Sector 1	Sector 2	Sector 3	T.Sp	Elapsed	Lap	Time	Sector 1	Sector 2	Sector 3	T.Sp	Elapsed
23	1:53.384 B	30.595	42.655	40.134	261.3	51:50.865	4	1:52.307	33.038	45.670	33.599	254.6	9:27.228
17 Dréke JANSSEN NLD							5	1:46.822	31.386	43.658	31.778	255.8	11:14.050
RedAnt Racing Porsche 911 GT3 Cup							6	1:45.997	30.936	43.352	31.709	260.7	13:00.047
1	2:46.464	1:15.031	53.378	38.055	116.7	2:46.464	7	2:05.222 B	32.409	48.305	44.508	262.6	15:05.269
2	2:00.105	36.761	47.335	36.009	213.6	4:46.569	8	7:02.092	5:31.211	53.518	37.363	107.1	22:07.361
3	1:49.594	31.904	44.481	33.209	257.0	6:36.163	9	1:57.551	37.905	45.608	34.038	137.1	24:04.912
4	1:47.873	31.672	44.008	32.193	260.1	8:24.036	10	1:49.144	32.075	44.494	32.575	248.2	25:54.056
5	1:47.336	31.491	43.666	32.179	261.3	10:11.372	11	1:47.300	31.236	43.848	32.216	256.4	27:41.356
6	1:46.259	31.100	43.248	31.911	261.3	11:57.631	12	1:45.840	30.762	43.174	31.904	262.0	29:27.196
7	1:46.433	31.135	43.378	31.920	262.0	13:44.064	13	1:45.137	30.592	42.722	31.823	262.6	31:12.333
8	1:52.781	31.136	43.304	38.341	262.0	15:36.845	14	2:03.751 B	32.651	47.398	43.702	226.0	33:16.084
9	1:55.957 B	31.157	43.416	41.384	262.0	17:32.802	15	6:27.615	5:05.406	48.527	33.682	126.4	39:43.699
10	4:32.224	3:16.162	43.963	32.099	156.4	22:05.026	16	1:49.350	32.413	44.363	32.574	246.0	41:33.049
11	1:46.592	31.041	43.305	32.246	262.0	23:51.618	17	1:47.964	31.775	44.341	31.848	251.1	43:21.013
12	1:46.157	31.169	43.096	31.892	261.3	25:37.775	18	1:45.543	30.902	42.847	31.794	262.0	45:06.556
13	1:46.660	31.309	43.526	31.825	260.1	27:24.435	19	1:50.106	30.708	42.767	36.631	262.0	46:56.662
14	1:47.231	31.096	43.887	32.248	260.7	29:11.666	20	1:45.316	30.693	42.789	31.834	262.6	48:41.978
15	1:49.610	32.462	44.546	32.602	260.1	31:01.276	21	1:44.618	30.526	42.663	31.429	262.0	50:26.596
16	2:00.056 B	31.535	43.990	44.531	259.5	33:01.332	22	1:45.404	30.538	42.994	31.872	262.0	52:12.000
17	7:48.355	6:20.032	51.426	36.897	113.1	40:49.687	23	1:45.223	30.753	42.864	31.606	262.0	53:57.223
18	1:52.752	35.029	45.180	32.543	163.5	42:42.439	24	1:46.536	30.715	44.077	31.744	261.3	55:43.759
19	1:56.024	34.989	48.590	32.445	201.7	44:38.463	27 Giuseppe GUIRRIERI ITA						
20	1:45.866	30.999	43.407	31.460	258.9	46:24.329	Raptor Engineering Porsche 911 GT3 Cup						
21	1:44.840	30.533	43.080	31.227	262.0	48:09.169	1	20:34.419	...	1:03.248	38.410	83.2	20:34.419
22	1:44.615	30.597	42.777	31.241	261.3	49:53.784	2	2:03.040	38.368	49.985	34.687	136.9	22:37.459
23	2:14.707 B	30.672	42.680	1:01.355	262.0	52:08.491	3	1:50.615	32.136	45.091	33.388	257.0	24:28.074
20 Fernando MONJE ESP							4	2:23.432 B	41.734	54.863	46.835	161.3	26:51.506
Martinet By Alméras Porsche 911 GT3 Cup							5	5:29.724	4:09.344	47.062	33.318	143.6	32:21.230
1	9:36.008	8:03.736	53.520	38.752	117.8	9:36.008	6	1:48.119	31.554	43.831	32.734	257.6	34:09.349
2	1:56.908	35.424	48.310	33.174	233.8	11:32.916	7	1:58.004 B	31.103	43.747	43.154	258.9	36:07.353
3	1:53.021	32.373	47.814	32.834	257.0	13:25.937	8	4:18.676	3:02.549	43.855	32.272	149.5	40:26.029
4	1:50.105	31.685	45.329	33.091	259.5	15:16.042	9	1:47.032	30.976	43.219	32.837	260.7	42:13.061
5	1:47.674	31.493	43.744	32.437	259.5	17:03.716	10	1:56.433 B	31.090	43.569	41.774	259.5	44:09.494
6	1:47.042	31.515	43.345	32.182	259.5	18:50.758	11	6:25.742	4:52.540	58.520	34.682	131.3	50:35.236
7	1:46.471	31.160	43.260	32.051	260.7	20:37.229	12	1:55.278	38.105	44.743	32.430	149.8	52:30.514
8	1:48.645	31.118	43.826	33.701	262.0	22:25.874	13	1:46.269	31.053	43.049	32.167	262.0	54:16.783
9	1:56.419 B	31.437	45.145	39.837	262.0	24:22.293	14	1:45.717	30.889	42.882	31.946	260.1	56:02.500
10	7:29.472	5:54.123	57.699	37.650	107.3	31:51.765	29 Louis ROUSSET FRA						
11	1:59.616	36.637	47.555	35.424	197.7	33:51.381	Martinet By Alméras Porsche 911 GT3 Cup						
12	1:49.738	32.346	44.833	32.559	252.8	35:41.119	1	11:48.465	...	47.892	33.624	119.7	11:48.465
13	1:46.374	31.314	43.013	32.047	260.1	37:27.493	2	1:50.344	33.026	44.387	32.931	235.3	13:38.809
14	1:45.750	31.092	42.770	31.888	259.5	39:13.243	3	1:47.478	31.598	43.398	32.482	259.5	15:26.287
15	1:45.151	30.791	42.767	31.593	262.0	40:58.394	4	1:47.265	31.443	43.696	32.126	261.3	17:13.552
16	1:45.117	30.719	42.588	31.810	261.3	42:43.511	5	1:46.939	31.225	43.366	32.348	262.6	19:00.491
17	1:57.996 B	30.914	45.093	41.989	260.7	44:41.507	6	1:46.375	31.148	43.101	32.126	261.3	20:46.866
18	5:21.730	4:05.503	44.044	32.183	135.2	50:03.237	7	1:49.264	31.096	43.883	34.285	261.3	22:36.130
19	1:55.901	30.926	45.287	39.688	260.7	51:59.138	8	1:46.350	30.998	43.240	32.112	262.0	24:22.480
20	1:45.758	30.785	42.999	31.974	261.3	53:44.896	9	1:59.995 B	31.287	45.604	43.104	262.0	26:22.475
21	1:45.739	30.869	42.979	31.891	260.1	55:30.635	10	7:52.385	6:32.463	46.838	33.084	120.7	34:14.860
21 Sacha NORDEN NLD							11	1:47.378	31.502	43.576	32.300	259.5	36:02.238
JW Raceservice Porsche 911 GT3 Cup							12	1:46.344	31.254	43.044	32.046	260.1	37:48.582
1	3:23.939	1:45.516	59.394	39.029	70.2	3:23.939	13	1:48.723	31.058	43.046	34.619	262.6	39:37.305
2	2:09.698	41.951	52.228	35.519	122.0	5:33.637	14	1:46.007	31.070	42.918	32.019	262.0	41:23.312
3	2:01.284	38.187	49.205	33.892	204.0	7:34.921	15	1:46.031	30.955	42.831	32.245	261.3	43:09.343
							16	1:45.696	30.830	42.939	31.927	262.6	44:55.039





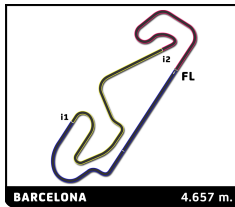
SPORT DIVISION PORSCHE SPRINT CHALLENGE SOUTHERN EUROPE Private Testing 1

Sector Analysis

— Invalidated Lap							■ Personal Best							■ Session Best							■ Crossing the pit lane																				
Lap	Time	Sector 1	Sector 2	Sector 3	T.Spd	Elapsed	Lap	Time	Sector 1	Sector 2	Sector 3	T.Spd	Elapsed	Lap	Time	Sector 1	Sector 2	Sector 3	T.Spd	Elapsed	Lap	Time	Sector 1	Sector 2	Sector 3	T.Spd	Elapsed														
17	1:53.358B	30.898	42.891	39.569	260.7	46:48.397	24	1:45.810	30.895	42.930	31.985	263.2	51:45.506	25	1:45.655	30.689	43.051	31.915	262.0	53:31.161	26	2:11.321B	30.747	55.289	45.285	262.6	55:42.482														
18	4:29.203	3:13.555	43.455	32.193	184.6	51:17.600	47 Alexander REIMANN EST																																		
19	1:45.843	30.835	42.904	32.104	260.1	53:03.443	EST1 Racing Porsche 911 GT3 Cup																																		
20	1:45.879	30.845	42.932	32.102	261.3	54:49.322	1	2:19.142	50.027	52.512	36.603	119.7	2:19.142	2	1:57.134	33.758	46.520	36.856	242.1	4:16.276	3	1:48.677	31.888	44.230	32.559	260.7	6:04.953														
21	1:50.310	30.996	42.797	36.517	260.7	56:39.632	4	1:49.416	31.428	44.601	33.387	262.0	7:54.369	5	1:47.197	31.246	43.677	32.274	262.6	9:41.566	6	1:47.341	31.304	43.784	32.253	264.5	11:28.907														
31 Sebastian FREYMUTH DEU																												7	1:46.746	31.165	43.415	32.166	263.9	13:15.653	8	1:54.532B	31.402	44.427	38.703	263.9	15:10.185
Proton Huber Competition Porsche 911 GT3 Cup																												9	19:25.653B	...	51.271	41.654	102.4	34:35.838	10	2:31.280	1:07.749	50.186	33.345	179.7	37:07.118
1	5:19.818	3:56.444	49.335	34.039	147.7	5:19.818	11	1:47.132	31.691	43.498	31.943	258.2	38:54.250	12	1:45.401	30.745	43.125	31.531	261.3	40:39.651																					
2	1:50.452	33.583	44.591	32.278	212.8	7:10.270	13	1:44.669	30.798	42.549	31.322	262.0	42:24.320	14	1:51.565B	30.763	43.035	37.767	264.5	44:15.885																					
3	2:33.135B	54.943	55.084	43.108	259.5	9:43.405	48 Thomas KANGRO EST																																		
4	4:23.048	2:59.938	48.645	34.465	166.0	14:06.453	Porsche Estonia Porsche 911 GT3 Cup																																		
5	1:50.345	33.147	44.801	32.397	216.1	15:56.798	1	2:42.227	1:11.708	53.619	36.900	113.1	2:42.227	2	1:56.464	35.149	47.109	34.206	214.0	4:38.691																					
6	1:48.162	32.409	43.742	32.011	259.5	17:44.960	3	1:51.155	32.401	44.964	33.790	255.2	6:29.846	4	1:49.018	31.970	44.211	32.837	261.3	8:18.864																					
7	1:46.138	31.207	43.178	31.753	263.2	19:31.098	5	1:48.270	31.858	43.846	32.566	251.7	10:07.134	6	1:47.908	31.920	43.648	32.340	261.3	11:55.042																					
8	2:06.098B	34.875	48.425	42.798	262.0	21:37.196	7	1:52.938	31.191	43.454	38.293	261.3	13:47.980	8	1:47.438	31.146	43.427	32.865	262.6	15:35.418																					
9	5:00.831	3:37.207	50.220	33.404	127.0	26:38.027	9	1:47.160	31.153	43.587	32.420	262.6	17:22.578	10	1:47.055	31.249	43.491	32.315	260.1	19:09.633																					
10	1:50.396	33.478	44.779	32.139	209.9	28:28.423	11	1:46.920	31.208	43.414	32.298	260.1	20:56.553	12	2:00.115B	31.027	45.971	43.117	262.0	22:56.668																					
11	1:47.720	32.035	43.549	32.136	243.2	30:16.143	13	18:07.057	...	52.115	33.905	127.9	41:03.725	14	1:51.241	32.906	45.319	33.016	242.1	42:54.966																					
12	1:46.297	31.114	43.334	31.849	261.3	32:02.440	15	1:50.251	31.649	46.013	32.589	252.3	44:45.217	16	1:46.841	30.928	43.648	32.265	259.5	46:32.058																					
13	1:46.190	31.029	43.111	32.050	261.3	33:48.630	17	1:46.332	30.741	43.545	32.046	258.9	48:18.390	18	1:46.635	31.005	43.453	32.177	260.7	50:05.025																					
14	1:45.584	30.812	42.922	31.850	262.0	35:34.214	19	1:46.414	30.836	43.257	32.321	262.0	51:51.439	20	1:46.872	30.884	43.600	32.388	260.1	53:38.311																					
15	1:45.512	30.890	42.697	31.925	262.6	37:19.726	21	1:46.238	30.951	43.249	32.038	260.1	55:24.549	52 Angus WHITESIDE GBR																											
16	1:45.947	30.981	43.111	31.855	260.7	39:05.673	VELOSO MOTORSPORT Porsche 911 GT3 Cup																																		
17	1:45.703	30.993	42.777	31.933	262.0	40:51.376	1	3:08.364	1:38.305	52.263	37.796	122.0	3:08.364	2	2:04.798	38.176	50.239	36.383	217.9	5:13.162																					
18	1:45.426	30.911	42.847	31.668	262.6	42:36.802	3	2:03.235	37.784	49.658	35.793	183.0	7:16.397	4	2:12.328	39.562	54.349	38.417	192.8	9:28.725																					
19	1:51.858B	30.790	43.208	37.860	262.0	44:28.660	5	1:53.873	35.575	45.824	32.474	167.3	11:22.598	6	1:48.584	31.258	44.934	32.392	262.0	13:11.182																					
20	6:18.525	5:02.715	43.668	32.142	184.3	50:47.185	7	2:22.575B	31.057	1:05.149	46.369	261.3	15:33.757	8	5:34.880	4:00.957	59.291	34.632	166.5	21:08.637																					
21	1:46.581	31.253	43.031	32.297	259.5	52:33.766	9	1:50.841	33.562	45.030	32.249	227.9	22:59.478	10	1:47.238	31.217	43.882	32.139	257.6	24:46.716																					
22	1:47.241	31.513	43.410	32.318	261.3	54:21.007																																			
23	1:52.865B	31.170	43.729	37.966	260.7	56:13.872																																			
32 Robin KNUTSSON SWE																																									
WestCoast Racing Porsche 911 GT3 Cup																																									
1	2:15.829	52.824	47.938	35.067	119.5	2:15.829																																			
2	1:52.834	33.888	45.547	33.399	230.8	4:08.663																																			
3	1:48.443	32.063	44.101	32.279	257.0	5:57.106																																			
4	1:47.536	31.685	43.421	32.430	258.2	7:44.642																																			
5	1:46.444	31.282	43.191	31.971	262.0	9:31.086																																			
6	1:46.432	31.215	43.400	31.817	262.0	11:17.518																																			
7	1:45.572	30.913	42.997	31.662	262.6	13:03.090																																			
8	1:45.982	30.977	43.131	31.874	263.2	14:49.072																																			
9	2:06.739B	30.703	53.945	42.091	262.6	16:55.811																																			
10	4:54.775	3:34.807	46.159	33.809	150.2	21:50.586																																			
11	1:50.551	32.097	45.573	32.881	257.0	23:41.137																																			
12	1:47.231	31.480	43.776	31.975	258.9	25:28.368																																			
13	1:46.226	30.834	43.450	31.942	260.7	27:14.594																																			
14	1:45.832	30.935	42.916	31.981	263.9	29:00.426																																			
15	1:45.858	30.810	43.163	31.885	262.0	30:46.284																																			
16	1:44.998	30.679	42.520	31.799	262.6	32:31.282																																			
17	1:45.304	30.902	42.734	31.668	262.6	34:16.586																																			
18	1:48.474	30.790	42.894	34.790	264.5	36:05.060																																			
19	1:47.790	32.775	43.239	31.776	264.5	37:52.850																																			
20	1:55.847B	30.923	43.147	41.777	263.2	39:48.697																																			
21	6:37.749	5:22.389	43.241	32.119	175.9	46:26.446																																			
22	1:47.550	30.773	44.844	31.933	262.0	48:13.996																																			
23	1:45.700	31.183	42.853	31.664	263.2	49:59.696																																			



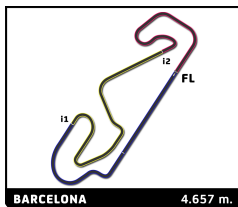
SPRINT CHALLENGE SOUTHERN EUROPE



SPORT DIVISION PORSCHE SPRINT CHALLENGE SOUTHERN EUROPE Private Testing 1

Sector Analysis

Lap	Time	Sector 1	Sector 2	Sector 3	T.Spd	Elapsed	Lap	Time	Sector 1	Sector 2	Sector 3	T.Spd	Elapsed
11	1:46.169	30.795	43.538	31.836	261.3	26:32.885	1	2:34.194	1:01.510	55.140	37.544	122.7	2:34.194
12	1:45.414	30.810	42.946	31.658	262.0	28:18.299	2	2:05.559	41.639	49.773	34.147	158.0	4:39.753
13	1:45.240	30.748	42.882	31.610	263.2	30:03.539	3	2:00.212	32.733	45.112	42.367	258.2	6:39.965
14	1:45.334	30.676	42.859	31.799	262.0	31:48.873	4	1:52.003	32.421	45.653	33.929	257.0	8:31.968
15	1:59.597 B	31.042	42.900	45.655	261.3	33:48.470	5	1:52.828	32.741	46.442	33.645	257.6	10:24.796
16	3:58.865	2:42.247	43.290	33.328	181.8	37:47.335	6	1:50.107	31.932	45.000	33.175	258.2	12:14.903
17	1:45.980	30.843	42.996	32.141	259.5	39:33.315	7	1:49.481	32.030	44.400	33.051	257.6	14:04.384
18	1:47.598	30.863	44.399	32.336	260.7	41:20.913	8	1:48.838	31.723	44.584	32.531	258.9	15:53.222
19	1:45.684	30.710	42.876	32.098	260.1	43:06.597	9	1:49.145	31.403	43.936	33.806	260.1	17:42.367
20	1:58.602 B	30.970	43.078	44.554	260.7	45:05.199	10	1:48.264	31.456	44.102	32.706	259.5	19:30.631
55 Sid SMITH GBR Team Parker Racing Porsche 911 GT3 Cup							11 1:51.201 33.571 44.300 33.330 243.2 21:21.832						
1 15:22.278 ... 1:00.551 37.746 80.1 15:22.278							12 1:59.215 B 31.901 44.217 43.097 255.2 23:21.047						
2 1:57.482 36.699 47.984 32.799 245.4 17:19.760							13 4:11.857 2:53.423 44.795 33.639 181.2 27:32.904						
3 1:56.059 31.460 49.604 34.995 256.4 19:15.819							14 1:48.923 32.058 44.148 32.717 255.2 29:21.827						
4 1:45.702 30.941 43.292 31.469 260.7 21:01.521							15 1:47.877 31.605 43.761 32.511 257.6 31:09.704						
5 1:52.844 32.778 47.478 32.588 263.2 22:54.365							16 1:47.448 31.413 43.766 32.269 257.0 32:57.152						
6 1:45.004 30.785 42.733 31.486 262.6 24:39.369							17 1:47.616 31.446 43.864 32.306 257.0 34:44.768						
7 1:45.135 30.516 42.920 31.699 264.5 26:24.504							18 1:47.156 31.176 43.637 32.343 258.9 36:31.924						
8 1:45.096 30.723 42.703 31.670 260.1 28:09.600							19 1:47.267 31.219 43.738 32.310 258.2 38:19.191						
9 1:56.735 B 31.753 43.585 41.397 260.7 30:06.335							20 1:47.703 31.537 43.921 32.245 258.2 40:06.894						
10 5:45.976 4:08.082 59.022 38.872 81.2 35:52.311							21 1:47.077 31.238 43.659 32.180 258.9 41:53.971						
11 2:06.767 37.645 55.023 34.099 193.8 37:59.078							22 1:46.714 31.232 43.259 32.223 257.6 43:40.685						
12 2:02.306 33.872 51.175 37.259 254.0 40:01.384							23 1:46.805 31.157 43.564 32.084 260.1 45:27.490						
13 1:56.943 35.723 48.550 32.670 190.7 41:58.327							24 1:59.014 B 31.092 44.216 43.706 259.5 47:26.504						
14 1:48.233 31.694 44.302 32.237 258.2 43:46.560							25 4:14.832 2:58.718 43.694 32.420 180.9 51:41.336						
15 1:44.547 30.442 42.470 31.635 262.6 45:31.107							26 1:47.380 31.338 43.268 32.774 255.2 53:28.716						
16 1:44.350 30.277 42.224 31.849 263.2 47:15.457							27 1:46.713 31.349 43.114 32.250 257.6 55:15.429						
17 1:43.965 30.281 42.351 31.333 263.2 48:59.422							78 Ariel LEVI ISR Team GP Elite Porsche 911 GT3 Cup						
18 2:00.666 B 30.673 48.181 41.812 263.9 51:00.088							1 2:40.740 1:10.941 53.323 36.476 114.1 2:40.740						
72 Kas HAVERKORT NLD Team GP Elite Porsche 911 GT3 Cup							2 1:56.595 34.639 47.311 34.645 238.4 4:37.335						
1 2:39.427 1:10.734 52.033 36.660 119.9 2:39.427							3 1:46.842 31.425 43.800 31.617 251.7 6:24.177						
2 1:56.517 35.172 47.224 34.121 252.3 4:35.944							4 1:45.080 30.687 42.753 31.640 262.6 8:09.257						
3 1:51.456 32.403 46.019 33.034 248.2 6:27.400							5 1:44.694 30.577 42.763 31.354 262.0 9:53.951						
4 1:46.610 31.498 43.277 31.835 260.7 8:14.010							6 1:44.673 30.525 42.614 31.534 263.2 11:38.624						
5 1:46.094 31.183 42.987 31.924 262.0 10:00.104							7 1:53.684 B 30.822 42.572 40.290 261.3 13:32.308						
6 1:45.783 30.891 43.151 31.741 262.0 11:45.887							8 4:55.627 3:41.038 43.009 31.580 154.9 18:27.935						
7 1:47.511 30.919 43.083 33.509 262.0 13:33.398							9 1:45.445 30.787 42.977 31.681 261.3 20:13.380						
8 1:54.573 B 30.888 43.785 39.900 261.3 15:27.971							10 1:45.311 30.860 42.827 31.624 263.2 21:58.691						
9 4:33.309 3:08.785 49.275 35.249 160.6 20:01.280							11 1:53.253 B 30.729 42.653 39.871 264.5 23:51.944						
10 1:50.975 32.698 44.916 33.361 251.7 21:52.255							12 17:40.305 ... 52.266 34.466 121.7 41:32.249						
11 1:46.677 31.392 43.231 32.054 258.2 23:38.932							13 2:01.112 33.604 51.259 36.249 250.5 43:33.361						
12 1:44.972 30.787 42.630 31.555 262.6 25:23.904							14 1:55.963 30.697 42.648 42.618 261.3 45:29.324						
13 1:44.686 30.547 42.457 31.682 263.2 27:08.590							15 1:44.005 30.338 42.303 31.364 262.6 47:13.329						
14 1:53.879 B 31.077 43.942 38.860 258.9 29:02.469							16 1:43.993 30.442 42.253 31.298 262.6 48:57.322						
15 17:35.154 ... 49.675 39.707 165.7 46:37.623							17 1:53.091 B 30.786 44.953 37.352 263.9 50:50.413						
16 1:49.893 32.771 44.950 32.172 258.9 48:27.516							84 Marco GILLTRAP NZE Team GP Elite Porsche 911 GT3 Cup						
17 1:45.172 30.789 42.719 31.664 260.1 50:12.688							1 2:29.686 1:02.675 52.344 34.667 118.9 2:29.686						
18 1:45.046 30.732 42.526 31.788 260.7 51:57.734							2 1:50.122 33.064 44.517 32.541 257.0 4:19.808						
19 1:44.469 30.511 42.391 31.567 261.3 53:42.203							3 1:47.119 31.381 43.557 32.181 258.2 6:06.927						
20 1:53.449 B 30.597 42.799 40.053 260.7 55:35.652							4 1:45.583 30.850 42.975 31.758 262.6 7:52.510						
77 Jules GROUWELS NLD Team RaceArt Porsche 911 GT3 Cup							5 1:45.499 30.766 42.873 31.860 262.0 9:38.009						
1 2:29.686 1:02.675 52.344 34.667 118.9 2:29.686							6 1:45.732 31.009 43.006 31.717 262.6 11:23.741						
2 1:50.122 33.064 44.517 32.541 257.0 4:19.808							7 1:55.835 B 30.862 43.010 41.963 264.5 13:19.576						
3 1:47.119 31.381 43.557 32.181 258.2 6:06.927													
4 1:45.583 30.850 42.975 31.758 262.6 7:52.510													
5 1:45.499 30.766 42.873 31.860 262.0 9:38.009													
6 1:45.732 31.009 43.006 31.717 262.6 11:23.741													
7 1:55.835 B 30.862 43.010 41.963 264.5 13:19.576													



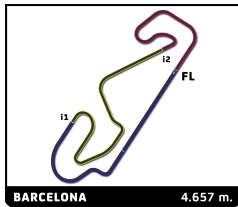
SPORT DIVISION PORSCHE SPRINT CHALLENGE SOUTHERN EUROPE Private Testing 1

Sector Analysis

_ Invalidated Lap							■ Personal Best		■ Session Best		■ Crossing the pit lane			
Lap	Time	Sector 1	Sector 2	Sector 3	T.Spd	Elapsed	Lap	Time	Sector 1	Sector 2	Sector 3	T.Spd	Elapsed	
8	5:10.055	3:54.763	43.570	31.722	159.9	18:29.631	16	2:00.308B	31.151	43.624	45.533	260.7	36:23.047	
9	1:45.892	30.833	43.306	31.753	263.2	20:15.523	17	5:11.965	3:55.301	44.339	32.325	141.7	41:35.012	
10	1:46.459	30.838	42.891	32.730	262.6	22:01.982	18	1:47.421	31.198	43.830	32.393	260.7	43:22.433	
11	1:56.830B	31.033	43.690	42.107	261.3	23:58.812	19	1:46.942	31.004	43.757	32.181	262.6	45:09.375	
12	16:25.937	...	49.879	35.172	115.3	40:24.749	20	1:45.820	30.795	42.970	32.055	262.0	46:55.195	
13	1:57.535	35.353	49.155	33.027	163.7	42:22.284	21	1:48.811	33.285	43.367	32.159	262.0	48:44.006	
14	1:52.729	31.953	45.842	34.934	255.2	44:15.013	22	1:59.420B	30.749	43.423	45.248	262.6	50:43.426	
15	1:45.630	30.855	43.122	31.653	260.7	46:00.643								
16	1:44.389	30.570	42.504	31.315	260.7	47:45.032								
17	1:44.531	30.487	42.693	31.351	262.0	49:29.563								
18	2:00.718B	31.472	46.451	42.795	261.3	51:30.281								
88 Horst Felix FELBERMAYR AUT Proton Huber Competition Porsche 911 GT3 Cup							99 Jef MACHIELS BEL Belgium Racing Porsche 911 GT3 Cup							
1	4:54.149	3:27.584	51.649	34.916	122.8	4:54.149	1	2:26.074	54.692	53.873	37.509	112.2	2:26.074	
2	1:51.781	34.718	44.425	32.638	187.8	6:45.930	2	1:59.319	35.174	49.114	35.031	228.4	4:25.393	
3	1:47.624	31.686	43.609	32.329	261.3	8:33.554	3	1:54.374	34.183	46.141	34.050	248.8	6:19.767	
4	1:46.381	30.879	43.451	32.051	261.3	10:19.935	4	1:51.343	32.263	44.791	34.289	253.4	8:11.110	
5	1:46.137	31.108	43.141	31.888	261.3	12:06.072	5	1:49.940	32.110	44.528	33.302	258.2	10:01.050	
6	1:45.598	30.709	43.034	31.855	262.0	13:51.670	6	1:48.002	31.700	43.764	32.538	259.5	11:49.052	
7	1:46.110	30.790	43.212	32.108	263.2	15:37.780	7	1:47.213	31.378	43.691	32.144	256.4	13:36.265	
8	1:56.218B	30.761	43.840	41.617	263.9	17:33.998	8	1:47.450	31.357	43.503	32.590	262.0	15:23.715	
9	4:05.892	2:50.511	43.633	31.748	178.8	21:39.890	9	1:46.633	31.126	43.093	32.414	261.3	17:10.348	
10	1:45.810	30.862	43.105	31.843	260.1	23:25.700	10	1:54.673B	31.546	43.545	39.582	260.7	19:05.021	
11	1:45.977	30.849	43.187	31.941	262.6	25:11.677	11	5:29.987	4:06.347	48.700	34.940	85.7	24:35.008	
12	1:45.712	30.769	42.992	31.951	260.1	26:57.389	12	1:53.663	32.148	48.286	33.229	258.2	26:28.671	
13	1:45.937	30.865	42.923	32.149	260.7	28:43.326	13	1:47.994	31.897	43.698	32.399	258.9	28:16.665	
14	1:53.418B	30.977	43.133	39.308	259.5	30:36.744	14	1:48.570	31.262	44.974	32.334	260.1	30:05.235	
15	10:49.447	9:25.832	49.234	34.381	117.7	41:26.191	15	1:51.565	31.255	43.292	37.018	260.7	31:56.800	
16	1:51.022	34.925	43.929	32.168	184.0	43:17.213	16	1:47.927	31.508	43.692	32.727	260.1	33:44.727	
17	1:45.946	30.939	43.091	31.916	255.2	45:03.159	17	1:48.233	31.829	43.836	32.568	258.9	35:32.960	
18	1:45.409	30.569	43.196	31.644	260.7	46:48.568	18	1:48.859	31.467	44.648	32.744	258.9	37:21.819	
19	1:44.858	30.662	42.478	31.718	258.9	48:33.426	19	1:47.387	31.737	43.367	32.283	260.7	39:09.206	
20	1:45.080	30.670	42.757	31.653	262.0	50:18.506	20	1:53.133B	31.309	43.544	38.280	260.1	41:02.339	
21	1:54.185B	31.115	43.519	39.551	262.6	52:12.691	21	5:16.559	3:59.622	44.096	32.841	184.3	46:18.898	
94 Mathys JAUBERT FRA Martinet By Alméras Porsche 911 GT3 Cup							123 Henri TUOMAALA FIN Porsche Estonia Porsche 911 GT3 Cup							
1	5:07.560B	3:29.063	51.941	46.556	125.4	5:07.560	1	2:49.502	1:16.855	55.321	37.326	108.0	2:49.502	
95 Josh STANTON GBR Proton Huber Competition Porsche 911 GT3 Cup							2	2:01.540	37.512	47.591	36.437	211.1	4:51.042	
1	6:43.709	5:04.681	1:00.473	38.555	86.7	6:43.709	3	1:54.034	32.765	47.774	33.495	252.3	6:45.076	
2	1:58.150	37.447	46.579	34.124	144.4	8:41.859	4	1:49.488	32.121	44.927	32.440	251.7	8:34.564	
3	1:51.886	32.887	45.794	33.205	256.4	10:33.745	5	1:47.805	31.114	44.456	32.235	260.7	10:22.369	
4	1:49.775	31.787	45.180	32.808	258.9	12:23.520	6	1:46.096	31.012	43.346	31.738	262.0	12:08.465	
5	1:49.960	31.693	45.321	32.946	260.1	14:13.480	7	1:46.060	31.130	43.102	31.828	262.0	13:54.525	
6	1:47.922	31.352	44.153	32.417	262.0	16:01.402	8	1:45.911	31.005	42.867	32.039	260.7	15:40.436	
7	1:46.935	31.130	43.560	32.245	263.2	17:48.337	9	2:04.633B	31.718	45.046	47.869	263.2	17:45.069	
8	1:48.598	31.109	43.862	33.627	262.6	19:36.935								
9	1:59.554B	31.949	44.038	43.567	258.9	21:36.489								
10	3:44.411	2:27.588	44.037	32.786	177.4	25:20.900								
11	1:50.395	31.414	46.654	32.327	260.1	27:11.295								
12	1:50.868	31.190	44.273	35.405	261.3	29:02.163								
13	1:46.710	31.122	43.397	32.191	262.0	30:48.873								
14	1:46.314	30.970	43.096	32.248	262.6	32:35.187								
15	1:47.552	30.998	43.991	32.563	261.3	34:22.739								
911 Gian Luca TÜCCAROGLU ITA HP Racing Team (a-workx) Porsche 911 GT3 Cup							1	2:18.270	48.220	53.103	36.947	117.9	2:18.270	
2	1:52.680	33.156	46.495	33.029	241.6	4:10.950	2	1:52.680	33.156	46.495	33.029	241.6	4:10.950	
3	1:48.427	31.687	43.917	32.823	255.2	5:59.377	3	1:48.427	31.687	43.917	32.823	255.2	5:59.377	
4	1:47.348	31.297	43.655	32.396	258.9	7:46.725	4	1:47.348	31.297	43.655	32.396	258.9	7:46.725	
5	1:47.652	31.340	43.495	32.817	260.1	9:34.377	5	1:47.652	31.340	43.495	32.817	260.1	9:34.377	
6	1:46.530	31.071	43.374	32.085	260.1	11:20.907	6	1:46.530	31.071	43.374	32.085	260.1	11:20.907	
7	1:59.427B	31.114	43.189	45.124	261.3	13:20.334	7	1:59.427B	31.114	43.189	45.124	261.3	13:20.334	
8	4:34.790	3:18.910	43.536	32.344	182.1	17:55.124	8	4:34.790	3:18.910	43.536	32.344	182.1	17:55.124	
9	1:46.748	31.096	43.485	32.167	261.3	19:41.872	9	1:46.748	31.096	43.485	32.167	261.3	19:41.872	



SPRINT CHALLENGE SOUTHERN EUROPE



SPORT DIVISION PORSCHE SPRINT CHALLENGE SOUTHERN EUROPE Private Testing 1

Sector Analysis

— Invalidated Lap ■ Personal Best ■ Session Best B Crossing the pit lane

Lap	Time	Sector 1	Sector 2	Sector 3	T.Spd	Elapsed	Lap	Time	Sector 1	Sector 2	Sector 3	T.Spd	Elapsed
10	1:46.772	31.122	43.387	32.263	260.7	21:28.644							
11	1:46.215	31.074	43.078	32.063	261.3	23:14.859							
12	2:05.810 B	30.900	43.110	51.800	260.7	25:20.669							
13	12:42.548	...	44.021	32.455	177.9	38:03.217							
14	1:48.344	31.259	44.198	32.887	258.9	39:51.561							
15	1:47.530	31.164	43.950	32.416	258.2	41:39.091							
16	1:47.747	30.962	44.100	32.685	260.1	43:26.838							
17	1:49.051	31.157	44.687	33.207	259.5	45:15.889							
18	1:47.082	31.084	43.384	32.614	258.2	47:02.971							
19	1:46.567	31.054	43.209	32.304	259.5	48:49.538							
20	1:47.219	31.149	43.530	32.540	260.1	50:36.757							
21	1:55.217 B	32.022	44.301	38.894	258.9	52:31.974							

998	Jan SEYFFERT	DEU				
	HP Racing Team (a-workx)	Porsche 911 GT3 Cup				
1	2:46.141	1:12.065	55.552	38.524	104.1	2:46.141
2	1:58.656	35.699	48.459	34.498	219.6	4:44.797
3	1:54.296	32.436	45.408	36.452	242.7	6:39.093
4	1:49.540	30.884	43.357	35.299	262.6	8:28.633
5	2:10.961	31.275	42.925	56.761	262.0	10:39.594
6	1:45.609	30.937	43.022	31.650	260.1	12:25.203
7	1:47.033	30.837	43.196	33.000	262.6	14:12.236
8	1:45.318	30.645	42.887	31.786	263.2	15:57.554
9	1:52.468 B	31.247	43.033	38.188	265.8	17:50.022
10	6:53.239	5:19.700	57.593	35.946	102.3	24:43.261
11	1:53.036	33.211	46.323	33.502	230.3	26:36.297
12	1:47.761	31.845	44.232	31.684	247.1	28:24.058
13	1:44.425	30.545	42.584	31.296	262.0	30:08.483
14	1:44.765	30.466	42.424	31.875	263.9	31:53.248
15	1:56.622 B	30.498	42.458	43.666	262.6	33:49.870