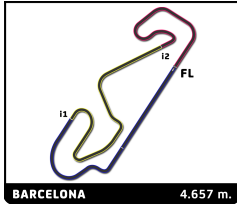


SPRINT CHALLENGE SOUTHERN EUROPE

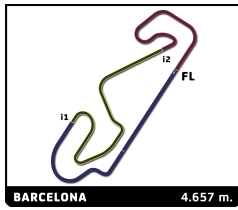


SPORT DIVISION PORSCHE SPRINT CHALLENGE SOUTHERN EUROPE Private Testing 2

Sector Analysis

Invalidated Lap							Personal Best							Session Best							Crossing the pit lane								
Lap	Time	Sector 1	Sector 2	Sector 3	T.Sp	Elapsed	Lap	Time	Sector 1	Sector 2	Sector 3	T.Sp	Elapsed	Lap	Time	Sector 1	Sector 2	Sector 3	T.Sp	Elapsed									
4	Jurriaan DE BACK	NLD						23	1:50.379	30.258	42.203	37.918	265.2	54:19.110	24	2:08.192	B	38.903	46.096	43.193	195.5	56:27.302							
Hans Weijis Motorsport Porsche 911 GT3 Cup							10 Pietro ARMANNI							ITA															
1	21:28.141	...	55.451	37.301	129.3	21:28.141	Ghinzani Arco Motorsport Porsche 911 GT3 Cup							1	17:30.304	...	57.089	37.771	99.7	17:30.304									
2	1:49.858	32.173	45.325	32.360	258.2	23:17.999	2	2:06.091	37.816	51.415	36.860	205.1	19:36.395	2	2:06.091	37.816	51.415	36.860	205.1	19:36.395									
3	1:46.296	31.155	43.214	31.927	263.9	25:04.295	3	1:58.477	35.751	48.806	33.920	216.1	21:34.872	3	1:58.477	35.751	48.806	33.920	216.1	21:34.872									
4	1:45.403	30.663	42.715	32.025	264.5	26:49.698	4	1:57.042	33.428	46.614	37.000	262.6	23:31.914	4	1:57.042	33.428	46.614	37.000	262.6	23:31.914									
5	1:53.775	B	31.087	43.011	39.677	28:43.473	5	1:44.398	30.704	42.478	31.216	262.0	25:16.312	5	1:44.398	30.704	42.478	31.216	262.0	25:16.312									
6	7:16.081	5:43.479	57.183	35.419	94.8	35:59.554	6	1:44.122	30.362	42.282	31.478	265.8	27:00.434	6	1:44.122	30.362	42.282	31.478	265.8	27:00.434									
7	1:53.335	33.575	45.683	34.077	233.3	37:52.889	7	1:51.580	B	30.349	43.243	37.988	265.2	28:52.014	7	1:51.580	B	30.349	43.243	37.988	265.2	28:52.014							
8	1:59.867	B	31.186	45.569	43.112	257.6	39:52.756	12 Senna VAN SOELEN							NLD														
9	5:35.627	4:19.805	43.789	32.033	130.7	45:28.383	Team RaceArt Porsche 911 GT3 Cup							1	2:31.262	56.574	57.089	37.599	104.0	2:31.262									
10	1:47.709	31.101	42.952	33.656	262.0	47:16.092	2	1:58.329	38.278	45.920	34.131	134.2	4:29.591	2	1:58.329	38.278	45.920	34.131	134.2	4:29.591									
11	1:45.627	30.942	42.786	31.899	262.0	49:01.719	3	1:54.957	34.663	47.771	32.523	211.9	6:24.548	3	1:54.957	34.663	47.771	32.523	211.9	6:24.548									
12	1:45.154	30.747	42.670	31.737	262.0	50:46.873	4	1:46.844	31.234	43.684	31.926	260.1	8:11.392	4	1:46.844	31.234	43.684	31.926	260.1	8:11.392									
13	1:45.246	30.825	42.615	31.806	263.2	52:32.119	5	1:45.179	30.769	42.916	31.494	261.3	9:56.571	5	1:45.179	30.769	42.916	31.494	261.3	9:56.571									
14	1:58.782	B	32.194	45.524	41.064	263.9	54:30.901	6	1:45.113	30.761	43.051	31.301	260.7	11:41.684	6	1:45.113	30.761	43.051	31.301	260.7	11:41.684								
8 Cengiz OGUZHAN							TUR							7	1:44.622	30.862	42.373	31.387	261.3	13:26.306	7	1:44.622	30.862	42.373	31.387	261.3	13:26.306		
Team GP Elite Porsche 911 GT3 Cup							8	1:51.657	30.582	42.413	38.662	262.6	15:17.963	8	1:51.657	30.582	42.413	38.662	262.6	15:17.963	8	1:51.657	30.582	42.413	38.662	262.6	15:17.963		
1	17:23.574	...	57.704	40.977	82.9	17:23.574	9	2:01.945	B	35.725	46.185	40.035	226.0	17:19.908	9	2:01.945	B	35.725	46.185	40.035	226.0	17:19.908							
2	2:03.083	39.543	47.684	35.856	176.5	19:26.657	10	4:28.960	3:12.495	44.382	32.083	182.7	21:48.868	10	4:28.960	3:12.495	44.382	32.083	182.7	21:48.868									
3	1:57.025	35.526	46.037	35.462	220.1	21:23.682	11	1:48.785	30.835	42.929	35.021	262.6	23:37.653	11	1:48.785	30.835	42.929	35.021	262.6	23:37.653									
4	1:56.939	34.777	47.666	34.496	244.9	23:20.621	12	1:45.312	30.759	42.806	31.747	261.3	25:22.965	12	1:45.312	30.759	42.806	31.747	261.3	25:22.965									
5	1:49.671	31.846	44.472	33.353	260.7	25:10.292	13	1:45.189	30.673	42.523	31.993	263.2	27:08.154	13	1:45.189	30.673	42.523	31.993	263.2	27:08.154									
6	1:58.558	33.584	45.011	39.963	229.4	27:08.850	14	1:45.555	30.616	43.224	31.715	263.9	28:53.709	14	1:45.555	30.616	43.224	31.715	263.9	28:53.709									
7	1:48.364	31.757	43.565	33.042	263.9	28:57.214	15	1:44.919	30.652	42.425	31.842	263.2	30:38.628	15	1:44.919	30.652	42.425	31.842	263.2	30:38.628									
8	1:48.260	31.424	44.148	32.688	263.2	30:45.474	16	1:44.857	30.542	42.643	31.672	263.9	32:23.485	16	1:44.857	30.542	42.643	31.672	263.9	32:23.485									
9	1:48.524	31.444	44.294	32.786	262.6	32:33.998	17	1:56.447	B	31.673	43.302	41.472	244.9	34:19.932	17	1:56.447	B	31.673	43.302	41.472	244.9	34:19.932							
10	1:49.840	32.012	44.641	33.187	263.2	34:23.838	18	4:15.386	2:51.267	46.763	37.356	182.1	38:35.318	18	4:15.386	2:51.267	46.763	37.356	182.1	38:35.318									
11	1:49.116	31.719	43.954	33.443	260.7	36:12.954	19	2:45.295	B	47.527	1:05.693	52.075	183.3	41:20.613	19	2:45.295	B	47.527	1:05.693	52.075	183.3	41:20.613							
12	7:27.217	B	32.812	43.879	6:10.526	250.5	43:40.171	20	4:12.584	2:52.287	45.048	35.249	131.5	45:33.197	20	4:12.584	2:52.287	45.048	35.249	131.5	45:33.197								
9 Oliver GRAY							GBR							21	1:59.431	B	34.674	44.125	40.632	192.8	47:32.628	21	1:59.431	B	34.674	44.125	40.632	192.8	47:32.628
Ombra srl Porsche 911 GT3 Cup							13 Alexander TAUSCHER							DEU															
1	2:49.176	1:13.980	56.606	38.590	109.7	2:49.176	Proton Huber Competition Porsche 911 GT3 Cup							1	4:40.695	3:14.505	50.712	35.478	129.3	4:40.695									
2	2:02.177	38.904	48.155	35.118	187.1	4:51.353	2	1:51.482	34.942	44.389	32.151	195.5	6:32.177	2	1:51.482	34.942	44.389	32.151	195.5	6:32.177									
3	1:53.266	33.230	47.150	32.886	238.4	6:44.619	3	1:46.501	31.360	43.167	31.974	246.0	8:18.678	3	1:46.501	31.360	43.167	31.974	246.0	8:18.678									
4	1:44.775	30.708	42.372	31.695	260.7	8:29.394	4	1:45.320	31.134	42.661	31.525	257.0	10:03.998	4	1:45.320	31.134	42.661	31.525	257.0	10:03.998									
5	1:44.141	30.386	42.338	31.417	264.5	10:13.535	5	1:44.656	30.812	42.389	31.455	260.1	11:48.654	5	1:44.656	30.812	42.389	31.455	260.1	11:48.654									
6	1:46.221	30.803	43.164	32.254	263.9	11:59.756	6	1:44.306	30.630	42.265	31.411	261.3	13:32.960	6	1:44.306	30.630	42.265	31.411	261.3	13:32.960									
7	1:51.894	B	30.461	42.314	39.119	263.9	13:51.650	7	1:52.419	B	30.484	42.312	39.623	261.3	15:25.379	7	1:52.419	B	30.484	42.312	39.623	261.3	15:25.379						
8	6:53.652	5:31.456	48.576	33.620	120.5	20:45.302	8	6:14.802	4:59.894	43.226	31.682	168.6	21:40.181	8	6:14.802	4:59.894	43.226	31.682	168.6	21:40.181									
9	1:52.814	33.108	46.142	33.564	249.4	22:38.116	9	1:45.564	30.659	43.018	31.887	262.6	23:25.745	9	1:45.564	30.659	43.018	31.887	262.6	23:25.745									
10	1:49.325	32.171	44.969	32.185	255.2	24:27.441	10	1:45.294	30.703	42.958	31.633	262.0	25:11.039	10	1:45.294	30.703	42.958	31.633	262.0	25:11.039									
11	1:44.278	30.480	42.472	31.326	263.2	26:11.719	11	1:44.415	30.569	42.427	31.419	263.2	26:55.454	11	1:44.415	30.569	42.427	31.419	263.2	26:55.454									
12	1:43.515	30.295	42.014	31.206	263.2	27:55.234	12	1:54.396	B	30.546	42.556	41.294	264.5	28:49.850	12	1:54.396	B	30.546	42.556	41.294	264.5	28:49.850							
13	1:53.381	B	30.903	42.910	39.568	263.9	29:48.615	13	3:48.187	2:20.955	52.609	34.623	111.6	32:38.037	13	3:48.187	2:20.955	52.609	34.623	111.6	32:38.037								
14	4:26.270	3:00.518	52.089	33.663	139.0	34:14.885	14	2:00.785	38.315	48.690	33.780	184.3	34:38.822	14	2:00.785	38.315	48.690	33.780	184.3	34:38.822									
15	1:51.069	32.404	45.931	32.734	255.8	36:05.954	15	1:45.522	30.553	43.182	31.787	258.9	36:24.344	15	1:45.522	30.553	43.182	31.787	258.9	36:24.344									
16	1:51.508	32.786	45.660	33.062	257.0	37:57.462	16	1:43.647	30.339	42.113	31.195	259.5	38:07.991	16	1:43.647	30.339	42.113	31.195	259.5	38:07.991									
17	2:18.748	B	30.517	55.645	52.586	262.0	40:16.210	17	2:44.520	B	33.656	1:16.491	54.373	263.2	40:52.511	17	2:44.520	B	33.656	1:16.491	54.373	263.2	40:52.511						
18	5:04.894	3:47.473	44.885	32.536	158.5	45:21.104	18	7:06.548	5:51.335	43.193	32.020	175.6	47:59.059	18	7:06.548	5:51.335	43.193	32.020	175.6	47:59.059									
19	1:46.385	30.573	43.067	32.745	263.9	47:07.489								19	1:46.385	30.573	43.067	32.745	263.9	47:07.489									
20	1:44.456	30.548	42.444	31.464	263.9	48:51.945								20	1:44.456	30.548	42.444	31.464	263.9	48:51.945									
21	1:52.450	31.372	48.486	32.592	264.5	50:44.395								21	1:52.450	31.372	48.486	32.592	264.5	50:44.395									
22	1:44.336	30.604	42.303	31.429	262.6	52:28.731																							

SPRINT CHALLENGE SOUTHERN EUROPE



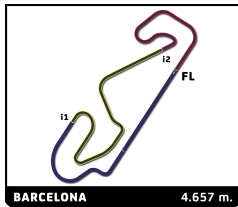
SPORT DIVISION PORSCHE SPRINT CHALLENGE SOUTHERN EUROPE Private Testing 2

Sector Analysis

_ Invalidated Lap							■ Personal Best							■ Session Best							■ Crossing the pit lane																																																																																										
Lap	Time	Sector 1	Sector 2	Sector 3	T.Sp	Elapsed	Lap	Time	Sector 1	Sector 2	Sector 3	T.Sp	Elapsed	Lap	Time	Sector 1	Sector 2	Sector 3	T.Sp	Elapsed	Lap	Time	Sector 1	Sector 2	Sector 3	T.Sp	Elapsed																																																																																				
17 Dréke JANSSEN NLD																																																																																																															
RedAnt Racing														Porsche 911 GT3 Cup																																																																																																	
1	2:14.731	50.869	48.622	35.240	121.6	2:14.731	3	1:46.053	31.212	43.180	31.661	261.3	9:16.877	4	1:47.332	30.414	42.884	34.034	262.6	11:04.209	5	1:44.696	30.522	42.594	31.580	262.6	12:48.905	6	1:45.203	31.339	42.600	31.264	263.2	14:34.108	7	1:44.437	30.465	42.534	31.438	263.9	16:18.545	8	1:56.927	30.917	42.979	43.031	263.9	18:15.472	9	5:35.455	4:12.269	48.833	34.353	108.4	23:50.927	10	1:58.473	34.978	50.848	32.647	193.8	25:49.400	11	1:47.396	31.119	43.581	32.696	258.2	27:36.796	12	1:45.202	30.551	43.232	31.419	263.9	29:21.998	13	1:44.929	30.606	42.914	31.409	263.2	31:06.927	14	2:00.471	30.356	44.961	45.154	263.9	33:07.398	15	12:14.607	...	43.682	33.106	139.9	45:22.005	16	1:46.401	30.531	42.615	33.255	263.9	47:08.406	17	1:59.090	30.531	45.856	42.703	265.2	49:07.496
20 Fernando MONJE ESP																																																																																																															
Martinet By Alméras														Porsche 911 GT3 Cup																																																																																																	
1	12:07.255	...	52.778	35.974	95.5	12:07.255	12	4:26.146	3:05.516	46.678	33.952	169.1	45:22.836	13	1:55.001	36.679	45.488	32.834	155.3	47:17.837	14	1:45.495	30.908	42.806	31.781	262.0	49:03.332	15	1:44.881	30.612	42.614	31.655	263.9	50:48.213	16	1:44.593	30.623	42.388	31.582	265.2	52:32.806	17	1:56.470	30.642	43.217	42.611	265.8	54:29.276																																																															
21 Sacha NORDEN NLD																																																																																																															
JW Raceservice														Porsche 911 GT3 Cup																																																																																																	
1	5:43.001	4:20.043	49.059	33.899	106.0	5:43.001	18	1:47.303	30.788	42.829	33.686	262.0	49:07.178	19	1:43.906	30.395	42.302	31.209	263.2	50:51.084																																																																																											
27 Giuseppe GUIRRETI ITA																																																																																																															
Raptor Engineering														Porsche 911 GT3 Cup																																																																																																	
1	10:26.895	8:53.152	56.294	37.449	117.2	10:26.895	19	1:43.906	30.395	42.302	31.209	263.2	50:51.084																																																																																																		
29 Louis ROUSSET FRA																																																																																																															
Martinet By Alméras														Porsche 911 GT3 Cup																																																																																																	
1	6:49.664	5:30.155	46.493	33.016	103.7	6:49.664																																																																																																									



SPRINT CHALLENGE SOUTHERN EUROPE

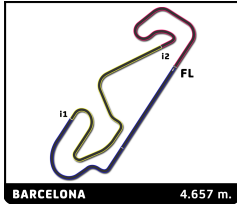


SPORT DIVISION PORSCHE SPRINT CHALLENGE SOUTHERN EUROPE Private Testing 2

Sector Analysis

Barcelona 4.657 m.							Barcelona 4.657 m.						
Lap	Time	Sector 1	Sector 2	Sector 3	T.Sp	Elapsed	Lap	Time	Sector 1	Sector 2	Sector 3	T.Sp	Elapsed
20	1:43.502	30.267	42.067	31.168	264.5	52:34.586	4	1:47.594	32.466	43.177	31.951	240.5	21:25.752
21	1:45.952	30.434	42.206	33.312	265.8	54:20.538	5	1:46.130	31.452	43.030	31.648	265.2	23:11.882
22	2:04.592 B	30.423	46.891	47.278	265.2	56:25.130	6	1:44.798	30.672	42.710	31.416	263.9	24:56.680
31 Sebastian FREYMUTH DEU							48 Thomas KANGRO EST						
Proton Huber Competition Porsche 911 GT3 Cup							Porsche Estonia Porsche 911 GT3 Cup						
1	5:39.140	4:19.160	46.672	33.308	138.1	5:39.140	1	6:02.853	4:39.162	49.445	34.246	100.8	6:02.853
2	1:48.552	32.549	44.127	31.876	218.3	7:27.692	2	1:51.264	32.879	44.980	33.405	246.0	7:54.117
3	1:45.915	31.067	42.979	31.869	260.1	9:13.607	3	1:54.578	31.473	50.160	32.945	255.2	9:48.695
4	1:45.221	30.825	42.673	31.723	261.3	10:58.828	4	1:46.978	31.132	43.368	32.478	258.9	11:35.673
5	1:44.703	30.811	42.451	31.441	261.3	12:43.531	5	1:46.518	30.938	43.348	32.232	259.5	13:22.191
6	1:45.354	30.699	42.750	31.905	263.2	14:28.885	6	1:46.901	32.019	43.056	31.826	230.3	15:09.092
7	1:45.643	30.758	42.621	32.264	263.2	16:14.528	7	1:46.091	30.992	43.226	31.873	262.0	16:55.183
8	1:52.760 B	30.955	43.230	38.575	261.3	18:07.288	8	1:46.141	30.845	43.223	32.073	262.0	18:41.324
9	6:27.406	5:07.988	46.450	32.968	163.5	24:34.694	9	1:46.103	30.744	43.223	32.136	262.6	20:27.427
10	1:48.685	33.259	43.573	31.853	221.4	26:23.379	10	1:46.618	31.128	43.426	32.064	262.0	22:14.045
11	1:44.373	30.555	42.623	31.195	263.9	28:07.752	11	1:59.701 B	31.876	44.932	42.893	262.6	24:13.746
12	1:44.332	30.376	42.619	31.337	264.5	29:52.084	12	10:29.495	8:52.556	1:01.057	35.882	86.3	34:43.241
13	1:44.656	30.520	42.655	31.481	264.5	31:36.740	13	1:51.010	33.820	44.614	32.576	210.7	36:34.251
14	1:44.292	30.460	42.299	31.533	263.9	33:21.032	14	1:54.535	31.612	44.700	38.223	253.4	38:28.786
15	1:44.518	30.558	42.553	31.407	263.2	35:05.550	15	2:25.934 B	36.071	55.840	54.023	220.1	40:54.720
16	1:52.157 B	30.564	42.466	39.127	262.6	36:57.707	16	4:29.697	3:11.790	44.455	33.452	144.8	45:24.417
32 Robin KNUTSSON SWE							52 Angus WHITESIDE GBR						
WestCoast Racing Porsche 911 GT3 Cup							VELOSO MOTORSPORT Porsche 911 GT3 Cup						
1	2:44.761	1:20.942	48.280	35.539	121.6	2:44.761	1	4:42.859	3:19.833	48.543	34.483	146.5	4:42.859
2	1:50.575	33.379	45.013	32.183	233.3	4:35.336	2	1:54.433	35.782	46.141	32.510	210.3	6:37.292
3	1:46.990	31.333	43.550	32.107	252.8	6:22.326	3	1:47.319	31.461	43.664	32.194	260.7	8:24.611
4	1:45.784	31.015	42.694	32.075	258.9	8:08.110	4	1:45.909	30.929	42.955	32.025	260.7	10:10.520
5	1:44.810	30.614	42.530	31.666	260.7	9:52.920	5	1:46.435	30.881	43.701	31.853	262.0	11:56.955
6	1:45.148	30.893	42.770	31.485	262.0	11:38.068	6	1:45.443	30.824	42.854	31.765	261.3	13:42.398
7	1:44.705	30.711	42.382	31.612	263.9	13:22.773	7	1:45.755	30.832	42.708	32.215	261.3	15:28.153
8	1:44.610	30.547	42.599	31.464	263.9	15:07.383	8	1:46.488	30.550	43.662	32.276	261.3	17:14.641
9	1:46.431	31.887	42.838	31.706	263.2	16:53.814	9	1:59.114 B	31.909	44.161	43.044	260.7	19:13.755
10	1:44.852	30.709	42.550	31.593	260.7	18:38.666	10	4:35.237	3:13.465	47.971	33.801	113.1	23:48.992
11	1:54.223 B	30.618	42.738	40.867	263.9	20:32.889	11	1:55.869	35.388	47.107	33.374	186.8	25:44.861
12	4:52.409	3:30.273	46.761	35.375	126.7	25:25.298	12	1:47.501	31.407	43.186	32.908	254.6	27:32.362
13	1:49.506	32.573	44.766	32.167	248.2	27:14.804	13	1:44.357	30.476	42.429	31.452	263.2	29:16.719
14	1:52.133	31.990	43.242	36.901	263.2	29:06.937	14	1:44.351	30.564	42.270	31.517	263.2	31:01.070
15	1:44.449	30.671	42.432	31.346	263.2	30:51.386	15	1:43.966	30.366	42.108	31.492	263.2	32:45.036
16	1:52.628	30.430	49.232	32.966	263.2	32:44.014	16	1:56.206 B	30.523	42.517	43.166	263.9	34:41.242
17	1:56.223	30.765	45.805	39.653	263.2	34:40.237	17	10:41.894	9:23.649	45.281	32.964	153.3	45:23.136
18	1:44.797	30.609	42.538	31.650	262.0	36:25.034	18	1:45.795	31.001	42.961	31.833	261.3	47:08.931
19	1:52.334 B	30.674	42.738	38.922	263.2	38:17.368	19	1:45.143	30.865	42.708	31.570	264.5	48:54.074
20	7:01.944	5:44.136	45.231	32.577	168.0	45:19.312	20	1:45.137	30.684	42.583	31.870	262.6	50:39.211
21	1:46.632	31.822	43.039	31.771	254.0	47:05.944	21	2:00.837 B	31.061	47.590	42.186	257.6	52:40.048
22	1:45.293	30.811	43.002	31.480	262.6	48:51.237	55 Sid SMITH GBR						
23	1:44.034	30.512	42.202	31.320	262.6	50:35.271	Team Parker Racing Porsche 911 GT3 Cup						
24	1:44.311	30.466	42.289	31.556	262.6	52:19.582	1	5:14.083	3:36.025	57.465	40.593	88.2	5:14.083
25	1:44.186	30.563	42.237	31.386	262.0	54:03.768							
26	1:44.089	30.397	42.310	31.382	263.2	55:47.857							
47 Alexander REIMANN EST													
EST1 Racing Porsche 911 GT3 Cup													
1	15:58.570	...	53.070	33.645	137.6	15:58.570							
2	1:53.706	31.631	49.408	32.667	260.1	17:52.276							
3	1:45.882	30.998	43.034	31.850	262.6	19:38.158							



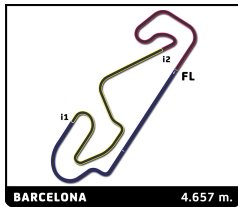


SPORT DIVISION PORSCHE SPRINT CHALLENGE SOUTHERN EUROPE Private Testing 2

Sector Analysis

Sector Analysis							Sector Analysis						
Lap	Time	Sector 1	Sector 2	Sector 3	T.Spd	Elapsed	Lap	Time	Sector 1	Sector 2	Sector 3	T.Spd	Elapsed
2	2:10.244	43.201	51.619	35.424	139.4	7:24.327	21	5:34.981	4:17.270	44.329	33.382	180.6	45:35.332
3	2:07.544	39.909	52.474	35.161	162.5	9:31.871	22	1:46.935	31.492	43.304	32.139	262.0	47:22.267
4	2:19.169 B	38.538	51.952	48.679	186.5	11:51.040	23	1:46.611	31.284	43.307	32.020	261.3	49:08.878
5	4:48.169	3:19.360	53.787	35.022	108.3	16:39.209	24	1:47.343	31.079	43.491	32.773	262.0	50:56.221
6	1:56.689	35.902	47.992	32.795	185.5	18:35.898	25	1:48.835	33.552	43.136	32.147	242.1	52:45.056
7	1:49.859	31.680	46.024	32.155	258.9	20:25.757	26	1:46.407	31.136	43.239	32.032	260.7	54:31.463
8	1:46.247	30.797	43.498	31.952	260.7	22:12.004	27	1:46.856	31.071	43.367	32.418	258.2	56:18.319
9	1:45.064	30.621	42.724	31.719	263.9	23:57.068	78 Ariel LEVI ISR						
10	1:45.231	30.721	42.770	31.740	264.5	25:42.299	Team GP Elite Porsche 911 GT3 Cup						
11	1:45.070	30.628	42.637	31.805	262.6	27:27.369	1	12:23.503	...	53.607	36.830	114.9	12:23.503
12	1:45.195	30.547	42.629	32.019	262.6	29:12.564	2	1:56.067	33.409	49.144	33.514	236.3	14:19.570
13	1:58.182 B	30.691	44.916	42.575	264.5	31:10.746	3	1:47.402	31.880	44.226	31.296	254.6	16:06.972
14	5:05.438	3:48.870	44.171	32.397	146.5	36:16.184	4	1:43.053	30.181	42.079	30.793	263.2	17:50.025
15	1:51.187	30.770	44.287	36.130	262.0	38:07.371	5	1:51.841 B	30.231	42.291	39.319	264.5	19:41.866
16	2:46.507 B	35.009	1:16.466	55.032	261.3	40:53.878	6	6:16.239	5:00.879	44.056	31.304	170.7	25:58.105
17	5:05.390	3:48.181	44.556	32.653	183.0	45:59.268	7	1:43.529	30.373	42.107	31.049	264.5	27:41.634
18	1:46.036	30.929	43.112	31.995	262.0	47:45.304	8	1:55.345 B	32.102	43.989	39.254	251.7	29:36.979
19	1:45.353	30.837	42.847	31.669	262.6	49:30.657	9	7:26.607	6:11.405	43.678	31.524	177.9	37:03.586
20	1:45.490	30.067	43.481	31.942	263.9	51:16.147	10	1:53.498 B	30.459	42.484	40.555	260.7	38:57.084
21	1:52.909 B	30.748	43.003	39.158	263.9	53:09.056	72 Kas HAVERKORT NLD						
Team GP Elite Porsche 911 GT3 Cup							Team GP Elite Porsche 911 GT3 Cup						
1	12:26.349	...	52.653	36.448	107.8	12:26.349	1	12:29.149	...	54.102	35.602	117.0	12:29.149
2	1:55.333	36.077	45.596	33.660	253.4	14:21.682	2	1:55.352	36.905	45.771	32.676	178.5	14:24.501
3	1:49.264	32.177	44.136	32.951	241.1	16:10.946	3	1:50.947	31.777	43.818	35.352	255.8	16:15.448
4	1:43.821	30.556	42.236	31.029	262.0	17:54.767	4	1:52.691	30.490	49.028	33.173	264.5	18:08.139
5	1:43.561	30.351	42.034	31.176	262.0	19:38.328	5	1:44.666	30.371	42.955	31.340	264.5	19:52.805
6	1:45.694	31.296	42.457	31.941	266.5	21:24.022	6	1:43.885	30.383	42.295	31.207	265.2	21:36.690
7	1:50.618 B	30.496	42.395	37.727	263.9	23:14.640	7	1:55.049 B	30.100	42.511	42.438	265.8	23:31.739
8	5:54.918	4:34.701	46.658	33.559	184.3	29:09.558	8	7:01.986	5:46.074	43.320	32.592	177.6	30:33.725
9	1:44.692	30.750	42.458	31.484	262.0	30:54.250	9	1:47.035	30.900	42.795	33.340	263.2	32:20.760
10	1:44.130	30.481	42.235	31.414	264.5	32:38.380	10	1:44.550	30.589	42.569	31.392	263.9	34:05.310
11	1:52.713 B	30.608	42.935	39.170	263.2	34:31.093	11	2:02.245 B	32.549	45.793	43.903	228.9	36:07.555
77 Jules GROUWELS NLD							84 Marco GILLTRAP NZE						
Team RaceArt Porsche 911 GT3 Cup							Team GP Elite Porsche 911 GT3 Cup						
1	2:24.129	56.112	50.608	37.409	101.7	2:24.129	1	12:29.149	...	54.102	35.602	117.0	12:29.149
2	1:55.608	38.432	44.500	32.676	151.4	4:19.737	2	1:55.352	36.905	45.771	32.676	178.5	14:24.501
3	1:49.937	32.003	45.005	32.929	256.4	6:09.674	3	1:50.947	31.777	43.818	35.352	255.8	16:15.448
4	1:47.846	31.783	43.585	32.478	255.8	7:57.520	4	1:52.691	30.490	49.028	33.173	264.5	18:08.139
5	1:47.299	31.546	43.446	32.307	256.4	9:44.819	5	1:44.666	30.371	42.955	31.340	264.5	19:52.805
6	1:47.008	31.327	43.609	32.072	257.0	11:31.827	6	1:43.885	30.383	42.295	31.207	265.2	21:36.690
7	1:47.103	31.162	43.186	32.755	258.2	13:18.930	7	1:55.049 B	30.100	42.511	42.438	265.8	23:31.739
8	1:47.390	31.398	43.482	32.510	257.6	15:06.320	8	7:01.986	5:46.074	43.320	32.592	177.6	30:33.725
9	1:50.376	33.778	44.109	32.489	257.6	16:56.696	9	1:47.035	30.900	42.795	33.340	263.2	32:20.760
10	1:47.691	31.687	43.627	32.377	259.5	18:44.387	10	1:44.550	30.589	42.569	31.392	263.9	34:05.310
11	1:59.186 B	32.313	43.942	42.931	260.7	20:43.573	11	2:02.245 B	32.549	45.793	43.903	228.9	36:07.555
12	4:10.749	2:31.914	1:00.700	38.135	112.4	24:54.322	88 Horst Felix FELBERMAYR AUT						
13	2:07.452	40.733	50.728	35.991	177.6	27:01.774	Proton Huber Competition Porsche 911 GT3 Cup						
14	1:53.119	33.385	46.808	32.926	223.7	28:54.893	1	4:41.487	3:16.092	50.396	34.999	129.4	4:41.487
15	1:47.487	31.602	43.679	32.206	259.5	30:42.380	2	1:51.992	34.842	44.811	32.339	201.0	6:33.479
16	1:49.802	31.608	45.831	32.363	260.1	32:32.182	3	1:46.665	31.224	43.323	32.118	258.9	8:20.144
17	1:48.527	31.527	44.494	32.506	258.2	34:20.709	4	1:45.522	30.851	42.861	31.810	261.3	10:05.666
18	1:46.740	31.367	43.363	32.010	260.1	36:07.449	5	1:46.161	31.086	42.997	32.078	262.6	11:51.827
19	1:46.763	31.069	43.515	32.179	259.5	37:54.212	6	1:45.437	30.721	42.951	31.765	261.3	13:37.264
20	2:06.139 B	31.281	46.648	48.210	259.5	40:00.351	7	1:45.281	30.734	42.751	31.796	262.6	15:22.545
72 Kas HAVERKORT NLD							84 Marco GILLTRAP NZE						
Team RaceArt Porsche 911 GT3 Cup							Team GP Elite Porsche 911 GT3 Cup						
1	6:56.284	5:39.846	44.343	32.095	176.5	6:56.284	8	1:56.069 B	31.381	44.915	39.773	260.1	17:18.614
2	1:46.103	31.373	43.057	31.673	256.4	8:42.387	9	4:23.594	3:07.835	43.620	32.139	178.8	21:42.208
3	1:44.940	30.704	42.645	31.591	260.1	10:27.327	10	1:47.101	31.289	43.717	32.095	262.6	23:29.309
4	1:44.517	30.676	42.433	31.408	261.3	12:11.844	11	1:45.730	30.881	43.014	31.835	262.6	25:15.039
5	1:51.617 B	30.572	42.714	38.331	260.7	14:03.461	12	1:54.169 B	30.886	44.155	39.128	263.9	27:09.208
94 Mathys JAUBERT FRA							88 Horst Felix FELBERMAYR AUT						
Martinet By Alméras Porsche 911 GT3 Cup							Proton Huber Competition Porsche 911 GT3 Cup						

SPRINT CHALLENGE SOUTHERN EUROPE



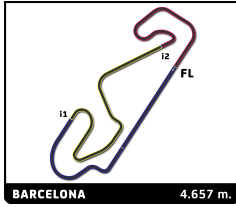
SPORT DIVISION PORSCHE SPRINT CHALLENGE SOUTHERN EUROPE Private Testing 2

Sector Analysis

_ Invalidated Lap							■ Personal Best							■ Session Best							■ Crossing the pit lane						
Lap	Time	Sector 1	Sector 2	Sector 3	T.Spd	Elapsed	Lap	Time	Sector 1	Sector 2	Sector 3	T.Spd	Elapsed	Lap	Time	Sector 1	Sector 2	Sector 3	T.Spd	Elapsed	Lap	Time	Sector 1	Sector 2	Sector 3	T.Spd	Elapsed
6	5:23.133	4:08.381	43.092	31.660	182.1	19:26.594	17	1:48.125	31.959	43.530	32.636	255.8	47:53.741														
7	1:44.797	30.724	42.693	31.380	260.7	21:11.391	18	1:46.663	31.354	43.103	32.206	259.5	49:40.404														
8	1:44.666	30.566	42.607	31.493	263.2	22:56.057	19	1:46.580	31.182	43.436	31.962	260.7	51:26.984														
9	1:51.476B	30.507	42.516	38.453	263.9	24:47.533	20	1:46.659	31.231	43.299	32.129	260.1	53:13.643														
10	7:46.756	6:30.848	43.148	32.760	181.8	32:34.289	21	1:45.930	30.943	42.950	32.037	260.7	54:59.573														
11	1:45.266	31.158	42.562	31.546	265.2	34:19.555	22	1:56.319B	31.410	43.551	41.358	262.0	56:55.892														
12	1:45.097	30.599	42.683	31.815	261.3	36:04.652	123 Henri TUOMAALA FIN																				
13	1:51.916B	30.749	42.852	38.315	258.9	37:56.568	Porsche Estonia Porsche 911 GT3 Cup																				
14	8:40.221	7:22.391	45.415	32.415	172.3	46:36.789	1	6:31.459	4:56.732	56.219	38.508	101.2	6:31.459														
15	1:45.879	31.385	42.963	31.531	255.8	48:22.668	2	1:56.607	36.321	47.168	33.118	209.1	8:28.066														
16	1:44.478	30.819	42.393	31.266	260.1	50:07.146	3	1:48.495	31.168	45.374	31.953	258.9	10:16.561														
17	1:43.801	30.413	42.158	31.230	261.3	51:50.947	4	1:45.428	31.111	42.800	31.517	260.7	12:01.989														
18	1:43.617	30.302	42.254	31.061	262.0	53:34.564	5	1:44.401	30.561	42.465	31.375	263.2	13:46.390														
19	1:43.985	30.419	42.303	31.263	263.2	55:18.549	6	1:44.581	30.518	42.527	31.536	262.6	15:30.971														
95 Josh STANTON GBR							Proton Huber Competition Porsche 911 GT3 Cup							1													
1	6:16.114	4:50.193	51.517	34.404	106.7	6:16.114	7	2:02.519B	31.311	44.329	46.879	261.3	17:33.490														
2	1:53.491	32.847	44.371	36.273	252.3	8:09.605	8	9:20.643	8:04.537	43.878	32.228	93.8	26:54.133														
3	1:49.320	31.474	45.456	32.390	260.1	9:58.925	9	1:46.853	31.060	42.762	33.031	262.0	28:40.986														
4	1:45.267	30.687	42.903	31.677	262.0	11:44.192	10	1:45.073	30.647	42.741	31.685	262.0	30:26.059														
5	1:45.273	30.719	42.883	31.671	263.9	13:29.465	11	1:45.081	30.654	42.809	31.618	262.0	32:11.140														
6	1:54.737	30.467	42.826	41.444	263.9	15:24.202	12	1:45.312	30.736	42.796	31.780	261.3	33:56.452														
7	2:14.340B	44.677	45.103	44.560	153.1	17:38.542	13	1:45.393	30.764	42.885	31.744	260.7	35:41.845														
8	6:58.805	5:37.329	47.037	34.439	174.8	24:37.347	14	2:04.245B	30.776	46.473	46.996	260.7	37:46.090														
9	1:47.220	31.641	43.503	32.076	256.4	26:24.567	911 Gian Luca TUCCAROGLU ITA																				
10	1:46.491	31.072	43.390	32.029	264.5	28:11.058	HP Racing Team (a-works) Porsche 911 GT3 Cup																				
11	1:45.502	30.653	42.912	31.937	263.2	29:56.560	1	7:06.397	5:40.450	51.659	34.288	107.2	7:06.397														
12	1:45.691	30.613	42.754	32.324	263.2	31:42.251	2	1:49.211	31.558	45.158	32.495	255.2	8:55.608														
13	1:59.258B	30.881	43.519	44.858	264.5	33:41.509	3	1:46.871	31.349	43.278	32.244	254.6	10:42.479														
14	3:33.953	2:17.996	43.007	32.950	181.2	37:15.462	4	1:46.866	31.010	43.264	32.592	258.9	12:29.345														
15	2:15.130B	30.732	49.591	54.807	261.3	39:30.592	5	1:45.713	30.876	43.098	31.739	261.3	14:15.058														
16	6:31.609	5:03.446	53.029	35.134	155.1	46:02.201	6	1:45.301	30.775	42.747	31.779	259.5	16:00.359														
17	1:53.300	32.813	44.600	35.887	255.8	47:55.501	7	1:50.362B	30.779	42.893	36.690	261.3	17:50.721														
18	1:51.420	31.461	43.294	36.665	259.5	49:46.921	8	10:41.820	9:15.561	49.657	36.602	112.4	28:32.541														
19	1:46.018	31.016	43.033	31.969	261.3	51:32.939	9	1:51.713	33.122	45.625	32.966	251.1	30:24.254														
20	1:45.103	30.595	42.681	31.827	263.2	53:18.042	10	1:50.283	31.322	46.444	32.517	255.8	32:14.537														
21	1:44.894	30.459	42.750	31.685	264.5	55:02.936	11	1:45.167	30.790	42.740	31.637	260.7	33:59.704														
99 Jef MACHIELS BEL							Belgium Racing Porsche 911 GT3 Cup							12													
1	9:01.075	7:24.919	58.898	37.258	79.1	9:01.075	12	1:44.942	30.752	42.676	31.514	260.7	35:44.646														
2	1:55.065	35.734	45.649	33.682	173.7	10:56.140	13	1:45.657	30.700	43.101	31.856	260.7	37:30.303														
3	1:54.619	35.011	46.453	33.155	193.8	12:50.759	14	2:03.485B	30.846	45.462	47.177	260.1	39:33.788														
4	1:51.908	31.586	45.856	34.466	260.7	14:42.667	15	6:17.255	5:00.974	43.904	32.377	180.3	45:51.043														
5	1:46.313	31.163	43.142	32.008	260.7	16:28.980	16	1:46.188	30.966	43.328	31.894	260.7	47:37.231														
6	1:45.450	31.047	42.723	31.680	260.7	18:14.430	17	1:44.768	30.693	42.481	31.594	260.7	49:21.999														
7	1:45.919	30.859	43.066	31.994	262.0	20:00.349	18	1:45.160	30.748	42.682	31.730	262.0	51:07.159														
8	1:46.531	31.402	43.094	32.035	262.0	21:46.880	19	1:45.212	30.557	42.953	31.702	261.3	52:52.371														
9	1:53.496B	30.925	43.680	38.891	262.6	23:40.376	20	1:44.864	30.636	42.637	31.591	262.0	54:37.235														
10	6:04.376	4:47.901	44.088	32.387	130.8	29:44.752	21	1:51.880B	30.525	42.546	38.809	262.6	56:29.115														
11	1:54.146	30.946	48.564	34.636	260.1	31:38.898	998 Jan SEYFFERT DEU																				
12	1:46.188	31.022	42.938	32.228	262.0	33:25.086	HP Racing Team (a-works) Porsche 911 GT3 Cup																				
13	1:47.204	31.073	43.899	32.232	260.1	35:12.290	1	5:16.847	3:44.880	53.599	38.368	87.8	5:16.847														
14	1:46.833	31.179	43.285	32.369	260.1	36:59.123	2	1:57.791	36.779	47.927	33.085	211.9	7:14.638														
15	1:54.526B	31.457	43.377	39.692	257.0	38:53.649	3	1:48.425	33.022	43.944	31.459	249.4	9:03.063														
16	7:11.967	5:51.361	44.715	35.891	181.8	46:05.616	4	1:44.194	30.524	42.588	31.082	262.0	10:47.257														
							5	1:43.849	30.456	42.081	31.312	262.0	12:31.106														
							6	1:49.985B	30.605	42.755	36.625	263.2	14:21.091														
							7	6:34.334	5:05.323	53.832	35.179	92.1	20:55.425														



SPRINT CHALLENGE SOUTHERN EUROPE



SPORT DIVISION

PORSCHE SPRINT CHALLENGE SOUTHERN EUROPE

Private Testing 2

Sector Analysis

— Invalidated Lap ■ Personal Best ■ Session Best B Crossing the pit lane

Lap	Time	Sector 1	Sector 2	Sector 3	T.Spd	Elapsed	Lap	Time	Sector 1	Sector 2	Sector 3	T.Spd	Elapsed
8	1:51.543	33.463	45.521	32.559	236.3	22:46.968							
9	1:48.849	31.740	43.545	33.564	248.2	24:35.817							
10	1:43.712	30.317	42.216	31.179	264.5	26:19.529							
11	1:43.494	30.416	42.113	30.965	263.2	28:03.023							
12	1:44.078	30.450	42.188	31.440	263.2	29:47.101							
13	1:54.072 B	30.697	44.131	39.244	262.6	31:41.173							