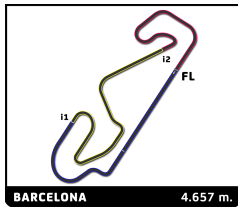


## SPRINT CHALLENGE SOUTHERN EUROPE

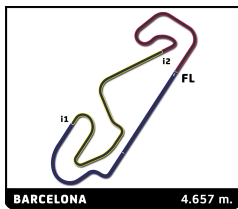


### SPORT DIVISION PORSCHE SPRINT CHALLENGE SOUTHERN EUROPE Private Testing 3

#### Sector Analysis

_ Invalidated Lap							■ Personal Best							■ Session Best							■ Crossing the pit lane																																																																																																																													
Lap	Time	Sector 1	Sector 2	Sector 3	T.Spd	Elapsed	Lap	Time	Sector 1	Sector 2	Sector 3	T.Spd	Elapsed	Lap	Time	Sector 1	Sector 2	Sector 3	T.Spd	Elapsed	Lap	Time	Sector 1	Sector 2	Sector 3	T.Spd	Elapsed																																																																																																																							
<b>4</b> <b>Jurriaan DE BACK</b> NLD							Hans Weijis Motorsport Porsche 911 GT3 Cup							1 3:55.243 B 2:26.215 47.594 41.434 160.8 3:55.243							2 3:58.696 2:34.395 50.270 34.031 147.1 7:53.939																																																																																																																													
1	2:17.566	56.899	47.666	33.001	133.9	2:17.566	3	1:45.642	31.151	42.891	31.600	260.7	9:39.581	4	1:44.886	30.684	42.574	31.628	262.6	11:24.467	5	1:45.427	30.723	42.591	32.113	259.5	13:09.894	6	1:44.854	30.683	42.563	31.608	261.3	14:54.748	7	1:45.802	30.882	42.796	32.124	263.9	16:40.550	8	1:46.203	31.589	42.804	31.810	252.3	18:26.753	9	1:46.094	30.776	42.875	32.443	260.7	20:12.847	10	1:49.958	32.354	45.786	31.818	262.0	22:02.805	11	1:45.770	30.807	43.223	31.740	262.6	23:48.575	12	1:45.209	30.741	42.720	31.748	263.2	25:33.784	13	1:45.966	31.096	43.034	31.836	262.0	27:19.750	14	1:45.719	30.856	42.972	31.891	261.3	29:05.469	15	2:06.775 B	30.883	44.079	51.813	262.0	31:12.244																																																	
<b>8</b> <b>Cengiz OGUZHAN</b> TUR							Team GP Elite Porsche 911 GT3 Cup							<b>12</b> <b>Senna VAN SOELEN</b> NLD							Team RaceArt Porsche 911 GT3 Cup																																																																																																																													
1	5:47.594	4:13.812	55.310	38.472	91.7	5:47.594	2	1:45.101	30.825	42.763	31.513	260.7	9:27.996	1	2:15.957	54.455	48.187	33.315	143.1	2:15.957	2	1:53.071	31.958	47.082	34.031	258.2	4:09.028	3	1:46.609	31.278	43.349	31.982	260.1	5:55.637	4	1:47.258	32.073	43.227	31.958	262.0	7:42.895	5	1:45.383	30.730	43.063	31.590	262.6	11:13.379	6	1:45.651	30.810	43.081	31.760	260.7	12:59.030	7	1:45.736	30.855	42.616	32.265	260.7	14:44.766	8	1:45.211	30.770	42.594	31.847	262.0	16:29.977	9	1:45.126	30.939	42.497	31.690	261.3	18:15.103	10	1:45.025	30.742	42.804	31.479	261.3	20:00.128	11	1:45.265	30.756	42.791	31.718	262.0	21:45.393	12	1:45.914	30.896	43.108	31.910	261.3	23:31.307	13	1:45.791	30.911	43.003	31.877	259.5	25:17.098	14	1:46.362	31.031	43.118	32.213	261.3	27:03.460	15	1:45.894	30.951	43.175	31.768	260.7	28:49.354	16	2:03.403 B	30.949	44.396	48.058	260.7	30:52.757	17	6:49.554	5:33.329	43.812	32.413	183.6	37:42.311	18	1:46.648	31.330	43.306	32.012	262.0	39:28.959	19	1:54.493 B	31.176	43.079	40.238	262.6	41:23.452
<b>9</b> <b>Oliver GRAY</b> GBR							Ombra srl Porsche 911 GT3 Cup							<b>13</b> <b>Alexander TAUSCHER</b> DEU							Proton Huber Competition Porsche 911 GT3 Cup																																																																																																																													
1	4:52.170 B	3:12.623	51.167	48.380	118.6	4:52.170	2	1:44.576	30.831	42.339	31.406	260.1	12:19.086	1	2:41.900	1:16.671	49.726	35.503	116.8	2:41.900	2	1:54.222	36.014	45.434	32.774	201.7	4:36.122	3	1:48.351	32.086	44.277	31.988	252.8	6:24.473	4	1:44.116	30.626	42.262	31.228	262.0	8:08.589	5	1:43.670	30.354	42.157	31.159	260.7	9:52.259	6	1:45.086	30.593	42.644	31.849	262.0	15:48.245	7	1:44.419	30.611	42.432	31.376	262.0	17:32.664	8	1:44.430	30.402	42.546	31.482	263.9	19:17.094	9	1:44.418	30.462	42.324	31.632	262.0	21:01.512	10	1:44.974	30.578	42.602	31.794	262.6	22:46.486	11	1:45.411	30.883	42.867	31.661	262.6	24:31.897	12	1:44.914	30.561	42.517	31.836	260.7	26:16.811	13	1:44.920	30.552	42.694	31.674	262.0	28:01.731	14	1:45.806	30.670	43.066	32.070	262.0	29:47.537	15	2:08.579 B	31.376	44.151	53.052	261.3	31:56.116																												
<b>10</b> <b>Pietro ARMANNI</b> ITA							Ghinzani Arco Motorsport Porsche 911 GT3 Cup							1 1:43.297 30.249 41.941 31.107 261.3 28:28.723							2 1:53.001 B 30.319 42.624 40.058 262.0 30:21.724																																																																																																																													

## SPRINT CHALLENGE SOUTHERN EUROPE



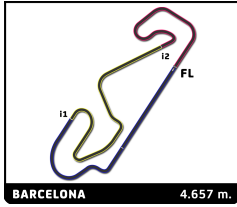
### SPORT DIVISION PORSCHE SPRINT CHALLENGE SOUTHERN EUROPE Private Testing 3

#### Sector Analysis

_ Invalidated Lap							■ Personal Best							■ Session Best							■ Crossing the pit lane																																																																												
Lap	Time	Sector 1	Sector 2	Sector 3	T.Sp	Elapsed	Lap	Time	Sector 1	Sector 2	Sector 3	T.Sp	Elapsed	Lap	Time	Sector 1	Sector 2	Sector 3	T.Sp	Elapsed	Lap	Time	Sector 1	Sector 2	Sector 3	T.Sp	Elapsed																																																																						
<b>17</b> Dréke JANSSEN (NLD)							RedAnt Racing (Porsche 911 GT3 Cup)							2 1:56.434 36.357 47.646 32.431 172.0 5:20.086							3 1:45.711 30.881 42.931 31.899 260.1 7:05.797																																																																												
1	2:13.134	52.892	47.284	32.958	135.1	2:13.134	4	1:46.216	30.838	42.748	32.630	261.3	8:52.013	5	1:56.761 B	32.008	43.565	41.188	250.5	10:48.774	6	5:01.918	3:34.539	52.367	35.012	114.9	15:50.692	7	1:58.464	34.231	46.713	37.520	227.4	17:49.156	8	1:52.538	31.623	45.882	35.033	260.1	19:41.694	9	1:44.658	30.555	42.473	31.630	262.6	21:26.352	10	1:54.633	31.131	50.863	32.639	263.9	23:20.985	11	1:44.736	30.559	42.809	31.368	262.0	25:05.721	12	1:58.575 B	30.922	44.242	43.411	262.6	27:04.296	13	4:48.755 B	3:09.855	44.585	54.315	159.4	31:53.051																					
<b>20</b> Fernando MONJE (ESP)							Martinet By Alméras (Porsche 911 GT3 Cup)							29 1:54.633 31.131 50.863 32.639 263.9 23:20.985							30 1:44.736 30.559 42.809 31.368 262.0 25:05.721																																																																												
1	2:42.990	1:19.471	49.493	34.026	134.6	2:42.990	2	1:47.192	31.869	43.388	31.935	252.8	4:46.495	3	1:45.357	30.988	42.665	31.704	260.1	6:31.852	4	1:45.488	31.077	42.764	31.647	259.5	8:17.340	5	1:45.622	30.878	42.882	31.862	262.0	10:02.962	6	1:46.261	30.971	43.340	31.950	261.3	11:49.223	7	1:45.594	30.943	42.940	31.711	262.0	13:34.817	8	1:44.994	30.808	42.712	31.474	262.6	15:19.811	9	1:46.354	30.883	43.272	32.199	263.9	17:06.165	10	1:54.160 B	30.772	42.696	40.692	262.6	19:00.325	11	6:48.608	5:30.357	46.213	32.038	135.6	25:48.933	12	1:45.478	31.032	42.823	31.623	259.5	27:34.411	13	1:44.696	30.597	42.594	31.505	262.6	29:19.107	14	2:14.703 B	30.504	49.591	54.608	263.9	31:33.810
<b>21</b> Sacha NORDEN (NLD)							JW Raceservice (Porsche 911 GT3 Cup)							31 1:45.478 31.032 42.823 31.623 259.5 27:34.411							32 1:44.696 30.597 42.594 31.505 262.6 29:19.107																																																																												
1	3:44.207	2:23.374	47.647	33.186	125.5	3:44.207	2	1:47.937	32.214	43.713	32.010	232.8	4:47.531	3	1:45.230	30.877	42.955	31.398	262.0	6:32.761	4	1:54.398 B	30.890	45.967	37.541	263.9	8:27.159	5	10:25.083	9:06.957	45.177	32.949	183.6	18:52.242	6	1:45.304	30.795	42.829	31.680	261.3	20:37.546	7	1:45.064	30.830	42.603	31.631	261.3	22:22.610	8	1:45.581	30.755	43.174	31.652	262.0	24:08.191	9	1:51.325 B	30.856	43.194	37.275	262.6	25:59.516																																			
<b>27</b> Giuseppe GUIRRERI (ITA)							Raptor Engineering (Porsche 911 GT3 Cup)							33 1:45.304 30.795 42.829 31.680 261.3 20:37.546							34 1:45.064 30.830 42.603 31.631 261.3 22:22.610																																																																												
1	3:23.652	1:54.734	53.636	35.282	123.0	3:23.652	2	1:49.729	33.096	44.356	32.277	225.1	4:28.539	3	1:46.323	31.319	43.125	31.879	258.2	6:14.862	4	1:45.531	30.832	42.980	31.719	262.0	8:00.393	5	1:45.761	30.718	43.409	31.634	262.6	9:46.154	6	1:45.169	30.709	42.745	31.715	262.0	11:31.323	7	1:44.660	30.582	42.428	31.650	262.0	13:15.983	8	1:44.503	30.588	42.279	31.636	262.0	15:00.486	9	1:44.974	30.739	42.630	31.605	262.0	16:45.460	10	1:45.245	30.809	42.866	31.570	262.0	18:30.705	11	1:45.136	30.565	42.861	31.710	263.9	20:15.841	12	1:45.414	30.895	42.865	31.654	262.6	22:01.255	13	1:45.903	30.683	43.074	32.146	262.6	23:47.158							



## SPRINT CHALLENGE SOUTHERN EUROPE



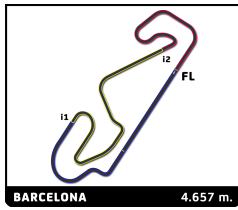
### SPORT DIVISION PORSCHE SPRINT CHALLENGE SOUTHERN EUROPE Private Testing 3

#### Sector Analysis

_ Invalidated Lap							■ Personal Best		■ Session Best		■ Crossing the pit lane		
Lap	Time	Sector 1	Sector 2	Sector 3	T.Spd	Elapsed	Lap	Time	Sector 1	Sector 2	Sector 3	T.Spd	Elapsed
<b>47 Alexander REIMANN</b> EST													
EST1 Racing Porsche 911 GT3 Cup													
1	2:16.947	55.791	47.823	33.333	118.8	2:16.947							
2	1:48.891	31.909	44.677	32.305	259.5	4:05.838							
3	1:45.872	31.051	42.886	31.935	260.7	5:51.710							
4	1:45.603	30.823	42.872	31.908	261.3	7:37.313							
5	1:45.573	30.826	42.996	31.751	262.0	9:22.886							
6	1:57.779	34.944	50.937	31.898	216.1	11:20.665							
7	1:46.674	30.802	43.389	32.483	262.0	13:07.339							
8	1:45.421	30.833	42.964	31.624	262.0	14:52.760							
9	1:45.856	31.004	43.163	31.689	262.6	16:38.616							
10	1:53.247	31.193	43.318	38.736	262.6	18:31.863							
<b>48 Thomas KANGRO</b> EST													
Porsche Estonia Porsche 911 GT3 Cup													
1	3:33.564	1:58.286	56.303	38.975	107.3	3:33.564							
2	2:03.572	38.965	49.410	35.197	153.1	5:37.136							
3	1:55.547	36.340	45.668	33.539	170.1	7:32.683							
4	1:53.942	32.136	48.156	33.650	254.6	9:26.625							
5	2:23.037	33.318	59.838	49.881	257.6	11:49.662							
6	6:50.921	5:27.196	50.097	33.628	86.8	18:40.583							
7	1:52.519	33.133	46.514	32.872	241.6	20:33.102							
8	1:46.682	30.947	43.610	32.125	259.5	22:19.784							
9	1:45.922	30.831	43.194	31.897	259.5	24:05.706							
10	1:46.299	30.938	43.307	32.054	261.3	25:52.005							
11	1:46.965	31.491	43.358	32.116	260.1	27:38.970							
12	1:45.942	30.850	43.278	31.814	260.1	29:24.912							
13	2:10.544	31.015	49.069	50.460	260.7	31:35.456							
14	5:54.568	4:38.239	43.836	32.493	180.3	37:30.024							
15	1:47.521	31.000	43.405	33.116	261.3	39:17.545							
16	1:46.428	31.069	43.191	32.168	262.0	41:03.973							
<b>52 Angus WHITESIDE</b> GBR													
VELOSO MOTORSPORT Porsche 911 GT3 Cup													
1	3:41.912	2:18.405	49.575	33.932	147.1	3:41.912							
2	1:50.803	34.110	44.424	32.269	207.1	5:32.715							
3	1:45.645	31.131	42.771	31.743	260.1	7:18.360							
4	1:45.271	30.824	42.588	31.859	260.7	9:03.631							
5	1:44.948	30.754	42.597	31.597	261.3	10:48.579							
6	1:45.802	30.520	43.664	31.618	261.3	12:34.381							
7	1:44.791	30.555	42.718	31.518	262.0	14:19.172							
8	1:57.572	31.523	42.815	43.234	261.3	16:16.744							
9	3:34.786	2:19.541	43.151	32.094	141.6	19:51.530							
10	1:45.301	30.858	42.710	31.733	260.1	21:36.831							
11	1:45.349	30.732	42.772	31.845	260.1	23:22.180							
12	1:45.589	30.783	42.951	31.855	262.6	25:07.769							
13	1:46.724	30.853	42.983	32.888	261.3	26:54.493							
14	1:46.047	30.927	43.198	31.922	260.7	28:40.540							
15	1:58.093	30.918	43.037	44.138	262.0	30:38.633							
<b>55 Sid SMITH</b> GBR													
Team Parker Racing Porsche 911 GT3 Cup													
1	3:30.786	1:17.142	1:19.329	54.315	94.1	3:30.786							
2	2:09.679	54.123	43.456	32.100	184.0	5:40.465							
3	1:44.787	30.706	42.671	31.410	262.0	7:25.252							
4	1:44.515	30.577	42.483	31.455	261.3	9:09.767							
5	1:44.101	30.516	42.305	31.280	261.3	10:53.868							
6	1:44.055	30.546	42.344	31.165	263.9	12:37.923							
7	1:44.932	30.948	42.483	31.501	263.9	14:22.855							
8	1:45.435	30.817	42.512	32.106	262.6	16:08.290							
9	1:46.203	31.357	42.981	31.865	252.8	17:54.493							
10	1:44.946	30.671	42.506	31.769	262.0	19:39.439							
11	1:44.922	30.530	42.478	31.914	261.3	21:24.361							
12	1:44.600	30.645	42.422	31.533	260.7	23:08.961							
13	1:45.311	30.838	42.722	31.751	260.1	24:54.272							
14	1:47.797	30.756	45.239	31.802	261.3	26:42.069							
15	1:45.199	30.666	42.735	31.798	260.7	28:27.268							
16	1:45.111	30.681	42.733	31.697	260.7	30:12.379							
17	2:23.425	33.589	50.917	58.919	254.6	32:35.804							
<b>72 Kas HAVERKORT</b> NLD													
Team GP Elite Porsche 911 GT3 Cup													
1	3:30.537	2:02.984	51.399	36.154	149.1	3:30.537							
2	2:03.085	33.604	48.993	40.488	230.3	5:33.622							
3	3:35.116	2:20.514	43.146	31.456	168.3	9:08.738							
4	1:44.479	30.727	42.434	31.318	261.3	10:53.217							
5	1:44.333	30.647	42.160	31.526	262.0	12:37.550							
6	1:44.221	30.616	42.235	31.370	262.0	14:21.771							
7	1:44.181	30.590	42.351	31.240	262.6	16:05.952							
8	1:44.533	30.426	42.349	31.758	262.6	17:50.485							
9	1:45.340	31.342	42.664	31.334	257.0	19:35.825							
10	1:44.366	30.516	42.445	31.405	262.6	21:20.191							
11	1:44.404	30.539	42.407	31.458	261.3	23:04.595							
12	1:45.155	30.675	42.862	31.618	261.3	24:49.750							
13	1:44.865	30.707	42.512	31.646	261.3	26:34.615							
14	1:53.030	30.684	42.681	39.665	262.0	28:27.645							
<b>77 Jules GROUWELS</b> NLD													
Team RaceArt Porsche 911 GT3 Cup													
1	2:28.171	58.669	53.025	36.477	117.9	2:28.171							
2	2:01.621	40.228	47.535	33.858	170.1	4:29.792							
3	1:58.137	32.535	52.426	33.176	241.6	6:27.929							
4	2:07.177	31.718	43.632	51.827	258.9	8:35.106							
5	1:47.728	31.602	43.856	32.270	255.2	10:22.834							
6	1:46.954	31.323	43.589	32.042	257.0	12:09.788							
7	1:46.676	31.297	43.117	32.262	257.0	13:56.464							
8	1:47.585	31.384	44.154	32.047	255.8	15:44.049							
9	1:47.166	31.355	43.621	32.190	257.6	17:31.215							
10	1:56.299	31.143	44.708	40.448	258.2	19:27.514							
11	4:36.711	3:17.794	46.537	32.380	179.1	24:04.225							
12	1:50.857	31.487	45.278	34.092	257.6	25:55.082							
13	1:47.965	31.343	43.555	33.067	257.6	27:43.047							
14	1:47.323	31.213	43.764	32.346	258.2	29:30.370							
15	2:12.324	31.288	46.922	54.114	259.5	31:42.694							
16	6:08.123	4:50.636	44.410	33.077	179.7	37:50.817							
17	1:48.828	31.508	44.403	32.917	257.6	39:39.645							



## SPRINT CHALLENGE SOUTHERN EUROPE



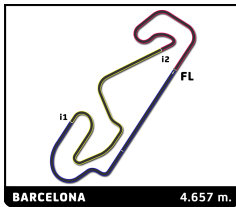
### SPORT DIVISION PORSCHE SPRINT CHALLENGE SOUTHERN EUROPE Private Testing 3

#### Sector Analysis

Lap	Time	Sector 1	Sector 2	Sector 3	T.Spd	Elapsed	Lap	Time	Sector 1	Sector 2	Sector 3	T.Spd	Elapsed
18	1:47.195	31.277	43.508	32.410	259.5	41:26.840	9	1:44.348	30.621	42.293	31.434	258.9	28:51.481
<b>78</b>	<b>Ariel LEVI</b>					ISR	<b>95</b>	<b>Josh STANTON</b>					GBR
	Team GP Elite					Porsche 911 GT3 Cup		Proton Huber Competition					Porsche 911 GT3 Cup
1	2:39.471	1:18.902	47.612	32.957	132.9	2:39.471	1	10:36.983	9:13.577	47.000	36.406	139.0	10:36.983
2	1:51.444B	31.491	43.301	36.652	258.2	4:30.915	2	1:51.835	32.690	46.620	32.525	257.0	12:28.818
3	3:48.234	2:34.160	42.855	31.219	168.3	8:19.149	3	1:46.658	31.241	43.219	32.198	259.5	14:15.476
4	1:44.277	30.690	42.506	<b>31.081</b>	260.7	10:03.426	4	<b>1:44.730</b>	30.722	<b>42.489</b>	<b>31.519</b>	261.3	16:00.206
5	1:44.843	<b>30.562</b>	42.831	31.450	264.5	11:48.269	5	1:45.529	30.868	42.659	32.002	262.6	17:45.735
6	<b>1:44.147</b>	30.639	<b>42.313</b>	31.195	260.7	13:32.416	6	1:57.619B	30.551	42.719	44.349	261.3	19:43.354
7	1:44.660	30.573	42.507	31.580	262.6	15:17.076	7	4:01.080	2:36.221	50.294	34.565	117.2	23:44.434
8	1:44.229	30.598	42.376	31.255	262.6	17:01.305	8	1:56.043	37.470	45.811	32.762	140.3	25:40.477
9	1:44.656	30.707	42.395	31.554	262.0	18:45.961	9	1:46.113	31.064	43.245	31.804	258.2	27:26.590
10	1:46.045	31.393	42.975	31.677	262.6	20:32.006	10	1:45.090	30.527	42.954	31.609	262.0	29:11.680
11	1:45.145	30.898	42.628	31.619	262.0	22:17.151	11	2:16.134B	<b>30.500</b>	49.556	56.078	263.9	31:27.814
12	1:45.013	30.870	42.588	31.555	262.0	24:02.164	12	6:25.104	5:09.135	43.923	32.046	175.9	37:52.918
13	1:45.033	30.824	42.698	31.511	262.0	25:47.197	13	1:45.333	30.778	42.805	31.750	262.0	39:38.251
14	1:44.924	30.717	42.877	31.330	261.3	27:32.121	14	<b>1:56.261B</b>	30.575	42.874	42.812	263.2	41:34.512
15	1:45.057	30.783	42.743	31.531	263.2	29:17.178	<b>99</b>	<b>Jef MACHIELS</b>					BEL
16	2:12.245B	30.783	48.701	52.761	263.9	31:29.423		Belgium Racing					Porsche 911 GT3 Cup
<b>84</b>	<b>Marco GILLTRAP</b>					NZE	1	2:21.389	57.892	49.038	34.459	125.5	2:21.389
	Team GP Elite					Porsche 911 GT3 Cup	2	1:51.430	33.330	45.145	32.955	231.3	4:12.819
1	2:42.349	1:18.025	49.789	34.535	119.5	2:42.349	3	1:47.058	31.655	43.325	32.078	258.2	5:59.877
2	2:05.194B	36.304	45.437	43.453	192.8	4:47.543	4	1:46.344	31.195	43.122	32.027	261.3	7:46.221
3	3:40.411	2:24.648	43.666	32.097	166.5	8:27.954	5	1:46.089	31.441	42.760	31.888	254.0	9:32.310
4	1:45.582	30.930	43.058	31.594	258.2	10:13.536	6	1:45.931	31.026	43.254	<b>31.651</b>	261.3	11:18.241
5	1:44.877	<b>30.614</b>	42.857	<b>31.406</b>	262.0	11:58.413	7	1:45.435	<b>30.835</b>	42.563	32.037	260.1	13:03.676
6	1:44.901	30.615	42.751	31.535	261.3	13:43.314	8	1:45.458	31.014	42.754	31.690	258.9	14:49.134
7	1:45.461	30.965	42.846	31.650	256.4	15:28.775	9	<b>1:45.284</b>	30.868	<b>42.492</b>	31.924	260.7	16:34.418
8	1:44.973	30.642	42.861	31.470	260.7	17:13.748	10	1:45.712	30.957	42.625	32.130	259.5	18:20.130
9	<b>1:44.811</b>	30.660	42.741	31.410	261.3	18:58.559	11	1:53.365B	31.117	43.194	39.054	256.4	20:13.495
10	1:45.637	30.695	<b>42.667</b>	32.275	263.9	20:44.196	12	10:51.124B	9:14.667	48.679	47.778	181.5	31:04.619
11	1:45.501	30.842	43.143	31.516	261.3	22:29.697	13	6:31.445	5:12.327	45.996	33.122	178.5	37:36.064
12	1:45.517	30.839	43.014	31.664	261.3	24:15.214	14	1:47.569	31.414	43.681	32.474	258.9	39:23.633
13	1:45.706	30.818	43.097	31.791	260.7	26:00.920	15	1:46.462	31.117	43.098	32.247	262.0	41:10.095
14	1:46.011	30.923	43.108	31.980	260.7	27:46.931	<b>123</b>	<b>Henri TUOMAALA</b>					FIN
15	1:45.593	30.847	43.069	31.677	262.0	29:32.524		Porsche Estonia					Porsche 911 GT3 Cup
16	2:17.470B	30.992	49.569	56.909	262.6	31:49.994	1	8:25.217	6:56.936	53.925	34.356	127.0	8:25.217
<b>88</b>	<b>Horst Felix FELBERMAYR</b>					AUT	2	1:52.345	34.966	44.609	32.770	238.4	10:17.562
	Proton Huber Competition					Porsche 911 GT3 Cup	3	1:46.436	31.346	43.221	31.869	254.0	12:03.998
1	2:41.615	1:15.693	50.383	35.539	100.5	2:41.615	4	1:45.254	<b>30.735</b>	42.834	31.685	258.9	13:49.252
2	1:53.668	35.722	45.546	32.400	187.1	4:35.283	5	1:45.598	30.849	<b>42.659</b>	32.090	258.9	15:34.850
3	<b>1:48.458</b>	<b>32.346</b>	44.189	<b>31.923</b>	255.2	6:23.741	6	<b>1:45.140</b>	30.754	42.728	<b>31.658</b>	260.7	17:19.990
4	1:56.120B	33.552	<b>43.869</b>	38.699	261.3	8:19.861	7	1:45.692	30.940	42.861	31.891	260.7	19:05.682
<b>94</b>	<b>Mathys JAUBERT</b>					FRA	8	2:00.949B	31.173	43.432	46.344	260.7	21:06.631
	Martinet By Almérás					Porsche 911 GT3 Cup	9	8:52.399	7:35.845	43.845	32.709	171.5	29:59.030
1	3:35.249	2:13.352	47.306	34.591	166.7	3:35.249	10	2:25.524B	36.096	54.691	54.737	257.6	32:24.554
2	1:52.398	34.154	45.556	32.688	257.6	5:27.647	11	5:13.550	3:55.396	45.173	32.981	175.4	37:38.104
3	1:47.144	31.497	43.627	32.020	259.5	7:14.791	12	1:47.577	31.905	43.508	32.164	255.2	39:25.681
4	1:43.648	30.547	42.036	31.065	260.1	8:58.439	13	1:46.798	31.299	43.326	32.173	262.6	41:12.479
5	<b>1:43.376</b>	30.366	42.043	<b>30.967</b>	261.3	10:41.815	<b>911</b>	<b>Gian Luca TÛCCAROGLU</b>					ITA
6	1:43.465	<b>30.362</b>	<b>42.015</b>	31.088	261.3	12:25.280		HP Racing Team (a-workx)					Porsche 911 GT3 Cup
7	1:53.750B	30.525	44.191	39.034	261.3	14:19.030	1	3:25.717B	1:19.873	1:10.218	55.626	112.1	3:25.717
8	12:48.103	...	44.050	32.969	179.7	27:07.133							



## SPRINT CHALLENGE SOUTHERN EUROPE



### SPORT DIVISION

### PORSCHE SPRINT CHALLENGE SOUTHERN EUROPE

### Private Testing 3

### Sector Analysis

— Invalidated Lap

■ Personal Best

■ Session Best

B Crossing the pit lane

Lap	Time	Sector 1	Sector 2	Sector 3	T.Spd	Elapsed	Lap	Time	Sector 1	Sector 2	Sector 3	T.Spd	Elapsed
2	9:51.970	8:07.547	1:01.121	43.302	157.6	13:17.687							
3	1:48.290	31.299	42.749	34.242	255.8	15:05.977							
4	1:45.087	31.016	42.604	31.467	260.1	16:51.064							
5	1:45.252	30.687	42.728	31.837	260.1	18:36.316							
6	1:45.933	30.766	43.465	31.702	260.7	20:22.249							
7	1:45.024	30.752	42.623	31.649	261.3	22:07.273							
8	1:45.285	30.694	42.992	31.599	260.7	23:52.558							
9	1:45.409	30.832	42.933	31.644	261.3	25:37.967							
10	1:45.910	30.909	43.291	31.710	260.7	27:23.877							
11	1:45.163	30.747	42.717	31.699	261.3	29:09.040							
12	2:04.958 B	30.554	44.731	49.673	261.3	31:13.998							

**998** Jan SEYFFERT DEU  
HP Racing Team (a-workx) Porsche 911 GT3 Cup

1	3:24.154 B	1:18.972	1:09.609	55.573	91.3	3:24.154
2	10:02.119 B	8:08.214	1:01.053	52.852	87.7	13:26.273
3	2:07.061	52.849	42.824	31.388	180.9	15:33.334
4	1:44.613	30.636	42.446	31.531	260.7	17:17.947
5	1:44.275	30.558	42.355	31.362	260.7	19:02.222
6	1:45.226	30.797	42.829	31.600	262.6	20:47.448
7	1:56.115 B	30.817	44.119	41.179	261.3	22:43.563