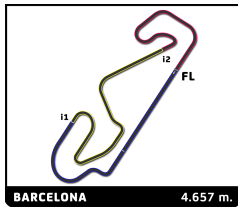


SPRINT CHALLENGE SOUTHERN EUROPE



SPORT DIVISION PORSCHE SPRINT CHALLENGE SOUTHERN EUROPE Private Testing 4

Sector Analysis

— Invalidated Lap

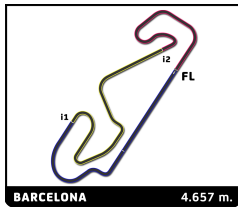
■ Personal Best

■ Session Best

■ Crossing the pit lane

Lap	Time	Sector 1	Sector 2	Sector 3	T.Sp	Elapsed	Lap	Time	Sector 1	Sector 2	Sector 3	T.Sp	Elapsed	
4	Jurriaan DE BACK NLD Hans Weijis Motorsport Porsche 911 GT3 Cup							13	Alexander TAUSCHER DEU Proton Huber Competition Porsche 911 GT3 Cup					
1	6:50.451	5:16.566	56.714	37.171	104.2	6:50.451	1	2:34.279	1:14.762	45.637	33.880	163.2	2:34.279	
2	2:09.260	38.506	54.784	35.970	170.9	8:59.711	2	1:51.036	34.767	44.059	32.210	211.1	4:25.315	
3	2:08.848B	37.403	50.306	41.139	193.8	11:08.559	3	1:45.712	31.287	42.913	31.512	258.9	6:11.027	
4	4:20.410	2:56.676	50.659	33.075	110.5	15:28.969	4	1:44.569	30.521	42.840	31.208	260.7	7:55.596	
5	1:49.759	32.967	44.469	32.323	256.4	17:18.728	5	1:44.070	30.411	42.321	31.338	260.1	9:39.666	
6	1:46.699	30.968	43.387	32.344	260.1	19:05.427	6	1:44.417	30.440	42.479	31.498	260.7	11:24.083	
7	1:58.617	30.971	54.981	32.665	260.7	21:04.044	7	1:44.462	30.581	42.450	31.431	259.5	13:08.545	
8	1:46.979	31.014	43.154	32.811	260.1	22:51.023	8	1:44.174	30.431	42.368	31.375	260.7	14:52.719	
9	1:59.625B	33.394	45.526	40.705	252.3	24:50.648	9	1:44.654	30.585	42.453	31.616	261.3	16:37.373	
8	Cengiz OGUZHAN TUR Team GP Elite Porsche 911 GT3 Cup							17	Dréke JANSSEN NLD RedAnt Racing Porsche 911 GT3 Cup					
1	11:20.249	9:47.304	55.587	37.358	61.1	11:20.249	1	2:16.798	55.152	48.559	33.087	106.7	2:16.798	
2	2:03.375	38.525	48.254	36.596	186.8	13:23.624	2	1:48.252	32.094	44.502	31.656	254.6	4:05.050	
3	1:57.077	34.304	47.613	35.160	236.3	15:20.701	3	1:45.999	31.084	43.298	31.617	261.3	5:51.049	
4	1:52.284	34.111	44.767	33.406	252.8	17:12.985	4	1:45.217	30.690	42.981	31.546	263.2	7:36.266	
5	1:48.419	31.797	44.046	32.576	260.7	19:01.404	5	1:45.136	30.546	42.961	31.629	263.2	9:21.402	
6	1:46.957	31.319	43.270	32.368	261.3	20:48.361	6	1:44.937	30.515	42.916	31.506	262.0	11:06.339	
7	1:47.481	31.429	43.460	32.592	261.3	22:35.842	7	1:45.349	30.752	43.161	31.436	260.1	12:51.688	
8	1:47.797	31.359	43.634	32.804	260.1	24:23.639	8	1:45.480	30.813	42.944	31.723	260.1	14:37.168	
9	2:09.611B	33.115	48.766	47.730	260.7	26:33.250	9	1:44.772	30.637	42.777	31.358	261.3	16:21.940	
9	Oliver GRAY GBR Ombra srl Porsche 911 GT3 Cup							20	Fernando MONJE ESP Martinet By Alméras Porsche 911 GT3 Cup					
1	3:17.002	1:51.791	50.512	34.699	150.4	3:17.002	1	3:34.192	2:13.630	46.867	33.695	169.9	3:34.192	
2	1:52.636	33.136	46.031	33.469	255.2	5:09.638	2	1:48.002	31.916	43.934	32.152	254.6	5:22.194	
3	1:49.456	32.625	44.411	32.420	255.2	6:59.094	3	1:45.573	30.758	42.897	31.918	260.7	7:07.767	
4	1:46.116	31.437	43.046	31.633	263.9	8:45.210	4	1:48.427	30.772	45.067	32.588	260.7	8:56.194	
5	1:44.602	30.494	42.564	31.544	262.6	10:29.812	5	1:54.527B	30.887	43.604	40.036	260.7	10:50.721	
6	1:44.059	30.371	42.344	31.344	262.6	12:13.871	6	4:22.667	3:01.242	47.896	33.529	159.2	15:13.388	
7	1:44.486	30.369	42.557	31.560	262.0	13:58.357	7	1:49.012	31.992	44.634	32.386	252.8	17:02.400	
8	1:44.570	30.570	42.406	31.594	260.7	15:42.927	8	1:47.275	31.310	43.421	32.544	256.4	18:49.675	
9	1:53.922B	30.536	42.558	40.828	262.6	17:36.849	9	1:50.369	30.836	45.156	34.377	261.3	20:40.044	
10	3:41.525	2:25.566	43.112	32.847	181.5	21:18.374	10	1:44.963	30.802	42.599	31.562	262.6	22:25.007	
11	1:44.598	30.526	42.492	31.580	261.3	23:02.972	11	1:44.593	30.566	42.466	31.561	263.2	24:09.600	
12	1:44.438	30.664	42.462	31.312	261.3	24:47.410	12	1:58.614B	31.414	44.069	43.131	263.9	26:08.214	
13	1:44.379	30.543	42.376	31.460	262.0	26:31.789								
12	Senna VAN SOELEN NLD Team RaceArt Porsche 911 GT3 Cup							21	Sacha NORDEN NLD JW Raceservice Porsche 911 GT3 Cup					
1	2:03.292	44.151	46.186	32.955	156.9	2:03.292	1	2:18.142	57.463	47.383	33.296	140.8	2:18.142	
2	1:48.869	32.236	44.278	32.355	236.9	3:52.161	2	1:48.697	31.989	44.603	32.105	254.6	4:06.839	
3	1:47.664	31.620	43.673	32.371	257.6	5:39.825	3	1:45.985	30.998	43.184	31.803	262.6	5:52.824	
4	1:47.334	31.147	43.641	32.546	262.0	7:27.159	4	1:45.393	30.759	42.980	31.654	263.9	7:38.217	
5	1:52.809B	31.281	43.450	38.078	260.7	9:19.968	5	1:55.734B	30.984	43.025	41.725	263.2	9:33.951	
6	4:58.270	3:34.360	49.414	34.496	118.4	14:18.238	6	3:48.478	2:28.253	46.902	33.323	128.4	13:22.429	
7	1:54.638	33.962	47.605	33.071	231.3	16:12.876								
8	1:47.291	32.330	43.588	31.373	193.8	18:00.167								
9	1:44.155	30.467	42.390	31.298	262.6	19:44.322								
10	1:45.239	30.379	42.376	32.484	263.2	21:29.561								
11	1:47.758	30.459	45.427	31.872	263.9	23:17.319								
12	1:43.815	30.461	42.337	31.017	263.2	25:01.134								





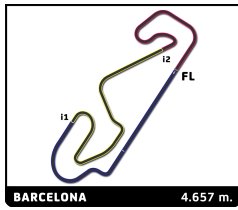
SPORT DIVISION PORSCHE SPRINT CHALLENGE SOUTHERN EUROPE Private Testing 4

Sector Analysis

_ Invalidated Lap							■ Personal Best ■ Session Best ■ Crossing the pit lane						
Lap	Time	Sector 1	Sector 2	Sector 3	T.Sp	Elapsed	Lap	Time	Sector 1	Sector 2	Sector 3	T.Sp	Elapsed
7	1:47.107	31.923	43.566	31.618	243.8	15:09.536	7	3:20.032	2:01.389	45.658	32.985	170.1	14:34.690
8	1:44.671	30.673	42.760	31.238	260.7	16:54.207	8	1:45.213	31.397	42.573	31.243	250.5	16:19.903
9	1:43.576	30.392	42.198	30.986	262.0	18:37.783	9	1:43.618	30.391	42.210	31.017	263.2	18:03.521
10	1:43.574	30.305	42.144	31.125	261.3	20:21.357	10	1:43.959	30.321	42.440	31.198	263.9	19:47.480
11	1:54.663B	30.366	42.656	41.641	263.2	22:16.020	11	1:44.279	30.415	42.370	31.494	263.9	21:31.759
27 Giuseppe GUIRRETI ITA Raptor Engineering Porsche 911 GT3 Cup							47 Alexander REIMANN EST EST1 Racing Porsche 911 GT3 Cup						
1	8:49.545	7:22.703	52.732	34.110	115.7	8:49.545	1	3:59.461	2:39.724	46.627	33.110	110.8	3:59.461
2	2:02.015	39.607	49.478	32.930	191.1	10:51.560	2	1:48.060	31.561	44.045	32.454	260.7	5:47.521
3	1:45.241	31.029	42.775	31.437	260.1	12:36.801	3	1:48.559	32.818	43.525	32.216	193.1	7:36.080
4	1:45.154	30.844	42.652	31.658	262.6	14:21.955	4	1:59.420B	33.287	44.305	41.828	228.9	9:35.500
5	1:54.412	30.634	49.542	34.236	262.6	16:16.367	5	6:03.245	4:41.129	48.110	34.006	139.7	15:38.745
6	1:57.722B	32.447	43.983	41.292	262.0	18:14.089	6	1:52.989	31.799	46.169	35.021	256.4	17:31.734
7	5:13.849	3:58.914	43.332	31.603	173.7	23:27.938	7	1:45.392	31.048	42.994	31.350	260.1	19:17.126
8	1:44.904	30.653	42.704	31.547	262.6	25:12.842	8	1:44.749	30.533	43.011	31.205	262.0	21:01.875
29 Louis ROUSSET FRA Martinet By Alméras Porsche 911 GT3 Cup							9 1:44.749 30.611 42.684 31.454 262.6 22:46.624						
1	3:01.978	1:43.448	45.728	32.802	119.6	3:01.978	10	1:44.699	30.533	42.707	31.459	264.5	24:31.323
2	1:46.544	31.508	43.334	31.702	258.2	4:48.522	11	1:46.580	30.552	42.647	33.381	263.2	26:17.903
3	1:45.247	30.827	42.920	31.500	260.7	6:33.769	48 Thomas KANGRO EST Porsche Estonia Porsche 911 GT3 Cup						
4	1:46.722	30.705	42.895	33.122	262.6	8:20.491	1	2:30.346	1:06.188	50.799	33.359	98.7	2:30.346
5	1:44.686	30.648	42.604	31.434	262.6	10:05.177	2	1:56.303	36.608	44.974	34.721	186.5	4:26.649
6	1:44.724	30.538	42.677	31.509	262.0	11:49.901	3	1:47.783	31.881	43.983	31.919	257.0	6:14.432
7	1:44.421	30.592	42.301	31.528	262.0	13:34.322	4	1:45.348	30.933	42.954	31.461	260.7	7:59.780
8	1:46.481	30.832	43.023	32.626	261.3	15:20.803	5	1:44.744	30.537	42.663	31.544	262.6	9:44.524
9	1:44.880	30.730	42.547	31.603	260.7	17:05.683	6	1:45.015	30.513	42.900	31.602	261.3	11:29.539
10	1:44.987	30.708	42.571	31.708	262.6	18:50.670	7	2:05.524	30.866	1:01.920	32.738	260.1	13:35.063
11	1:45.963	30.684	42.624	32.655	263.9	20:36.633	8	1:46.469	30.657	43.348	32.464	262.0	15:21.532
12	1:44.786	30.734	42.537	31.515	262.6	22:21.419	9	1:48.041	32.429	43.736	31.876	262.0	17:09.573
13	1:45.018	30.636	42.766	31.616	263.9	24:06.437	10	1:45.731	30.723	43.031	31.977	262.0	18:55.304
14	1:59.670B	30.641	42.629	46.400	263.2	26:06.107	11	1:45.859	30.866	43.168	31.825	259.5	20:41.163
31 Sebastian FREYMUTH DEU Proton Huber Competition Porsche 911 GT3 Cup							12 1:45.663 30.732 43.007 31.924 262.6 22:26.826						
1	3:25.392	2:05.079	46.981	33.332	163.5	3:25.392	13	1:45.769	30.690	43.152	31.927	262.6	24:12.595
2	1:48.610	32.269	43.992	32.349	234.3	5:14.002	14	1:59.642B	30.718	43.049	45.875	262.0	26:12.237
3	1:46.151	31.211	43.020	31.920	257.6	7:00.153	52 Angus WHITESIDE GBR VELOSO MOTORSPORT Porsche 911 GT3 Cup						
4	1:45.546	30.918	42.923	31.705	263.2	8:45.699	1	2:21.608	56.685	50.031	34.892	124.8	2:21.608
5	1:45.675	30.945	42.887	31.843	265.8	10:31.374	2	1:58.500	33.620	49.113	35.767	211.1	4:20.108
6	1:45.798	30.501	43.382	31.915	263.2	12:17.172	3	1:58.694	34.863	48.294	35.537	249.9	6:18.802
7	1:48.679	33.642	43.344	31.693	262.6	14:05.851	4	2:06.760	37.708	51.919	37.133	259.5	8:25.562
8	1:45.177	30.788	42.621	31.768	261.3	15:51.028	5	1:55.120	35.176	47.509	32.435	221.4	10:20.682
9	1:51.540B	30.749	43.731	37.060	263.2	17:42.568	6	1:45.986	30.999	43.127	31.860	260.7	12:06.668
10	4:22.821	3:06.017	44.962	31.842	173.1	22:05.389	7	2:13.789B	30.827	59.259	43.703	259.5	14:20.457
11	1:45.048	30.813	42.783	31.452	251.1	23:50.437	8	4:24.787	3:01.565	50.135	33.087	149.8	18:45.244
12	1:43.995	30.480	42.499	31.016	262.0	25:34.432	9	1:47.907	32.159	43.854	31.894	240.0	20:33.151
32 Robin KNUTSSON SWE WestCoast Racing Porsche 911 GT3 Cup							10 1:44.602 30.641 42.580 31.381 261.3 22:17.753						
1	2:15.266	55.329	46.524	33.413	145.9	2:15.266	11	1:44.776	30.607	42.650	31.519	261.3	24:02.529
2	1:47.718	32.215	43.583	31.920	245.4	4:02.984	12	1:59.439B	30.462	42.889	46.088	262.6	26:01.968
3	1:45.392	30.868	42.789	31.735	262.6	5:48.376	55 Sid SMITH GBR Team Parker Racing Porsche 911 GT3 Cup						
4	1:45.235	30.710	42.798	31.727	262.6	7:33.611	1	9:11.589	7:35.424	56.499	39.666	104.9	9:11.589
5	1:44.680	30.480	42.647	31.553	263.2	9:18.291							
6	1:56.367B	30.510	43.910	41.947	263.2	11:14.658							



SPRINT CHALLENGE SOUTHERN EUROPE



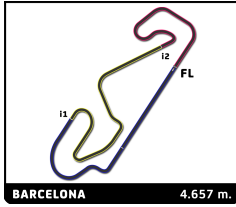
SPORT DIVISION PORSCHE SPRINT CHALLENGE SOUTHERN EUROPE Private Testing 4

Sector Analysis

_ Invalidated Lap							■ Personal Best							■ Session Best							■ Crossing the pit lane																																																																					
Lap	Time	Sector 1	Sector 2	Sector 3	T.Spd	Elapsed	Lap	Time	Sector 1	Sector 2	Sector 3	T.Spd	Elapsed	Lap	Time	Sector 1	Sector 2	Sector 3	T.Spd	Elapsed	Lap	Time	Sector 1	Sector 2	Sector 3	T.Spd	Elapsed																																																															
72 Kas HAVERKORT NLD																																																																																										
Team GP Elite														Porsche 911 GT3 Cup																																																																												
1	4:57.520	3:29.481	52.688	35.351	147.5	4:57.520	2	1:54.686	33.253	46.443	34.990	251.1	6:52.206	3	1:50.911	31.913	44.673	34.325	255.8	8:43.117	4	1:44.366	30.576	42.467	31.323	261.3	10:27.483	5	1:44.108	30.340	42.432	31.336	262.0	12:11.591	6	1:56.261	30.629	44.681	40.951	260.7	14:07.852	7	5:21.974	4:06.780	43.651	31.543	181.8	19:29.826	8	1:49.314	30.497	42.896	35.921	262.6	21:19.140	9	1:54.214	31.453	48.001	34.760	263.9	23:13.354	10	1:52.038	30.497	43.701	37.840	262.0	25:05.392																					
77 Jules GROUWELS NLD																																																																																										
Team RaceArt														Porsche 911 GT3 Cup																																																																												
1	2:16.247	51.968	48.783	35.496	117.2	2:16.247	2	2:00.074	39.539	47.370	33.165	162.8	4:16.321	3	1:48.587	32.020	44.000	32.567	254.6	6:04.908	4	1:51.902	31.333	43.464	37.105	258.2	7:56.810	5	1:47.048	31.265	43.418	32.365	260.1	9:43.858	6	1:56.012	32.587	43.941	39.484	224.2	11:39.870	7	3:49.625	2:13.579	57.765	38.281	149.3	15:29.495	8	2:00.098	38.539	45.194	36.365	157.1	17:29.593	9	1:49.881	34.511	43.445	31.925	210.7	19:19.474	10	2:00.785	30.714	42.915	47.156	260.7	21:20.259	11	1:45.490	31.026	42.784	31.680	260.1	23:05.749	12	1:46.467	30.961	43.813	31.693	260.7	24:52.216	13	1:46.300	30.864	43.663	31.773	260.1	26:38.516
78 Ariel LEVI ISR																																																																																										
Team GP Elite														Porsche 911 GT3 Cup																																																																												
1	4:35.477	3:14.919	47.983	32.575	117.2	4:35.477	2	1:48.689	31.938	44.734	32.017	256.4	6:24.166	3	1:44.672	30.525	43.055	31.092	263.9	8:08.838	4	1:43.721	30.237	42.373	31.111	263.9	9:52.559	5	1:43.897	30.306	42.350	31.241	263.2	11:36.456	6	1:55.342	31.142	44.538	39.662	262.0	13:31.798	7	4:16.312	2:53.065	48.328	34.919	124.1	17:48.110	8	1:50.365	32.823	44.750	32.792	253.4	19:38.475	9	1:45.740	31.206	43.330	31.204	257.6	21:24.215	10	1:43.430	30.389	42.288	30.753	263.9	23:07.645	11	1:43.696	30.189	42.174	31.333	263.9	24:51.341	12	2:06.805	35.610	47.109	44.086	186.8	26:58.146							
84 Marco GILLTRAP NZE																																																																																										
Team GP Elite														Porsche 911 GT3 Cup																																																																												
1	4:39.023	3:19.945	46.365	32.713	112.7	4:39.023	2	1:47.319	31.606	43.935	31.778	257.6	6:26.342	3	1:44.985	30.735	42.841	31.409	262.6	8:11.327																																																																						
88 Horst Felix FELBERMAYR AUT																																																																																										
Proton Huber Competition														Porsche 911 GT3 Cup																																																																												
1	2:28.840	1:07.141	48.922	32.777	122.0	2:28.840	2	2:08.591	38.483	49.952	40.156	198.0	4:37.431	3	8:31.662	7:15.648	43.729	32.285	175.9	13:09.093	4	1:44.498	30.743	42.491	31.264	260.1	14:53.591	5	1:50.800	30.795	42.617	37.388	262.0	16:44.391	6	3:20.050	2:05.933	42.840	31.277	182.4	20:04.441	7	1:44.368	30.531	42.381	31.456	261.3	21:48.809	8	1:53.240	30.565	42.730	39.945	261.3	23:42.049																																			
94 Mathys JAUBERT FRA																																																																																										
Martinet By Alméras														Porsche 911 GT3 Cup																																																																												
1	3:20.901	1:56.595	49.686	34.620	160.8	3:20.901	2	1:54.470	34.072	47.372	33.026	214.4	5:15.371	3	1:47.965	31.767	44.060	32.138	260.1	7:03.336	4	1:46.473	30.805	43.046	32.622	261.3	8:49.809	5	2:00.656	37.681	49.394	33.581	196.2	10:50.465	6	1:44.362	30.760	42.413	31.189	257.6	12:34.827	7	1:44.068	30.551	42.245	31.272	260.1	14:18.895	8	1:44.091	30.549	42.230	31.312	261.3	16:02.986	9	1:52.239	30.419	42.524	39.296	260.7	17:55.225	10	4:46.974	3:32.757	42.734	31.483	182.1	22:42.199	11	1:44.348	30.524	42.385	31.439	263.2	24:26.547	12	1:51.837	30.804	42.485	38.548	263.2	26:18.384							
95 Josh STANTON GBR																																																																																										
Proton Huber Competition														Porsche 911 GT3 Cup																																																																												
1	2:38.701	1:15.061	49.279	34.361	145.2	2:38.701	2	1:51.964	35.164	44.652	32.148	218.3	4:30.665	3	1:46.161	31.030	43.346	31.785	261.3	6:16.826	4	1:47.398	32.306	43.357	31.735	263.9	8:04.224	5	1:50.105	32.022	44.580	33.503	262.0	9:54.329	6	1:48.522	32.196	44.504	31.822	262.6	11:42.851	7	1:45.278	30.502	42.946	31.830	263.2	13:28.129	8	1:56.336	30.722	42.800	42.814	261.3	15:24.465	9	4:25.740	3:09.646	44.332	31.762	163.7	19:50.205	10	1:46.093	30.653	43.517	31.923	263.2	21:36.298	11	1:45.434	30.538	42.537	32.359	263.9	23:21.732	12	2:10.722	33.454	51.888	45.380	260.1	25:32.454							
99 Jef MACHIELS BEL																																																																																										
Belgium Racing														Porsche 911 GT3 Cup																																																																												
1	3:43.753	2:19.625	48.986	35.142	171.2	3:43.753	2	1:49.866	32.239	44.852	32.775	254.0	5:33.619	3	1:47.106	31.357	43.656	32.093	259.5	7:20.725	4	1:46.196	31.148	43.080	31.968	260.7	9:06.921	5	1:51.748	30.968	42.947	37.833	260.7	10:58.669																																																								



SPRINT CHALLENGE SOUTHERN EUROPE



SPORT DIVISION

PORSCHE SPRINT CHALLENGE SOUTHERN EUROPE

Private Testing 4

Sector Analysis

— Invalidated Lap

■ Personal Best

■ Session Best

B Crossing the pit lane

Lap	Time	Sector 1	Sector 2	Sector 3	T.Spd	Elapsed	Lap	Time	Sector 1	Sector 2	Sector 3	T.Spd	Elapsed
6	4:49.970	3:24.332	51.664	33.974	144.8	15:48.639							
7	2:02.059	34.766	53.854	33.439	181.8	17:50.698							
8	1:49.637	32.362	44.980	32.295	254.6	19:40.335							
9	1:53.013	30.690	43.074	39.249	261.3	21:33.348							
10	1:44.971	30.766	42.549	31.656	262.6	23:18.319							
11	1:44.380	30.801	42.337	31.242	262.6	25:02.699							

123 **Henri TUOMAALA** FIN
Porsche Estonia Porsche 911 GT3 Cup

1	4:50.904	3:21.439	51.903	37.562	107.9	4:50.904
2	1:54.387	34.444	45.939	34.004	226.0	6:45.291
3	1:46.595	31.429	43.257	31.909	257.0	8:31.886
4	1:44.503	30.661	42.552	31.290	261.3	10:16.389
5	1:44.392	30.570	42.459	31.363	261.3	12:00.781
6	2:04.646 B	30.723	46.856	47.067	260.1	14:05.427
7	12:51.909 B	...	48.199	51.036	116.7	26:57.336

911 **Gian Luca TÛCCAROGLU** ITA
HP Racing Team (a-workx) Porsche 911 GT3 Cup

1	6:37.492	4:59.370	58.974	39.148	128.5	6:37.492
2	2:02.325	36.511	48.834	36.980	165.0	8:39.817
3	1:58.596 B	31.872	45.333	41.391	254.0	10:38.413
4	2:18.328	1:02.943	43.550	31.835	172.6	12:56.741
5	1:45.508	31.023	42.825	31.660	259.5	14:42.249
6	1:45.614	30.995	42.946	31.673	260.7	16:27.863
7	1:45.415	30.806	42.747	31.862	261.3	18:13.278
8	1:46.181	30.966	43.168	32.047	260.7	19:59.459
9	1:45.546	30.731	42.928	31.887	261.3	21:45.005
10	1:45.905	30.794	43.379	31.732	261.3	23:30.910
11	1:45.031	30.762	42.681	31.588	261.3	25:15.941