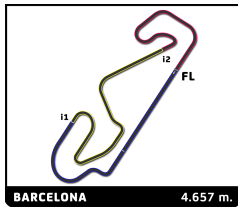


SPRINT CHALLENGE SOUTHERN EUROPE



SPORT DIVISION PORSCHE SPRINT CHALLENGE SOUTHERN EUROPE Free Practice

Sector Analysis

— Invalidated Lap

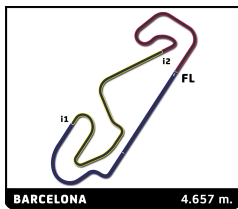
■ Personal Best

■ Session Best

■ Crossing the pit lane

Lap	Time	Sector 1	Sector 2	Sector 3	T.Sp	Elapsed	Lap	Time	Sector 1	Sector 2	Sector 3	T.Sp	Elapsed		
4	Jurriaan DE BACK NLD							10	Pietro ARMANNI ITA						
	Hans Weijts Motorsport Porsche 911 GT3 Cup								Ghinzani Arco Motorsport Porsche 911 GT3 Cup						
1	2:22.244	53.433	54.070	34.741	118.9	2:22.244	1	26:09.196	...	52.839	35.958	107.8	26:09.196		
2	1:53.003	32.679	46.494	33.830	251.1	4:15.247	2	1:58.532	38.062	46.952	33.518	188.1	28:07.728		
3	1:48.817	31.703	44.338	32.776	260.1	6:04.064	3	1:52.224	32.538	47.328	32.358	240.0	29:59.952		
4	1:47.843	31.426	43.840	32.577	261.3	7:51.907	4	1:44.707	30.638	42.833	31.236	261.3	31:44.659		
5	1:47.728	31.712	43.627	32.389	260.7	9:39.635	5	1:44.175	30.510	42.751	30.914	262.0	33:28.834		
6	1:48.280	31.334	43.832	33.114	260.7	11:27.915	6	1:49.770	30.718	45.344	33.708	262.6	35:18.604		
7	1:56.797B	31.470	44.523	40.804	261.3	13:24.712	7	1:48.067	30.453	42.620	34.994	261.3	37:06.671		
8	3:53.246	2:28.478	50.755	34.013	111.1	17:17.958	8	1:44.235	30.471	42.464	31.300	260.1	38:50.906		
9	1:53.169	33.643	46.613	32.913	251.1	19:11.127	9	1:44.775	30.677	42.465	31.633	259.5	40:35.681		
10	1:46.363	31.394	43.178	31.791	257.6	20:57.490	10	1:48.899	30.969	45.434	32.496	260.1	42:24.580		
11	1:45.176	30.770	42.834	31.572	258.2	22:42.666	11	1:44.881	30.770	42.627	31.484	260.7	44:09.461		
12	1:44.774	30.608	42.685	31.481	259.5	24:27.440	12	1:56.955B	30.519	43.786	42.650	260.1	46:06.416		
13	1:53.055B	30.592	43.032	39.431	259.5	26:20.495									
14	3:21.790	2:07.290	42.880	31.620	183.3	29:42.285									
15	1:45.245	30.590	42.846	31.809	260.1	31:27.530									
16	1:45.236	30.710	42.702	31.824	258.9	33:12.766									
17	1:45.786	30.829	42.648	32.309	262.0	34:58.552									
18	1:45.095	31.043	42.619	31.433	255.8	36:43.647									
19	1:45.721	30.801	42.904	32.016	262.0	38:29.368									
20	1:55.391B	31.998	43.087	40.306	257.0	40:24.759									
8	Cengiz OGUZHAN TUR							12	Senna VAN SOELEN NLD						
	Team GP Elite Porsche 911 GT3 Cup								Team RaceArt Porsche 911 GT3 Cup						
1	19:19.954	...	48.781	33.929	127.2	19:19.954	1	2:23.749	1:00.488	49.591	33.670	101.7	2:23.749		
2	1:49.897	32.119	44.518	33.260	258.2	21:09.851	2	1:48.945	32.317	44.586	32.042	256.4	4:12.694		
3	1:49.696	32.250	44.590	32.856	258.2	22:59.547	3	1:48.300	31.428	45.007	31.865	258.9	6:00.994		
4	1:48.899	31.769	44.364	32.766	259.5	24:48.446	4	1:45.402	31.050	42.900	31.452	262.0	7:46.396		
5	1:49.713	31.672	44.677	33.364	258.2	26:38.159	5	1:45.730	30.848	43.201	31.681	262.0	9:32.126		
6	1:48.873	31.699	44.200	32.974	258.2	28:27.032	6	1:44.999	30.665	42.804	31.530	262.6	11:17.125		
7	1:48.487	31.738	44.117	32.632	258.9	30:15.519	7	1:44.927	30.721	42.762	31.444	262.0	13:02.052		
8	1:52.632	31.914	44.567	36.151	258.9	32:08.151	8	1:45.751	30.598	43.360	31.793	263.2	14:47.803		
9	1:50.106	32.007	45.177	32.922	261.3	33:58.257	9	1:45.358	30.814	42.804	31.740	263.2	16:33.161		
10	1:49.078	31.845	44.204	33.029	260.1	35:47.335	10	1:45.421	30.575	42.998	31.848	262.0	18:18.582		
11	2:14.068B	36.182	49.502	48.384	161.5	38:01.403	11	1:45.371	30.924	42.741	31.706	261.3	20:03.953		
9	Oliver GRAY GBR							13	Alexander TAUSCHER DEU						
	Ombra srl Porsche 911 GT3 Cup								Proton Huber Competition Porsche 911 GT3 Cup						
1	16:05.127	...	51.573	36.171	127.9	16:05.127	1	2:32.513	1:05.581	51.807	35.125	125.7	2:32.513		
2	1:54.297	33.934	46.579	33.784	229.9	17:59.424	2	1:51.039	33.858	44.786	32.395	233.3	4:23.552		
3	1:50.359	32.891	44.851	32.617	251.7	19:49.783	3	1:46.239	31.253	43.234	31.752	258.9	6:09.791		
4	1:45.566	31.139	42.837	31.590	257.6	21:35.349	4	1:48.526	33.673	43.012	31.841	261.3	7:58.317		
5	1:45.229	30.646	42.867	31.716	258.9	23:20.578	5	1:45.314	30.761	42.964	31.589	262.6	9:43.631		
6	1:44.559	30.521	42.535	31.503	259.5	25:05.137	6	1:45.242	30.720	42.721	31.801	262.0	11:28.873		
7	1:44.737	30.441	42.596	31.700	259.5	26:49.874	7	1:45.480	30.694	43.039	31.747	263.2	13:14.353		
8	1:54.823B	31.137	43.406	40.280	260.1	28:44.697	8	1:54.568B	30.828	42.646	41.094	262.0	15:08.921		
9	4:34.824	3:19.357	43.308	32.159	181.2	33:19.521	9	5:26.320	4:03.432	47.996	34.892	142.1	20:35.241		
10	1:47.419	30.544	43.484	33.391	262.0	35:06.940	10	1:53.870	36.624	44.908	32.338	195.2	22:29.111		
11	1:46.739	30.679	42.536	33.524	260.1	36:53.679	11	1:45.305	30.982	42.945	31.378	252.8	24:14.416		
12	2:04.454B	37.382	45.512	41.560	258.9	38:58.133	12	1:44.874	30.547	42.827	31.500	259.5	25:59.290		
13	3:24.625	2:06.169	45.438	33.018	156.0	42:22.758	13	1:44.798	30.918	42.502	31.378	260.1	27:44.088		
14	1:50.118	32.875	44.955	32.288	254.6	44:12.876									
15	1:45.278	30.845	42.783	31.650	258.2	45:58.154									

SPRINT CHALLENGE SOUTHERN EUROPE



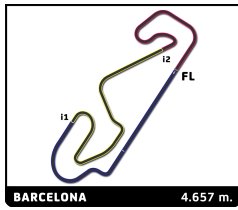
SPORT DIVISION PORSCHE SPRINT CHALLENGE SOUTHERN EUROPE Free Practice

Sector Analysis

_ Invalidated Lap							■ Personal Best		■ Session Best		■ Crossing the pit lane			
Lap	Time	Sector 1	Sector 2	Sector 3	T.Spd	Elapsed	Lap	Time	Sector 1	Sector 2	Sector 3	T.Spd	Elapsed	
14	1:44.279	30.509	42.264	31.506	260.7	29:28.367	2	1:49.596	32.144	45.009	32.443	246.5	4:14.145	
15	1:44.251	30.565	42.339	31.347	261.3	31:12.618	3	1:45.766	31.024	43.056	31.686	252.3	5:59.911	
16	1:52.050B	30.468	42.364	39.218	261.3	33:04.668	4	1:45.084	30.618	42.788	31.678	262.0	7:44.995	
17	5:09.274	3:55.106	42.686	31.482	180.3	38:13.942	5	1:45.671	31.040	42.831	31.800	264.5	9:30.666	
18	1:45.020	30.520	42.950	31.550	259.5	39:58.962	6	1:44.753	30.606	42.775	31.372	262.6	11:15.419	
19	1:44.500	30.569	42.532	31.399	259.5	41:43.462	7	1:44.546	30.625	42.593	31.328	260.7	12:59.965	
20	1:44.477	30.547	42.466	31.464	259.5	43:27.939	8	1:44.660	30.552	42.588	31.520	262.6	14:44.625	
21	1:44.812	30.699	42.410	31.703	258.2	45:12.751	9	1:45.153	30.756	42.944	31.453	260.7	16:29.778	
17 Dréke JANSSEN NLD RedAnt Racing Porsche 911 GT3 Cup							10	1:44.994	30.832	42.392	31.770	260.1	18:14.772	
1	2:21.052	51.866	54.414	34.772	127.6	2:21.052	11	1:45.138	30.807	42.871	31.460	258.9	19:59.910	
2	1:50.490	32.856	45.156	32.478	252.3	4:11.542	12	1:45.130	30.827	42.902	31.401	259.5	21:45.040	
3	1:50.714	31.499	43.763	35.452	258.9	6:02.256	13	1:45.587	30.557	43.200	31.830	260.7	23:30.627	
4	1:47.947	32.016	44.123	31.808	260.7	7:50.203	14	1:45.503	30.651	43.061	31.791	259.5	25:16.130	
5	1:46.710	31.138	43.584	31.988	261.3	9:36.913	15	1:45.629	30.799	43.044	31.786	260.1	27:01.759	
6	1:46.448	31.076	43.385	31.987	260.1	11:23.361	16	1:45.233	30.705	42.834	31.694	260.7	28:46.992	
7	1:54.048B	31.134	43.112	39.802	260.7	13:17.409	17	1:52.800B	30.781	42.644	39.375	261.3	30:39.792	
8	4:24.119	3:07.744	44.371	32.004	146.9	17:41.528	18	3:53.636	2:38.522	43.027	32.087	182.1	34:33.428	
9	1:47.189	31.100	43.129	32.960	257.6	19:28.717	19	1:46.558	31.018	43.412	32.128	259.5	36:19.986	
10	1:46.932	31.026	43.290	32.616	259.5	21:15.649	20	1:55.732B	31.201	43.169	41.362	259.5	38:15.718	
11	1:54.912B	31.074	43.500	40.338	260.1	23:10.561	21	2:53.162B	1:29.045	43.233	40.884	183.0	41:08.880	
12	5:51.911	4:18.630	57.757	35.524	108.5	29:02.472	27 Giuseppe GUIRRETI ITA Raptor Engineering Porsche 911 GT3 Cup							
13	2:02.549	35.082	52.568	34.899	249.9	31:05.021	1	7:16.536	5:40.485	57.757	38.294	82.3	7:16.536	
14	1:49.133	32.186	44.769	32.178	256.4	32:54.154	2	1:56.899	36.696	46.928	33.275	204.7	9:13.435	
15	1:45.686	30.888	43.110	31.688	258.9	34:39.840	3	1:47.218	31.508	43.191	32.519	257.6	11:00.653	
16	1:44.517	30.699	42.569	31.249	260.7	36:24.357	4	1:47.071	31.165	43.963	31.943	260.7	12:47.724	
17	1:44.375	30.800	42.433	31.142	261.3	38:08.732	5	1:45.684	30.879	42.971	31.834	261.3	14:33.408	
18	1:45.119	30.815	42.617	31.687	259.5	39:53.851	6	1:45.825	30.925	42.939	31.961	262.0	16:19.233	
19	1:56.155B	30.711	43.006	42.438	259.5	41:50.006	7	1:58.612B	31.096	43.845	43.671	262.6	18:17.845	
20 Fernando MONJE ESP Martinet By Alméras Porsche 911 GT3 Cup							8	5:35.045	3:58.915	56.286	39.844	101.3	23:52.890	
1	2:55.722	1:29.700	50.306	35.716	151.0	2:55.722	9	1:57.497	39.040	45.447	33.010	156.4	25:50.387	
2	1:55.482	34.441	47.004	34.037	240.5	4:51.204	10	1:47.738	33.115	43.014	31.609	232.3	27:38.125	
3	1:50.153	32.066	44.557	33.530	259.5	6:41.357	11	1:44.406	30.542	42.519	31.345	262.0	29:22.531	
4	1:47.200	31.611	43.728	31.861	260.7	8:28.557	12	1:44.746	30.459	42.555	31.732	262.6	31:07.277	
5	1:46.013	31.023	43.056	31.934	260.7	10:14.570	13	2:09.917	31.153	1:00.375	38.389	263.2	33:17.194	
6	1:46.412	30.894	42.953	32.565	262.0	12:00.982	14	1:54.887	30.829	43.313	40.745	260.7	35:12.081	
7	2:06.230B	36.403	47.040	42.787	258.2	14:07.212	15	1:56.755B	30.880	43.245	42.630	260.7	37:08.836	
8	5:59.278	4:31.843	50.410	37.025	109.3	20:06.490	16	4:07.468	2:52.076	43.508	31.884	72.9	41:16.304	
9	1:53.971	34.414	46.272	33.285	249.4	22:00.461	17	1:45.538	30.726	42.770	32.042	260.7	43:01.842	
10	1:49.127	31.938	44.270	32.919	254.6	23:49.588	18	1:45.122	30.574	42.920	31.628	261.3	44:46.964	
11	1:46.100	31.157	43.111	31.832	260.1	25:35.688	19	1:57.255B	30.599	43.484	43.172	263.2	46:44.219	
12	1:45.048	30.663	42.742	31.643	260.7	27:20.736	29 Louis ROUSSET FRA Martinet By Alméras Porsche 911 GT3 Cup							
13	1:44.869	30.655	42.517	31.697	261.3	29:05.605	1	2:41.413B	1:08.413	51.431	41.569	102.9	2:41.413	
14	1:56.808	31.857	49.312	35.639	262.6	31:02.413	2	2:25.052	1:08.106	44.521	32.425	166.2	5:06.465	
15	1:55.863	31.466	51.340	33.057	260.7	32:58.276	3	1:47.018	31.414	43.685	31.919	255.8	6:53.483	
16	1:57.963	33.552	51.865	32.546	261.3	34:56.239	4	1:45.656	31.155	42.918	31.583	262.6	8:39.139	
17	1:45.430	30.938	42.622	31.870	262.0	36:41.669	5	1:45.620	30.799	43.109	31.712	261.3	10:24.759	
18	1:50.871	30.875	45.177	34.819	262.0	38:32.540	6	1:45.452	30.750	42.797	31.905	262.0	12:10.211	
19	1:45.605	30.965	42.580	32.060	260.7	40:18.145	7	1:51.193	30.883	46.736	33.574	262.0	14:01.404	
20	2:01.513B	33.080	45.426	43.007	252.3	42:19.658	8	1:54.950B	30.985	42.921	41.044	261.3	15:56.354	
21 Sacha NORDEN NLD JW Raceservice Porsche 911 GT3 Cup							9	5:06.099	3:38.970	49.532	37.597	145.9	21:02.453	
1	2:24.549	1:01.284	49.428	33.837	121.7	2:24.549	10	1:49.479	32.771	44.478	32.230	236.3	22:51.932	
							11	1:45.757	31.173	43.120	31.464	257.6	24:37.689	
							12	1:49.840	30.630	42.485	36.725	261.3	26:27.529	



SPRINT CHALLENGE SOUTHERN EUROPE



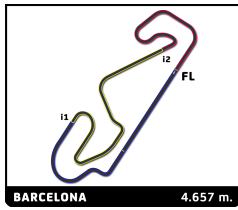
SPORT DIVISION PORSCHE SPRINT CHALLENGE SOUTHERN EUROPE Free Practice

Sector Analysis

_ Invalidated Lap							■ Personal Best							■ Session Best							■ Crossing the pit lane						
Lap	Time	Sector 1	Sector 2	Sector 3	T.Spd	Elapsed	Lap	Time	Sector 1	Sector 2	Sector 3	T.Spd	Elapsed	Lap	Time	Sector 1	Sector 2	Sector 3	T.Spd	Elapsed	Lap	Time	Sector 1	Sector 2	Sector 3	T.Spd	Elapsed
13	1:44.399	30.562	42.431	31.406	261.3	28:11.928	5	1:46.064	30.894	43.276	31.894	263.2	10:18.086	13	1:45.092	30.726	42.821	31.545	262.6	31:19.825	17	2:00.086	30.376	42.361	47.349	262.6	35:24.204
14	1:44.088	30.390	42.383	31.315	262.0	29:56.016	6	1:46.194	30.677	43.415	32.102	263.9	12:04.280	18	1:44.077	30.479	42.336	31.262	262.0	33:24.118	18	5:28.802	4:11.456	43.380	33.966	183.6	40:53.006
15	1:44.025	30.519	42.314	31.192	262.0	31:40.041	7	1:45.903	30.934	43.211	31.758	263.2	13:50.183	19	2:01.530	30.611	43.925	46.994	259.5	42:54.536	19	2:01.530	30.611	43.925	46.994	259.5	42:54.536
16	1:44.077	30.479	42.336	31.262	262.0	33:24.118	8	1:54.640	30.874	43.298	40.468	262.0	15:44.823	20	1:44.138	30.484	42.443	31.211	262.6	37:50.935	20	1:54.442	30.881	43.158	40.403	260.7	43:50.106
17	2:00.086	30.376	42.361	47.349	262.6	35:24.204	9	8:24.640	7:01.703	48.592	34.345	125.0	24:09.463	1	2:57.765	1:33.776	49.129	34.860	139.9	2:57.765	1	2:57.765	1:33.776	49.129	34.860	139.9	2:57.765
18	5:28.802	4:11.456	43.380	33.966	183.6	40:53.006	10	1:52.506	33.727	46.170	32.609	249.4	26:01.969	2	1:50.822	33.674	44.606	32.542	221.9	4:48.587	2	1:50.822	33.674	44.606	32.542	221.9	4:48.587
19	2:01.530	30.611	43.925	46.994	259.5	42:54.536	11	1:46.845	31.739	43.430	31.676	260.7	27:48.814	3	1:50.267	31.528	44.115	34.624	240.5	6:38.854	3	1:50.267	31.528	44.115	34.624	240.5	6:38.854
31 Sebastian FREYMUTH DEU							48 Thomas KANGRO EST							52 Angus WHITESIDE GBR													
Proton Huber Competition Porsche 911 GT3 Cup							Porsche Estonia Porsche 911 GT3 Cup							VELOSO MOTORSPORT Porsche 911 GT3 Cup													
1	2:57.765	1:33.776	49.129	34.860	139.9	2:57.765	1	2:58.307	1:23.411	56.137	38.759	86.7	2:58.307	1	11:05.209	9:38.226	52.173	34.810	91.4	11:05.209	1	2:43.201	58.922	1:04.128	40.151	89.3	2:43.201
2	1:50.822	33.674	44.606	32.542	221.9	4:48.587	2	1:58.969	36.113	48.114	34.742	182.7	4:57.276	2	1:52.375	34.858	45.147	32.370	193.5	12:57.584	2	2:07.118	39.885	51.069	36.164	142.1	4:50.319
3	1:50.267	31.528	44.115	34.624	240.5	6:38.854	3	1:51.418	32.881	45.436	33.101	253.4	6:48.694	3	1:48.804	31.298	44.790	32.716	259.5	14:46.388	3	1:53.763	34.659	45.179	33.925	225.1	6:44.082
4	1:45.470	30.950	42.926	31.594	262.6	8:24.324	4	2:07.496	32.021	53.666	41.809	258.2	8:56.190	4	1:47.627	31.261	43.248	33.118	259.5	16:34.057	4	1:47.940	31.845	43.802	32.293	260.7	8:32.022
5	1:44.709	30.765	42.478	31.466	262.0	10:09.033	5	1:50.403	32.589	45.222	32.592	256.4	10:46.593	5	1:59.413	33.321	47.615	38.477	249.9	18:34.057	5	1:44.817	30.582	42.600	31.635	261.3	41:49.504
6	1:44.608	30.574	42.597	31.437	262.0	11:53.641	6	1:46.609	31.026	43.394	32.189	259.5	12:33.202	6	1:47.239	31.423	43.646	32.170	260.7	20:35.007	6	1:44.817	30.582	42.600	31.635	261.3	41:49.504
7	1:44.981	30.516	42.824	31.641	263.9	13:38.622	7	1:46.414	30.964	43.437	32.013	261.3	14:19.616	7	1:48.629	31.260	44.840	32.529	260.1	22:37.416	7	1:44.817	30.582	42.600	31.635	261.3	41:49.504
8	1:45.508	30.727	43.038	31.743	261.3	15:24.130	8	2:09.693	37.037	50.569	42.087	262.0	16:29.309	8	1:47.012	32.201	43.161	31.650	259.5	24:10.346	8	1:45.291	30.749	42.863	31.679	260.1	43:34.795
9	1:45.081	30.911	42.712	31.458	262.6	17:09.211	9	6:38.309	5:12.647	51.893	33.769	96.9	23:07.618	9	1:44.874	30.872	45.265	31.737	257.0	29:49.210	9	1:45.291	30.749	42.863	31.679	260.1	43:34.795
10	1:51.606	30.584	42.640	38.382	262.0	19:00.817	10	1:49.674	32.109	44.684	32.881	252.8	24:57.292	10	1:55.703	30.807	43.157	41.739	262.6	18:57.336	10	1:45.291	30.749	42.863	31.679	260.1	43:34.795
11	9:56.629	8:31.725	51.013	33.891	144.2	28:57.446	11	1:47.720	31.688	43.798	32.234	256.4	26:45.012	11	7:14.955	5:48.507	52.028	34.420	123.3	26:12.291	11	1:46.750	31.121	43.410	32.219	256.4	34:47.501
12	1:49.030	32.792	44.322	31.916	222.3	30:46.476	12	1:46.817	31.154	43.484	32.179	258.2	28:31.829	12	1:49.045	32.820	43.860	32.365	252.8	28:01.336	12	1:45.096	30.838	42.656	31.602	259.5	36:32.597
13	1:52.229	31.852	42.818	37.559	222.3	32:38.705	13	1:46.899	30.956	43.495	32.448	260.7	30:18.728	13	1:47.874	30.872	45.265	31.737	257.0	29:49.210	13	1:47.226	30.830	42.529	33.867	260.1	38:19.823
14	1:43.943	30.369	42.305	31.269	262.0	34:22.648	14	1:47.627	31.261	43.248	33.118	259.5	32:06.355	14	1:43.422	30.346	42.030	31.046	263.9	31:32.632	14	1:44.864	30.917	42.435	31.512	259.5	40:04.687
15	1:44.149	30.301	42.257	31.591	262.6	36:06.797	15	1:47.496	32.021	53.666	41.809	258.2	8:56.190	15	1:45.583	30.445	43.332	31.806	264.5	33:18.215	15	1:44.817	30.582	42.600	31.635	261.3	41:49.504
16	1:44.138	30.484	42.443	31.211	262.6	37:50.935	16	1:46.609	31.026	43.394	32.189	259.5	12:33.202	16	1:55.869	30.447	43.212	42.210	264.5	35:14.084	16	1:45.291	30.749	42.863	31.679	260.1	43:34.795
17	1:44.377	30.511	42.521	31.345	262.0	39:35.312	17	2:09.693	37.037	50.569	42.087	262.0	16:29.309	17	1:47.747	31.641	43.754	32.352	258.9	24:52.324	17	1:44.973	30.799	42.587	31.587	258.2	45:19.768
18	1:52.404	30.386	42.606	39.412	262.0	41:27.716	18	2:15.541	33.188	55.487	46.866	260.1	39:57.177	18	4:02.367	2:47.122	43.295	31.950	178.5	39:16.451	18	1:44.973	30.799	42.587	31.587	258.2	45:19.768



SPRINT CHALLENGE SOUTHERN EUROPE

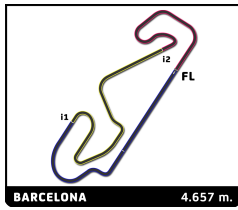


SPORT DIVISION PORSCHE SPRINT CHALLENGE SOUTHERN EUROPE Free Practice

Sector Analysis

_ Invalidated Lap							■ Personal Best		■ Session Best		■ Crossing the pit lane		
Lap	Time	Sector 1	Sector 2	Sector 3	T.Sp	Elapsed	Lap	Time	Sector 1	Sector 2	Sector 3	T.Sp	Elapsed
55	Sid SMITH GBR												
	Team Parker Racing						Porsche 911 GT3 Cup						
1	4:57.512	3:15.355	57.407	44.750	110.7	4:57.512	1	15:16.087	...	47.777	31.833	112.2	15:16.087
2	2:06.744	39.268	52.868	34.608	181.8	7:04.256	2	1:44.772	30.873	42.530	31.369	261.3	17:00.859
3	1:51.142	32.625	45.768	32.749	251.7	8:55.398	3	1:48.330	33.756	43.063	31.511	260.7	18:49.189
4	1:44.974	30.776	42.784	31.414	260.1	10:40.372	4	1:44.625	30.717	42.580	31.328	260.1	20:33.814
5	1:44.590	30.541	42.887	31.162	261.3	12:24.962	5	1:54.077	30.659	42.688	40.730	260.7	22:27.891
6	1:44.449	30.579	42.534	31.336	262.0	14:09.411	6	3:43.712	2:15.019	54.339	34.354	98.9	26:11.603
7	1:53.930	30.696	43.220	40.014	260.7	16:03.341	7	1:51.438	33.496	46.075	31.867	253.4	28:03.041
8	11:17.176	9:38.893	59.589	38.694	92.8	27:20.517	8	1:44.952	30.782	43.320	30.850	255.8	29:47.993
9	2:05.836	40.627	49.401	35.808	169.9	29:26.353	9	1:43.121	30.190	42.044	30.887	262.0	31:31.114
10	1:52.141	34.162	45.340	32.639	251.7	31:18.494	10	1:54.093	30.344	42.682	41.067	262.0	33:25.207
11	1:50.197	33.253	43.781	33.163	260.1	33:08.691	11	4:01.924	2:47.219	43.344	31.361	141.4	37:27.131
12	1:53.143	34.564	45.104	33.475	261.3	35:01.834	12	1:55.052	30.504	42.468	42.080	259.5	39:22.183
13	1:44.340	30.504	42.674	31.162	262.0	36:46.174							
14	1:44.173	30.385	42.500	31.288	263.2	38:30.347							
15	1:44.117	30.501	42.520	31.096	261.3	40:14.464							
16	1:45.756	30.423	42.529	32.804	261.3	42:00.220							
17	2:07.929	37.205	48.829	41.895	195.5	44:08.149							
72	Kas HAVERKORT NLD												
	Team GP Elite						Porsche 911 GT3 Cup						
1	3:14.540	1:47.030	50.977	36.533	142.7	3:14.540	1	2:22.845	1:00.353	49.222	33.270	97.0	2:22.845
2	1:55.032	34.114	47.258	33.660	250.5	5:09.572	2	1:49.607	32.349	44.899	32.359	255.8	4:12.452
3	1:49.361	32.202	44.713	32.446	251.7	6:58.933	3	1:46.820	31.289	43.670	31.861	259.5	5:59.272
4	1:45.868	31.376	43.064	31.428	259.5	8:44.801	4	1:45.529	30.749	42.951	31.829	259.5	7:44.801
5	1:44.963	30.970	42.674	31.319	262.0	10:29.764	5	1:45.285	30.901	42.915	31.469	261.3	9:30.086
6	1:44.562	30.516	42.519	31.527	261.3	12:14.326	6	1:56.752	30.621	43.679	42.452	261.3	11:26.838
7	1:53.940	30.715	43.047	40.178	262.0	14:08.266	7	13:42.841	...	52.043	35.045	144.4	25:09.679
8	10:58.726	9:29.247	52.175	37.304	139.9	25:06.992	8	1:53.818	33.392	45.056	35.370	242.7	27:03.497
9	1:51.513	32.901	45.723	32.889	252.8	26:58.505	9	1:49.423	31.957	44.958	32.508	257.0	28:52.920
10	1:53.056	32.111	46.340	34.605	252.8	28:51.561	10	1:44.125	30.567	42.552	31.006	262.0	30:37.045
11	1:43.887	30.465	42.159	31.263	261.3	30:35.448	11	1:43.727	30.497	42.198	31.032	262.6	32:20.772
12	1:43.999	30.501	42.280	31.218	259.5	32:19.447	12	2:00.364	30.508	43.332	46.524	263.9	34:21.136
13	1:44.003	30.342	42.334	31.327	262.0	34:03.450							
14	1:54.288	30.413	43.253	40.622	262.0	35:57.738							
77	Jules GROUWELS NLD												
	Team RaceArt						Porsche 911 GT3 Cup						
1	22:52.547	...	53.857	45.820	109.0	22:52.547	1	2:33.044	1:06.489	51.591	34.964	114.7	2:33.044
2	2:01.232	36.542	48.395	36.295	208.7	24:53.779	2	1:51.677	33.913	44.770	32.994	225.1	4:24.721
3	1:49.903	32.592	44.539	32.772	255.8	26:43.682	3	1:46.589	31.271	43.241	32.077	259.5	6:11.310
4	1:47.691	31.622	43.689	32.380	255.8	28:31.373	4	1:45.404	30.816	42.955	31.633	263.9	7:56.714
5	1:48.082	32.383	43.506	32.193	227.4	30:19.455	5	1:45.035	30.633	42.696	31.706	261.3	9:41.749
6	1:47.080	31.380	43.518	32.182	259.5	32:06.535	6	1:44.974	30.571	42.797	31.606	262.0	11:26.723
7	1:46.793	31.398	43.351	32.044	257.6	33:53.328	7	1:44.788	30.587	42.662	31.539	262.6	13:11.511
8	1:46.156	31.098	42.951	32.107	255.8	35:39.484	8	1:53.033	30.681	42.779	39.573	261.3	15:04.544
9	1:48.878	31.165	45.448	32.265	257.6	37:28.362	9	4:13.264	2:53.774	46.578	32.912	180.9	19:17.808
10	1:47.622	31.409	43.468	32.745	258.2	39:15.984	10	1:45.291	30.722	42.837	31.732	258.9	21:03.099
11	1:50.555	34.516	43.271	32.768	180.0	41:06.539	11	1:45.131	30.874	42.592	31.665	261.3	22:48.230
12	1:48.518	32.910	43.382	32.226	217.9	42:55.057	12	1:53.477	30.784	43.446	39.247	262.0	24:41.707
13	1:46.334	31.081	42.952	32.301	257.0	44:41.391	13	3:44.847	2:22.949	47.434	34.464	123.5	28:26.554
14	1:46.022	31.036	43.105	31.881	257.0	46:27.413	14	1:57.228	35.207	48.587	33.434	192.4	30:23.782
78	Ariel LEVI ISR												
	Team GP Elite						Porsche 911 GT3 Cup						
1	2:45.785	1:11.092	50.895	43.798	99.0	2:45.785	1	2:33.044	1:06.489	51.591	34.964	114.7	2:33.044
2	2:35.210	1:19.402	43.777	32.031	164.2	5:20.995	2	1:51.677	33.913	44.770	32.994	225.1	4:24.721
3	1:45.465	30.842	42.895	31.728	260.1	7:06.460	3	1:46.589	31.271	43.241	32.077	259.5	6:11.310
4	1:44.847	30.683	42.723	31.441	262.6	8:51.307	4	1:45.404	30.816	42.955	31.633	263.9	7:56.714
84	Marco GILLTRAP NZE												
	Team GP Elite						Porsche 911 GT3 Cup						
1	2:22.845	1:00.353	49.222	33.270	97.0	2:22.845	1	2:33.044	1:06.489	51.591	34.964	114.7	2:33.044
2	1:49.607	32.349	44.899	32.359	255.8	4:12.452	2	1:51.677	33.913	44.770	32.994	225.1	4:24.721
3	1:46.820	31.289	43.670	31.861	259.5	5:59.272	3	1:46.589	31.271	43.241	32.077	259.5	6:11.310
4	1:45.529	30.749	42.951	31.829	259.5	7:44.801	4	1:45.404	30.816	42.955	31.633	263.9	7:56.714
5	1:45.285	30.901	42.915	31.469	261.3	9:30.086	5	1:45.035	30.633	42.696	31.706	261.3	9:41.749
6	1:56.752	30.621	43.679	42.452	261.3	11:26.838	6	1:44.974	30.571	42.797	31.606	262.0	11:26.723
7	13:42.841	...	52.043	35.045	144.4	25:09.679	7	1:44.788	30.587	42.662	31.539	262.6	13:11.511
8	1:53.818	33.392	45.056	35.370	242.7	27:03.497	8	1:53.033	30.681	42.779	39.573	261.3	15:04.544
9	1:49.423	31.957	44.958	32.508	257.0	28:52.920	9	4:13.264	2:53.774	46.578	32.912	180.9	19:17.808
10	1:44.125	30.567	42.552	31.006	262.0	30:37.045	10	1:45.291	30.722	42.837	31.732	258.9	21:03.099
11	1:43.727	30.497	42.198	31.032	262.6	32:20.772	11	1:45.131	30.874	42.592	31.665	261.3	22:48.230
12	2:00.364	30.508	43.332	46.524	263.9	34:21.136	12	1:53.477	30.784	43.446	39.247	262.0	24:41.707
88	Horst Felix FELBERMAYR AUT												
	Proton Huber Competition						Porsche 911 GT3 Cup						
1	2:33.044	1:06.489	51.591	34.964	114.7	2:33.044	1	2:33.044	1:06.489	51.591	34.964	114.7	2:33.044
2	1:51.677	33.913	44.770	32.994	225.1	4:24.721	2	1:51.677	33.913	44.770	32.994	225.1	4:24.721
3	1:46.589	31.271	43.241	32.077	259.5	6:11.310	3	1:46.589	31.271	43.241	32.077	259.5	6:11.310
4	1:45.404	30.816	42.955	31.633	263.9	7:56.714	4	1:45.404	30.816	42.955	31.633	263.9	7:56.714
5	1:45.035	30.633	42.696	31.706	261.3	9:41.749	5	1:45.035	30.633	42.696	31.706	261.3	9:41.749
6	1:44.974	30.571	42.797	31.606	262.0	11:26.723	6	1:44.974	30.571	42.797	31.606	262.0	11:26.723
7	1:44.788	30.587	42.662	31.539	262.6	13:11.511	7	1:44.788	30.587	42.662	31.539	262.6	13:11.511
8	1:53.033	30.681	42.779	39.573	261.3	15:04.544	8	1:53.033	30.681	42.779	39.573	261.3	15:04.544
9	4:13.264	2:53.774	46.578	32.912	180.9	19:17.808	9	4:13.264	2:53.774	46.578	32.912	180.9	19:17.808
10	1:45.291	30.722	42.837	31.732	258.9	21:03.099	10	1:45.291	30.722	42.837	31.732	258.9	21:03.099
11	1:45.131	30.874	42.592	31.665	261.3	22:48.230	11	1:45.131	30.874	42.592	31.665	261.3	22:48.230
12	1:53.477	30.784	43.446	39.247	262.0	24:41.707	12	1:53.477	30.784	43.446	39.247	262.0	24:41.707
13	3:44.847	2:22.949	47.434	34.464	123.5	28:26.554	13	3:44.847	2:22.949	47.434	34.464	123.5	28:26.554
14	1:57.228	35.207	48.587	33.434	192.4	30:23.782	14	1:57.228	35.207	48.587	33.434	192.4	30:23.782
1													

SPRINT CHALLENGE SOUTHERN EUROPE



SPORT DIVISION PORSCHE SPRINT CHALLENGE SOUTHERN EUROPE Free Practice

Sector Analysis

_ Invalidated Lap							■ Personal Best							■ Session Best							B Crossing the pit lane								
Lap	Time	Sector 1	Sector 2	Sector 3	T.Spd	Elapsed	Lap	Time	Sector 1	Sector 2	Sector 3	T.Spd	Elapsed	Lap	Time	Sector 1	Sector 2	Sector 3	T.Spd	Elapsed	Lap	Time	Sector 1	Sector 2	Sector 3	T.Spd	Elapsed		
5	1:44.384	30.655	42.329	31.400	263.9	10:35.691	19	1:44.756	30.593	42.535	31.628	260.1	42:52.132																
6	1:53.127B	30.852	42.801	39.474	264.5	12:28.818	20	1:44.877	30.807	42.649	31.421	257.6	44:37.009																
7	4:52.148	3:29.902	48.313	33.933	154.0	17:20.966	21	1:45.563	30.626	42.930	32.007	258.9	46:22.572																
8	1:49.272	32.059	44.527	32.686	258.2	19:10.238	123 Henri TUOMAALA FIN						Porsche Estonia Porsche 911 GT3 Cup																
9	1:50.781	33.929	44.643	32.209	258.2	21:01.019	1	2:45.123	1:06.645	58.209	40.269	107.4	2:45.123																
10	1:43.783	30.477	42.112	31.194	261.3	22:44.802	2	2:07.924	39.933	51.172	36.819	158.3	4:53.047																
11	1:46.058	30.213	42.380	33.465	262.0	24:30.860	3	2:10.596	38.217	54.604	37.775	229.4	7:03.643																
12	1:43.343	30.239	42.032	31.072	263.2	26:14.203	4	1:54.558	36.183	45.492	32.883	178.5	8:58.201																
13	1:52.749B	30.356	42.442	39.951	263.9	28:06.952	5	1:46.986	31.309	43.627	32.050	255.2	10:45.187																
14	5:03.668	3:49.727	42.505	31.436	181.8	33:10.620	6	1:46.238	31.230	43.129	31.879	259.5	12:31.425																
15	1:43.499	30.265	42.121	31.113	263.2	34:54.119	7	1:45.974	30.909	43.173	31.892	261.3	14:17.399																
16	1:43.517	30.387	42.035	31.095	262.6	36:37.636	8	1:45.780	30.902	42.869	32.009	260.7	16:03.179																
17	1:52.237B	30.359	42.414	39.464	263.2	38:29.873	9	1:45.800	31.038	42.858	31.904	259.5	17:48.979																
18	4:03.482	2:48.818	43.076	31.588	183.0	42:33.355	10	1:46.291	31.145	42.997	32.149	259.5	19:35.270																
19	1:43.704	30.419	42.036	31.249	259.5	44:17.059	11	2:04.504B	31.071	47.072	46.361	258.9	21:39.774																
20	2:03.870B	30.433	47.563	45.874	261.3	46:20.929	911 Gian Luca TUCCAROGLU ITA						HP Racing Team (a-works) Porsche 911 GT3 Cup																
95 Josh STANTON GBR							1	4:03.624	2:26.383	58.968	38.273	102.8	4:03.624																
Proton Huber Competition Porsche 911 GT3 Cup							2	2:03.963	35.725	45.886	42.352	198.8	6:07.587																
1	2:41.158	1:10.187	53.770	37.201	108.5	2:41.158	3	1:52.349	31.525	47.003	33.821	252.8	7:59.936																
2	1:55.867	36.074	46.642	33.151	191.7	4:37.025	4	1:46.277	31.133	43.144	32.000	260.7	9:46.213																
3	1:49.399	32.419	44.517	32.463	256.4	6:26.424	5	1:46.037	30.974	42.962	32.101	261.3	11:32.250																
4	1:46.948	31.363	43.520	32.065	260.1	8:13.372	6	1:53.721B	30.983	43.556	39.182	262.6	13:25.971																
5	1:46.162	30.833	43.239	32.090	260.7	9:59.534	7	9:08.478	7:35.626	56.053	36.799	110.5	22:34.449																
6	1:46.940	30.747	43.777	32.416	262.0	11:46.474	8	1:58.152	36.075	49.367	32.710	187.8	24:32.601																
7	1:46.152	30.960	43.152	32.040	262.0	13:32.626	9	1:47.214	31.903	43.520	31.791	249.9	26:19.815																
8	1:58.838B	30.803	43.609	44.426	262.0	15:31.464	10	1:45.330	31.004	42.724	31.602	260.1	28:05.145																
9	4:47.871	3:22.605	50.180	35.086	125.4	20:19.335	11	1:45.104	30.669	42.767	31.668	261.3	29:50.249																
10	1:50.117	32.941	44.415	32.761	252.8	22:09.452	12	1:44.748	30.513	42.716	31.519	262.6	31:34.997																
11	1:47.104	31.562	43.400	32.142	257.0	23:56.556	13	1:52.940B	30.845	42.619	39.476	261.3	33:27.937																
12	1:45.467	30.841	42.991	31.635	261.3	25:42.023	998 Jan SEYFFERT DEU						HP Racing Team (a-works) Porsche 911 GT3 Cup																
13	1:44.414	30.454	42.601	31.359	261.3	27:26.437	1	2:40.757	1:03.379	58.530	38.848	90.1	2:40.757																
14	1:45.135	30.748	42.636	31.751	263.2	29:11.572	2	2:00.028	37.595	48.818	33.615	209.9	4:40.785																
15	1:45.913	30.653	43.369	31.891	262.6	30:57.485	3	1:53.097	32.226	45.133	35.738	243.2	6:33.882																
16	1:45.365	30.832	42.646	31.887	260.7	32:42.850	4	2:15.441	58.858	44.870	31.713	260.7	8:49.323																
17	1:59.665B	30.751	44.491	44.423	262.0	34:42.515	5	1:45.019	30.791	42.754	31.474	260.7	10:34.342																
99 Jef MACHIELS BEL							6	1:44.656	30.499	42.590	31.567	261.3	12:18.998																
Belgium Racing Porsche 911 GT3 Cup							7	1:45.210	30.643	43.080	31.487	262.0	14:04.208																
1	2:27.456	57.647	53.505	36.304	89.3	2:27.456	8	1:45.011	30.590	42.644	31.777	262.0	15:49.219																
2	1:55.124	34.327	46.593	34.204	227.9	4:22.580	9	1:53.197B	31.008	42.596	39.593	260.1	17:42.416																
3	1:52.623	35.481	44.752	32.390	183.6	6:15.203																							
4	1:46.829	31.361	43.273	32.195	260.7	8:02.032																							
5	1:46.518	31.080	43.542	31.896	260.7	9:48.550																							
6	1:45.473	31.049	42.726	31.698	262.0	11:34.023																							
7	1:47.156	30.879	42.871	33.406	262.6	13:21.179																							
8	2:20.740B	30.750	1:05.919	44.071	260.7	15:41.919																							
9	4:27.097	3:10.863	44.070	32.164	141.7	20:09.016																							
10	1:46.167	31.184	43.130	31.853	260.1	21:55.183																							
11	1:46.169	31.269	43.062	31.838	261.3	23:41.352																							
12	1:45.348	30.932	42.637	31.779	259.5	25:26.700																							
13	1:45.668	30.924	42.845	31.899	259.5	27:12.368																							
14	1:52.201B	30.843	42.924	38.434	260.1	29:04.569																							
15	6:37.460	5:08.650	50.359	38.451	151.2	35:42.029																							
16	1:52.681	33.361	44.938	34.382	233.3	37:34.710																							
17	1:46.922	31.362	43.545	32.015	251.7	39:21.632																							
18	1:45.744	30.867	42.643	32.234	260.1	41:07.376																							

