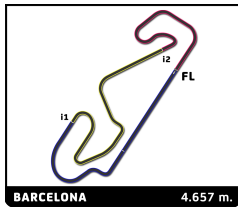


SPRINT CHALLENGE SOUTHERN EUROPE

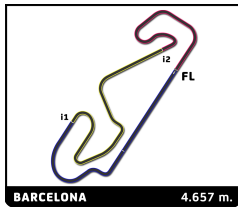


SPORT DIVISION PORSCHE SPRINT CHALLENGE SOUTHERN EUROPE Race 1

Sector Analysis

_ Invalidated Lap							■ Personal Best							■ Session Best							■ Crossing the pit lane													
Lap	Time	Sector 1	Sector 2	Sector 3	T.Sp	Elapsed	Lap	Time	Sector 1	Sector 2	Sector 3	T.Sp	Elapsed	Lap	Time	Sector 1	Sector 2	Sector 3	T.Sp	Elapsed	Lap	Time	Sector 1	Sector 2	Sector 3	T.Sp	Elapsed							
8 Cengiz OGUZHAN TUR																																		
Team GP Elite														Porsche 911 GT3 Cup																				
1	2:43.997	38.351	50.350	1:15.296		2:43.997	12	1:45.043	30.639	42.700	31.704	261.3	27:14.495	13	1:46.378	30.769	43.316	32.293	263.9	29:00.873	14	1:46.005	30.902	42.942	32.161	263.2	30:46.878	15	1:45.805	30.925	42.948	31.932	263.9	32:32.683
2	2:37.757	51.398	1:01.713	44.646	157.1	5:21.754																												
3	2:34.807	51.004	1:00.021	43.782	164.5	7:56.561																												
4	2:42.237	46.278	1:16.386	39.573	171.2	10:38.798																												
9 Oliver GRAY GBR																																		
Ombra srl														Porsche 911 GT3 Cup																				
1	2:37.246	36.671	46.009	1:14.566		2:37.246																												
2	2:39.115	51.066	1:03.040	45.009	168.0	5:16.361																												
3	2:34.280	50.935	59.713	43.632	133.2	7:50.641																												
4	2:44.179	47.220	1:17.140	39.819	178.8	10:34.820																												
5	1:46.361	31.068	43.084	32.209	258.2	12:21.181																												
6	3:32.119	48.988	1:50.804	52.327	261.3	15:53.300																												
7	2:35.995	39.386	1:15.188	41.421	215.7	18:29.295																												
8	1:46.299	31.012	43.356	31.931	260.1	20:15.594																												
9	1:45.306	30.608	43.020	31.678	260.7	22:00.900																												
10	1:44.996	30.697	42.712	31.587	262.6	23:45.896																												
11	1:44.934	30.588	42.795	31.551	262.0	25:30.830																												
12	1:45.763	30.732	43.098	31.933	261.3	27:16.593																												
13	1:47.071	30.775	43.949	32.347	263.2	29:03.664																												
14	1:46.580	30.725	43.624	32.231	263.2	30:50.244																												
15	1:47.579	31.779	43.359	32.441	265.8	32:37.823																												
10 Pietro ARMANNI ITA																																		
Ghinzani Arco Motorsport														Porsche 911 GT3 Cup																				
1	2:29.640	35.143	44.911	1:09.586		2:29.640																												
2	2:41.579	53.081	1:03.619	44.879	166.7	5:11.219																												
3	2:34.934	50.470	1:00.332	44.132	158.7	7:46.153																												
4	2:45.810	46.630	1:18.040	41.140	211.1	10:31.963																												
5	1:45.992	30.896	43.004	32.092	262.6	12:17.955																												
6	3:28.117	46.463	1:50.642	51.012	263.9	15:46.072																												
7	2:40.916	42.133	1:16.373	42.410	177.4	18:26.988																												
8	1:46.140	31.199	43.075	31.866	262.6	20:13.128																												
9	1:45.221	30.725	42.793	31.703	262.0	21:58.349																												
10	1:44.948	30.665	42.639	31.644	262.0	23:43.297																												
11	1:44.804	30.644	42.597	31.563	263.9	25:28.101																												
12	1:45.106	30.773	42.578	31.755	263.2	27:13.207																												
13	1:46.349	30.768	43.784	31.797	264.5	28:59.556																												
14	1:45.511	30.724	42.932	31.855	263.2	30:45.067																												
15	1:45.442	30.639	42.924	31.879	264.5	32:30.509																												
12 Senna VAN SOELEN NLD																																		
Team RaceArt														Porsche 911 GT3 Cup																				
1	2:33.256	35.776	45.329	1:12.151		2:33.256																												
2	2:39.415	51.228	1:03.422	44.765	174.8	5:12.671																												
3	2:35.125	50.976	1:00.483	43.666	146.3	7:47.796																												
4	2:45.308	46.329	1:18.069	40.910	194.1	10:33.104																												
5	1:45.804	31.072	42.921	31.811	260.1	12:18.908																												
6	3:31.174	47.475	1:50.377	53.322	261.3	15:50.082																												
7	2:37.906	39.779	1:15.979	42.148	184.6	18:27.988																												
8	1:46.006	30.924	43.154	31.928	259.5	20:13.994																												
9	1:45.172	30.613	42.805	31.754	262.0	21:59.166																												
10	1:45.286	30.768	42.874	31.644	261.3	23:44.452																												
11	1:45.000	30.615	42.716	31.669	262.6	25:29.452																												
13 Alexander TAUSCHER DEU																																		
Proton Huber Competition														Porsche 911 GT3 Cup																				
1	2:20.537	33.403	43.186	1:03.948		2:20.537																												
2	2:44.287	55.036	1:02.618	46.633	152.1	5:04.824																												
3	2:34.831	48.852	1:01.078	44.901	180.0	7:39.655																												
4	2:48.541	46.173	1:20.148	42.220	177.4	10:28.196																												
5	1:45.143	31.029	42.807	31.307	258.2	12:13.339																												
6	3:25.865	41.783	1:50.656	53.426	258.9	15:39.204																												
7	2:44.942	43.951	1:16.011	44.980	201.3	18:24.146																												
8	1:44.756	30.790	42.607	31.359	258.9	20:08.902																												
9	1:44.587	30.660	42.451	31.476	259.5	21:53.489																												
10	1:44.158	30.569	42.241	31.348	258.2	23:37.647																												
11	1:44.264	30.591	42.223	31.450	259.5	25:21.911																												
12	1:44.397	30.655	42.351	31.391	259.5	27:06.308																												
13	1:44.828	30.690	42.598	31.540	259.5	28:51.136																												
14	1:45.175	30.550	42.916	31.709	260.7	30:36.311</																												

SPRINT CHALLENGE SOUTHERN EUROPE



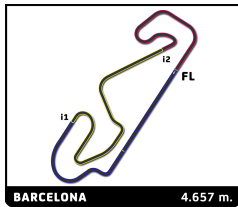
SPORT DIVISION PORSCHE SPRINT CHALLENGE SOUTHERN EUROPE Race 1

Sector Analysis

_ Invalidated Lap							■ Personal Best		■ Session Best		■ Crossing the pit lane		
Lap	Time	Sector 1	Sector 2	Sector 3	T.Spd	Elapsed	Lap	Time	Sector 1	Sector 2	Sector 3	T.Spd	Elapsed
27	Giuseppe GUIRRETI					ITA	47	Alexander REIMANN					EST
Raptor Engineering Porsche 911 GT3 Cup							EST1 Racing Porsche 911 GT3 Cup						
1	2:39.233	37.172	46.010	1:16.051		2:39.233	1	2:39.770	37.748	45.676	1:16.346		2:39.770
2	2:38.284	51.612	1:02.291	44.381	183.3	5:17.517	2	2:38.236	51.576	1:02.321	44.339	156.9	5:18.006
3	2:34.775	51.115	59.934	43.726	133.4	7:52.292	3	2:34.721	51.257	59.713	43.751	134.2	7:52.727
4	2:44.021	46.856	1:17.225	39.940	184.0	10:36.313	4	2:43.744	46.844	1:17.217	39.683	180.0	10:36.471
5	1:47.390	31.400	42.987	33.003	260.7	12:23.703	5	1:46.770	31.460	43.456	31.854	257.6	12:23.241
6	3:31.358	51.145	1:49.014	51.199	262.0	15:55.061	6	3:31.453	48.596	1:51.366	51.491	262.0	15:54.694
7	2:35.275	39.696	1:15.070	40.509	177.4	18:30.336	7	2:35.207	39.579	1:14.941	40.687	179.4	18:29.901
8	1:46.461	31.173	43.235	32.053	262.6	20:16.797	8	1:46.538	31.135	43.328	32.075	264.5	20:16.439
9	1:45.727	30.879	43.107	31.741	263.2	22:02.524	9	1:46.503	31.288	43.419	31.796	263.9	22:02.942
10	1:45.431	30.691	42.629	32.111	262.0	23:47.955	10	1:45.611	30.761	43.039	31.811	263.2	23:48.553
11	1:45.859	30.781	43.080	31.998	263.2	25:33.814	11	1:46.098	30.852	43.054	32.192	263.2	25:34.651
12	1:48.029	31.441	44.500	32.088	260.7	27:21.843	12	1:46.178	30.849	43.493	31.836	263.2	27:20.829
13	1:45.857	30.808	43.161	31.888	262.0	29:07.700	13	1:45.941	30.889	43.283	31.769	263.9	29:06.770
14	1:46.129	30.853	43.243	32.033	263.2	30:53.829	14	1:46.279	30.939	43.358	31.982	263.9	30:53.049
15	1:46.372	30.909	43.298	32.165	263.2	32:40.201	15	1:46.409	30.996	43.371	32.042	263.9	32:39.458
29	Louis ROUSSET					FRA	48	Thomas KANGRO					EST
Martinet By Alméras Porsche 911 GT3 Cup							Porsche Estonia Porsche 911 GT3 Cup						
1	2:26.141	34.672	44.136	1:07.333		2:26.141	1	2:42.879	38.733	47.732	1:16.414		2:42.879
2	2:43.084	54.108	1:03.162	45.814	153.3	5:09.225	2	2:37.519	51.120	1:02.093	44.306	180.3	5:20.398
3	2:34.748	49.226	1:00.523	44.999	202.5	7:43.973	3	2:35.126	51.296	1:00.222	43.608	166.2	7:55.524
4	2:46.804	46.117	1:18.973	41.714	183.3	10:30.777	4	2:42.262	46.597	1:16.190	39.475	180.9	10:37.786
5	1:46.228	31.024	43.010	32.194	260.1	12:17.005	5	1:47.285	31.758	43.584	31.943	257.6	12:25.071
6	3:26.524	42.042	1:49.648	54.834	260.7	15:43.529	6	3:32.534	52.867	1:49.879	49.788	260.7	15:57.605
7	2:42.404	42.477	1:16.454	43.473	184.6	18:25.933	7	2:33.767	40.082	1:13.540	40.145	141.6	18:31.372
8	1:46.011	31.026	43.062	31.923	258.2	20:11.944	8	1:46.572	31.130	43.362	32.080	260.7	20:17.944
9	1:44.782	30.545	42.661	31.576	260.1	21:56.726	9	1:46.109	30.941	43.419	31.749	258.2	22:04.053
10	1:45.069	30.682	42.727	31.660	262.6	23:41.795	10	1:46.156	30.882	43.414	31.860	261.3	23:50.209
11	1:45.052	30.669	42.740	31.643	263.2	25:26.847	11	1:45.996	30.907	43.195	31.894	260.7	25:36.205
12	1:44.887	30.549	42.582	31.756	262.6	27:11.734	12	1:46.304	30.750	43.342	32.212	260.1	27:22.509
13	1:46.515	31.170	43.319	32.026	261.3	28:58.249	13	2:10.448B	31.229	54.762	44.457	261.3	29:32.957
14	1:45.611	31.092	42.742	31.777	262.6	30:43.860							
15	1:45.398	30.617	43.041	31.740	262.0	32:29.258							
31	Sebastian FREYMUTH					DEU	52	Angus WHITESIDE					GBR
Proton Huber Competition Porsche 911 GT3 Cup							VELOSO MOTORSPORT Porsche 911 GT3 Cup						
1	2:24.838	34.263	43.941	1:06.634		2:24.838	1	2:36.316	36.320	45.947	1:14.049		2:36.316
2	2:43.184	54.065	1:02.881	46.238	161.1	5:08.022	2	2:38.708	50.411	1:03.654	44.643	173.1	5:15.024
3	2:34.516	49.078	1:00.497	44.941	191.1	7:42.538	3	2:34.737	50.877	1:00.131	43.729	139.4	7:49.761
4	2:47.072	46.060	1:19.420	41.592	161.8	10:29.610	4	2:44.345	47.023	1:17.180	40.142	194.1	10:34.106
5	1:46.420	31.195	43.076	32.149	260.1	12:16.030	5	1:46.634	31.048	43.239	32.347	260.7	12:20.740
6	3:26.432	41.016	1:50.597	54.819	261.3	15:42.462	6	3:31.167	48.210	1:50.242	52.715	263.2	15:51.907
7	2:42.547	42.465	1:16.399	43.683	198.4	18:25.009	7	2:37.114	39.846	1:15.511	41.757	201.3	18:29.021
8	1:45.722	31.062	42.908	31.752	264.5	20:10.731	8	1:45.910	30.896	43.241	31.773	260.7	20:14.931
9	1:45.194	30.581	42.849	31.764	262.6	21:55.925	9	1:45.584	31.010	42.777	31.797	260.7	22:00.515
10	1:45.074	30.532	42.580	31.962	262.0	23:40.999	10	1:47.020	30.833	43.477	32.710	260.1	23:47.535
11	1:44.730	30.633	42.617	31.480	262.6	25:25.729	11	1:46.709	30.916	43.181	32.612	263.2	25:34.244
12	1:45.189	30.595	42.818	31.776	263.2	27:10.918	12	1:45.900	30.961	43.092	31.847	263.2	27:20.144
13	1:46.031	31.595	42.848	31.588	262.6	28:56.949	13	1:46.108	31.055	43.123	31.930	260.1	29:06.252
14	1:45.661	30.708	43.101	31.852	262.0	30:42.610	14	1:45.864	30.767	43.084	32.013	260.7	30:52.116
15	1:44.931	30.801	42.535	31.595	261.3	32:27.541	15	1:46.254	30.849	43.156	32.249	259.5	32:38.370
55	Sid SMITH					GBR	55	Sid SMITH					GBR
Team Parker Racing Porsche 911 GT3 Cup							Team Parker Racing Porsche 911 GT3 Cup						
1	2:24.193	33.868	44.030	1:06.295		2:24.193	1	2:24.193	33.868	44.030	1:06.295		2:24.193
2	2:42.341	53.186	1:02.597	46.558	168.0	5:06.534	2	2:42.341	53.186	1:02.597	46.558	168.0	5:06.534



SPRINT CHALLENGE SOUTHERN EUROPE



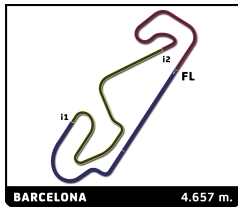
SPORT DIVISION PORSCHE SPRINT CHALLENGE SOUTHERN EUROPE Race 1

Sector Analysis

_ Invalidated Lap							■ Personal Best							■ Session Best							B Crossing the pit lane						
Lap	Time	Sector 1	Sector 2	Sector 3	T.Spd	Elapsed	Lap	Time	Sector 1	Sector 2	Sector 3	T.Spd	Elapsed	Lap	Time	Sector 1	Sector 2	Sector 3	T.Spd	Elapsed	Lap	Time	Sector 1	Sector 2	Sector 3	T.Spd	Elapsed
72 Kas HAVERKORT NLD																											
Team GP Elite														Porsche 911 GT3 Cup													
1	2:22.050	33.383	44.227	1:04.440		2:22.050	2	2:43.535	54.441	1:02.732	46.362	159.2	5:05.585														
3	2:35.088	48.912	1:01.072	45.104	181.2	7:40.673	4	2:48.000	46.109	1:19.893	41.998	170.4	10:28.673														
5	1:45.538	31.022	42.984	31.532	258.9	12:14.211	6	3:25.924	41.529	1:50.672	53.723	261.3	15:40.135														
7	2:44.357	43.594	1:16.239	44.524	202.8	18:24.492	8	1:45.230	30.920	42.896	31.414	260.7	20:09.722														
9	1:44.446	30.601	42.438	31.407	260.1	21:54.168	10	1:44.396	30.518	42.454	31.424	261.3	23:38.564														
11	1:44.129	30.390	42.415	31.324	262.6	25:22.693	12	1:44.470	30.499	42.488	31.483	262.0	27:07.163														
13	1:44.542	30.593	42.484	31.465	262.0	28:51.705	14	1:44.978	30.583	42.756	31.639	262.6	30:36.683														
15	1:45.175	30.680	42.813	31.682	263.9	32:21.858																					
77 Jules GROUWELS NLD																											
Team RaceArt														Porsche 911 GT3 Cup													
1	2:41.074	38.135	45.554	1:17.385		2:41.074	2	2:38.127	51.059	1:02.611	44.457	162.8	5:19.201														
3	2:34.879	50.997	59.947	43.935	142.5	7:54.080	4	2:43.282	46.424	1:16.786	40.072	180.3	10:37.362														
5	1:47.166	31.905	43.042	32.219	254.6	12:24.528	6	3:32.192	52.951	1:49.738	49.503	260.1	15:56.720														
7	2:34.510	39.581	1:14.628	40.301	167.8	18:31.230	8	1:48.979	31.770	43.818	33.391	257.6	20:20.209														
9	1:46.489	30.962	43.325	32.202	258.9	22:06.698	10	1:46.011	31.038	43.097	31.876	258.9	23:52.709														
11	1:46.098	30.884	43.181	32.033	260.1	25:38.807	12	1:46.337	31.152	43.201	31.984	258.9	27:25.144														
13	1:48.659	31.176	45.317	32.166	260.1	29:13.803	14	1:46.668	30.946	43.525	32.197	260.1	31:00.471														
15	1:47.239	31.124	43.337	32.778	259.5	32:47.710																					
84 Marco GILLTRAP NZE																											
Team GP Elite														Porsche 911 GT3 Cup													
1	2:32.489	35.374	45.547	1:11.568		2:32.489	2	2:39.582	51.198	1:03.459	44.925	172.8	5:12.071														
3	2:35.071	50.707	1:00.737	43.627	157.8	7:47.142	4	2:45.362	46.497	1:17.918	40.947	208.7	10:32.504														
5	1:45.723	30.980	42.853	31.890	257.6	12:18.227	6	3:28.610	47.040	1:50.752	50.818	263.2	15:46.837														
7	2:40.490	42.184	1:16.235	42.071	162.3	18:27.327	8	1:46.127	31.075	43.354	31.698	259.5	20:13.454														
9	1:45.173	30.676	42.947	31.550	263.9	21:58.627	10	1:45.132	30.714	42.810	31.608	264.5	23:43.759														
11	1:44.985	30.640	42.806	31.539	263.2	25:28.744	12	1:45.199	30.677	42.927	31.595	263.2	27:13.943														
13	1:46.353	30.687	43.674	31.992	263.2	29:00.296	14	1:45.453	30.678	42.881	31.894	262.6	30:45.749														
15	1:45.458	30.673	43.041	31.744	263.2	32:31.207																					
88 Horst Felix FELBERMAYR AUT																											
Proton Huber Competition														Porsche 911 GT3 Cup													
1	2:27.471	35.105	44.645	1:07.721		2:27.471	2	2:43.193	54.528	1:03.674	44.991	151.6	5:10.664														
3	2:34.792	49.948	1:00.571	44.273	168.6	7:45.456	4	2:46.183	46.432	1:18.289	41.462	220.5	10:31.639														
5	1:46.073	30.864	42.933	32.276	260.1	12:17.712	6	3:27.496	45.778	1:50.700	51.018	263.2	15:45.208														
7	2:41.575	42.306	1:16.274	42.995	157.8	18:26.783	8	1:45.853	30.992	43.092	31.769	262.0	20:12.636														
9	1:45.064	30.648	42.970	31.446	263.2	21:57.700	10	1:45.155	30.670	42.710	31.775	260.1	23:42.855														
11	1:44.879	30.517	42.639	31.723	261.3	25:27.734	12	1:45.104	30.705	42.578	31.821	263.2	27:12.838														
13	1:47.778	30.997	44.470	32.311	262.0	29:00.616	14	1:45.791	30.829	43.010	31.952	263.2	30:46.407														
15	1:45.867	30.807	43.091	31.969	261.3	32:32.274																					
94 Mathys JAUBERT FRA																											
Martinet By Alméras														Porsche 911 GT3 Cup													
1	2:17.967	32.745	42.773	1:02.449		2:17.967	2	2:44.950	56.363	1:01.986	46.601	132.6	5:02.917														
3	2:35.141	49.439	1:00.696	45.006	143.6	7:38.058	4	2:48.777	46.605	1:19.982	42.190	192.8	10:26.835														
5	1:44.665	30.722	42.514	31.429	257.0	12:11.500	6	3:22.250	30.996	1:52.070	59.184	257.6	15:33.750														
7	2:49.289	48.260	1:15.866	45.163	197.3	18:23.039	8	1:44.610	30.731	42.495	31.384	255.8	20:07.649														



SPRINT CHALLENGE SOUTHERN EUROPE



SPORT DIVISION PORSCHE SPRINT CHALLENGE SOUTHERN EUROPE Race 1

Sector Analysis

_ Invalidated Lap							■ Personal Best							■ Session Best							B Crossing the pit lane																																																																																			
Lap	Time	Sector 1	Sector 2	Sector 3	T.Spd	Elapsed	Lap	Time	Sector 1	Sector 2	Sector 3	T.Spd	Elapsed	Lap	Time	Sector 1	Sector 2	Sector 3	T.Spd	Elapsed	Lap	Time	Sector 1	Sector 2	Sector 3	T.Spd	Elapsed																																																																													
911 Gian Luca TÛCCAROGLU ITA																																																																																																								
HP Racing Team (a-workx) Porsche 911 GT3 Cup																																																																																																								
12	1:46.125	30.918	43.048	32.159	260.7	27:23.420	13	1:48.888	31.293	45.448	32.147	263.2	29:12.308	14	1:46.361	30.902	43.294	32.165	261.3	30:58.669	15	1:46.969	31.131	43.126	32.712	258.9	32:45.638																																																																													
95 Josh STANTON GBR																																																																																																								
Proton Huber Competition Porsche 911 GT3 Cup																																																																																																								
9	1:44.238	30.504	42.379	31.355	258.2	21:51.887	10	1:44.109	30.467	42.309	31.333	258.9	23:35.996	11	1:44.297	30.460	42.477	31.360	260.1	25:20.293	12	1:44.228	30.452	42.366	31.410	259.5	27:04.521	13	1:44.438	30.485	42.447	31.506	259.5	28:48.959	14	1:44.776	30.566	42.633	31.577	259.5	30:33.735	15	1:44.727	30.461	42.500	31.766	260.1	32:18.462																																																								
1	2:34.629	35.934	45.325	1:13.370		2:34.629	2	2:39.374	50.938	1:03.800	44.636	162.3	5:14.003	3	2:34.804	50.958	59.959	43.887	154.0	7:48.807	4	2:44.939	46.659	1:17.397	40.883	192.4	10:33.746	5	1:46.672	31.051	43.103	32.518	259.5	12:20.418	6	3:30.775	47.164	1:50.255	53.356	260.7	15:51.193	7	2:37.370	39.572	1:15.673	42.125	172.0	18:28.563	8	1:45.855	31.109	43.016	31.730	260.7	20:14.418	9	1:45.181	30.778	42.909	31.494	262.6	21:59.599	10	1:45.520	30.799	42.938	31.783	262.6	23:45.119	11	1:45.312	30.703	42.790	31.819	263.2	25:30.431	12	1:45.845	30.852	43.126	31.867	261.3	27:16.276	13	1:47.111	30.970	43.806	32.335	262.0	29:03.387	14	1:46.660	30.855	43.470	32.335	260.7	30:50.047	15	2:01.326	31.157	43.591	46.578	262.6	32:51.373
99 Jef MACHIELS BEL																																																																																																								
Belgium Racing Porsche 911 GT3 Cup																																																																																																								
1	2:38.577	36.820	46.054	1:15.703		2:38.577	2	2:38.426	51.702	1:02.394	44.330	174.2	5:17.003	3	2:34.599	50.993	59.995	43.611	136.6	7:51.602	4	2:44.027	47.047	1:17.124	39.856	185.5	10:35.629	5	1:46.968	31.299	43.162	32.507	258.2	12:22.597	6	3:31.652	48.679	1:51.450	51.523	257.0	15:54.249	7	2:35.344	39.274	1:15.234	40.836	194.5	18:29.593	8	1:46.534	31.083	43.301	32.150	262.0	20:16.127	9	1:45.519	30.981	42.717	31.821	260.1	22:01.646	10	1:45.489	30.764	42.605	32.120	262.0	23:47.135	11	1:45.394	30.655	42.848	31.891	260.7	25:32.529	12	1:45.145	30.804	42.630	31.711	260.7	27:17.674	13	1:46.314	30.968	43.034	32.312	262.0	29:03.988	14	1:46.734	31.002	43.089	32.643	262.6	30:50.722	15	1:47.994	30.945	43.229	33.820	260.7	32:38.716
123 Henri TUOMAALA FIN																																																																																																								
Porsche Estonia Porsche 911 GT3 Cup																																																																																																								
1	2:47.593	41.135	50.419	1:16.039		2:47.593	2	2:35.987	51.001	59.902	45.084	147.3	5:23.580	3	2:35.010	52.283	58.377	44.350	141.2	7:58.590	4	2:40.805	46.027	1:16.291	38.487	134.1	10:39.395	5	1:47.307	31.681	43.522	32.104	260.1	12:26.702	6	3:32.884	55.162	1:48.901	48.821	243.8	15:59.586	7	2:32.613	40.384	1:13.066	39.163	140.3	18:32.199	8	1:47.494	31.327	43.886	32.281	259.5	20:19.693	9	1:45.979	30.997	43.067	31.915	261.3	22:05.672	10	1:45.675	30.791	42.930	31.954	261.3	23:51.347	11	1:45.948	30.927	43.175	31.846	262.0	25:37.295																												

