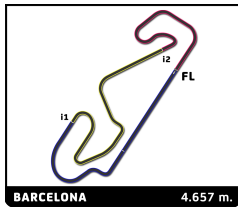


SPRINT CHALLENGE SOUTHERN EUROPE



SPORT DIVISION PORSCHE SPRINT CHALLENGE SOUTHERN EUROPE Race 2

Sector Analysis

— Invalidated Lap

■ Personal Best

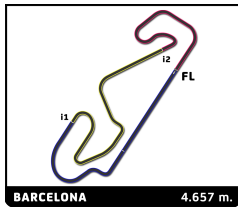
■ Session Best

■ Crossing the pit lane

Lap	Time	Sector 1	Sector 2	Sector 3	T.Spd	Elapsed	Lap	Time	Sector 1	Sector 2	Sector 3	T.Spd	Elapsed	
4	Jurriaan DE BACK NLD Hans Weijts Motorsport Porsche 911 GT3 Cup							13	Alexander TAUSCHER DEU Proton Huber Competition Porsche 911 GT3 Cup					
1	1:56.357	37.310	45.771	33.276		1:56.357	1	1:48.717	33.897	43.213	31.607		1:48.717	
2	1:47.785	31.761	43.489	32.535	259.5	3:44.142	2	1:45.139	30.914	42.737	31.488	257.6	3:33.856	
3	3:22.573	33.989	1:47.682	1:00.902	260.1	7:06.715	3	3:15.201	31.259	1:45.030	58.912	258.9	6:49.057	
4	2:15.463	41.313	56.355	37.795	172.0	9:22.178	4	2:26.676	44.383	58.516	43.777	201.7	9:15.733	
5	1:46.812	31.156	43.283	32.373	260.1	11:08.990	5	1:45.907	31.467	42.852	31.588	260.1	11:01.640	
6	3:13.587	31.542	1:24.008	1:18.037	260.1	14:22.577	6	3:08.815	30.594	1:20.361	1:17.860	259.5	14:10.455	
7	2:37.021	1:15.175	47.829	34.017	55.6	16:59.598	7	2:34.217	1:14.301	46.403	33.513	57.6	16:44.672	
8	2:15.786	37.791	58.067	39.928	176.2	19:15.384	8	2:25.216	40.291	59.031	45.894	199.1	19:09.888	
9	1:47.158	31.520	43.445	32.193	254.0	21:02.542	9	1:46.083	30.995	43.176	31.912	257.0	20:55.971	
10	1:46.704	30.911	43.491	32.302	258.9	22:49.246	10	1:44.987	30.849	42.703	31.435	263.2	22:40.958	
11	2:51.022	31.287	1:42.993	36.742	261.3	25:40.268	11	2:45.829	30.656	1:41.840	33.333	258.2	25:26.787	
12	2:18.448	39.208	1:00.107	39.133	181.5	27:58.716	12	2:24.860	43.719	58.868	42.273	200.2	27:51.647	
13	1:47.740	31.364	43.834	32.542	258.2	29:46.456	13	1:45.369	30.940	42.809	31.620	259.5	29:37.016	
14	1:46.786	30.977	43.368	32.441	260.7	31:33.242	14	1:44.954	30.769	42.657	31.528	258.9	31:21.970	
15	1:47.589	31.267	43.627	32.695	261.3	33:20.831	15	1:44.810	30.747	42.443	31.620	258.9	33:06.780	
8	Cengiz OGUZHAN TUR Team GP Elite Porsche 911 GT3 Cup							17	Dréke JANSSEN NLD RedAnt Racing Porsche 911 GT3 Cup					
1	1:58.361	39.459	45.491	33.411		1:58.361	1	1:55.987	38.197	45.063	32.727		1:55.987	
2	1:49.000	31.830	44.294	32.876	259.5	3:47.361	2	1:47.565	31.220	43.873	32.472	262.0	3:43.552	
3	3:25.039	40.179	1:42.902	1:01.958	258.2	7:12.400	3	3:22.552	34.132	1:47.352	1:01.068	265.2	7:06.104	
4	2:12.433	40.793	55.534	36.106	164.5	9:24.833	4	2:15.671	41.112	56.598	37.961	159.2	9:21.775	
5	1:49.418	32.114	44.331	32.973	257.0	11:14.251	5	2:06.289	B 32.476	49.760	44.053	259.5	11:28.064	
6	3:14.382	32.442	1:25.350	1:16.590	259.5	14:28.633								
7	2:37.146	1:14.584	49.193	33.369	52.6	17:05.779								
8	2:11.639	37.088	55.743	38.808	189.1	19:17.418								
9	1:51.702	32.105	46.247	33.350	258.2	21:09.120								
10	1:51.255	32.252	44.552	34.451	257.6	23:00.375								
11	2:52.361	56.003	1:20.673	35.685	254.6	25:52.736								
12	2:10.282	36.363	54.755	39.164	214.0	28:03.018								
13	1:51.386	32.630	45.230	33.526	256.4	29:54.404								
14	1:50.900	32.571	45.028	33.301	257.0	31:45.304								
15	1:50.478	32.370	44.923	33.185	255.8	33:35.782								
9	Oliver GRAY GBR Ombra srl Porsche 911 GT3 Cup							20	Fernando MONJE ESP Martinet By Alméras Porsche 911 GT3 Cup					
1	1:50.354	34.631	43.832	31.891		1:50.354	1	1:55.189	37.728	44.437	33.024		1:55.189	
2	1:45.173	31.018	42.574	31.581	259.5	3:35.527	2	1:47.832	31.574	43.713	32.545	263.9	3:43.021	
3	3:18.781	30.948	1:47.473	1:00.360	258.9	6:54.308	3	3:21.466	32.273	1:47.934	1:01.259	265.2	7:04.487	
4	2:22.110	41.734	57.972	42.404	224.6	9:16.418	4	2:16.309	41.444	56.976	37.889	180.9	9:20.796	
5	1:46.845	31.284	43.666	31.895	258.2	11:03.263	5	1:47.757	31.362	44.105	32.290	263.2	11:08.553	
							6	3:13.020	31.566	1:23.405	1:18.049	263.9	14:21.573	
							7	2:37.193	1:15.498	47.786	33.909	65.0	16:58.766	
							8	2:15.781	37.915	58.115	39.751	177.1	19:14.547	
							9	1:47.068	31.322	43.458	32.288	262.0	21:01.615	
							10	1:46.921	31.084	43.584	32.253	260.7	22:48.536	
							11	2:50.448	31.504	1:42.813	36.131	263.2	25:38.984	
							12	2:18.986	39.707	1:00.151	39.128	176.8	27:57.970	
							13	1:47.184	31.432	43.780	31.972	262.0	29:45.154	
							14	1:46.784	31.009	43.539	32.236	260.7	31:31.938	
							15	1:48.344	31.948	43.469	32.927	259.5	33:20.282	
10	Pietro ARMANNI ITA Ghinzani Arco Motorsport Porsche 911 GT3 Cup							21	Sacha NORDEN NLD JW Raceservice Porsche 911 GT3 Cup					
1	1:53.978	36.177	44.671	33.130		1:53.978	1	1:53.659	36.270	43.922	33.467		1:53.659	
							2	1:46.624	31.019	43.792	31.813	262.0	3:40.283	
							3	3:20.304	31.520	1:47.562	1:01.222	260.7	7:00.587	
							4	2:17.978	41.335	57.673	38.970	201.0	9:18.565	
							5	1:47.259	31.125	43.863	32.271	261.3	11:05.824	
							6	3:10.260	31.066	1:20.590	1:18.604	262.0	14:16.084	
							7	2:35.921	1:16.014	46.337	33.570	58.6	16:52.005	
							8	2:20.102	39.201	58.842	42.059	171.2	19:12.107	
							9	1:46.521	31.372	42.987	32.162	262.0	20:58.628	
							10	1:46.635	31.132	42.950	32.553	263.2	22:45.263	
12	Senna VAN SOELEN NLD Team RaceArt Porsche 911 GT3 Cup													
1	1:51.095	35.102	43.707	32.286		1:51.095								
2	1:45.994	31.431	42.999	31.564	258.9	3:37.089								
3	3:19.529	31.017	1:48.047	1:00.465	258.9	6:56.618								
4	2:20.657	41.579	57.736	41.342	204.7	9:17.275								
5	2:15.035	B 31.576	57.442	46.017	261.3	11:32.310								



SPRINT CHALLENGE SOUTHERN EUROPE



SPORT DIVISION PORSCHE SPRINT CHALLENGE SOUTHERN EUROPE Race 2

Sector Analysis

— Invalidated Lap

■ Personal Best

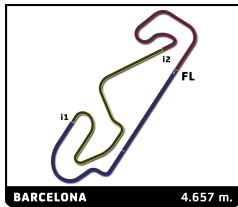
■ Session Best

■ Crossing the pit lane

Lap	Time	Sector 1	Sector 2	Sector 3	T.Spd	Elapsed	Lap	Time	Sector 1	Sector 2	Sector 3	T.Spd	Elapsed
11	2:49.735	31.111	1:41.929	36.695	262.6	25:34.998	14	1:45.165	30.854	42.801	31.510	261.3	31:23.463
12	2:20.488	39.616	1:00.616	40.256	182.7	27:55.486	15	1:45.444	30.723	42.915	31.806	261.3	33:08.907
13	1:45.999	31.016	43.094	31.889	255.2	29:41.485	47 Alexander REIMANN EST						
14	1:45.648	30.921	42.878	31.849	263.2	31:27.133	EST1 Racing Porsche 911 GT3 Cup						
15	1:45.382	30.829	42.640	31.913	261.3	33:12.515	1	1:54.354	36.836	44.402	33.116		1:54.354
27 Giuseppe GUIRRETI ITA							2	1:47.958	31.806	43.426	32.726	263.2	3:42.312
Raptor Engineering Porsche 911 GT3 Cup							3	3:19.884	31.449	1:46.809	1:01.626	264.5	7:02.196
1	1:54.779	37.480	44.301	32.998		1:54.779	4	2:17.556	41.222	57.716	38.618	170.7	9:19.752
2	1:47.626	31.495	43.599	32.532	263.9	3:42.405	5	1:48.365	31.676	43.984	32.705	262.6	11:08.117
3	3:20.166	31.698	1:47.068	1:01.400	258.2	7:02.571	6	3:11.357	31.321	1:22.348	1:17.688	263.2	14:19.474
4	2:17.357	41.271	57.555	38.531	169.1	9:19.928	7	2:36.829	1:16.424	47.452	32.953	58.9	16:56.303
5	1:46.852	31.207	43.323	32.322	263.9	11:06.780	8	2:17.749	39.136	57.778	40.835	184.6	19:14.052
6	3:10.665	31.339	1:20.922	1:18.404	263.9	14:17.445	9	1:47.032	31.231	43.739	32.062	262.0	21:01.084
7	2:36.499	1:16.394	47.154	32.951	59.0	16:53.944	10	1:47.133	31.020	43.976	32.137	262.6	22:48.217
8	2:18.900	38.851	58.778	41.271	202.1	19:12.844	11	2:50.310	31.308	1:42.714	36.288	262.6	25:38.527
9	1:46.369	31.059	43.226	32.084	262.0	20:59.213	12	2:19.184	39.674	1:00.275	39.235	198.8	27:57.711
10	1:46.350	30.821	43.187	32.342	261.3	22:45.563	13	1:48.312	31.702	44.096	32.514	260.7	29:46.023
11	2:50.073	31.215	1:42.146	36.712	263.2	25:35.636	14	1:46.766	31.028	43.245	32.493	262.6	31:32.789
12	2:20.542	39.442	1:00.470	40.630	200.2	27:56.178	15	1:47.810	31.341	43.583	32.886	262.6	33:20.599
13	1:46.513	31.246	43.322	31.945	258.9	29:42.691	48 Thomas KANGRO EST						
14	1:46.533	31.161	43.295	32.077	260.1	31:29.224	Porsche Estonia Porsche 911 GT3 Cup						
15	1:46.574	30.936	43.195	32.443	260.1	33:15.798	1	1:57.142	38.980	45.190	32.972		1:57.142
29 Louis ROUSSET FRA							2	1:48.613	32.133	44.023	32.457	260.1	3:45.755
Martinet By Alméras Porsche 911 GT3 Cup							3	3:24.936	35.323	1:47.366	1:02.247	258.9	7:10.691
1	1:51.917	35.325	44.561	32.031		1:51.917	4	2:12.568	40.663	55.866	36.039	143.1	9:23.259
2	1:46.149	30.997	43.278	31.874	263.2	3:38.066	5	1:47.489	31.453	43.798	32.238	260.7	11:10.748
3	3:20.700	31.247	1:48.554	1:00.899	260.1	6:58.766	6	3:15.008	31.422	1:25.161	1:18.425	260.7	14:25.756
4	2:18.970	41.061	58.474	39.435	199.1	9:17.736	7	2:36.598	1:15.604	47.468	33.526	56.2	17:02.354
5	1:46.767	31.368	43.544	31.855	259.5	11:04.503	8	2:13.818	38.458	56.502	38.858	204.0	19:16.172
6	3:09.333	30.771	1:20.102	1:18.460	260.7	14:13.836	9	1:48.459	31.680	43.954	32.825	262.0	21:04.631
7	2:34.606	1:15.173	46.381	33.052	58.1	16:48.442	10	1:47.550	31.638	43.690	32.222	253.4	22:52.181
8	2:22.705	39.904	59.252	43.549	176.5	19:11.147	11	2:53.662	31.709	1:43.500	38.453	259.5	25:45.843
9	1:46.218	31.254	43.018	31.946	260.7	20:57.365	12	2:14.921	37.719	58.823	38.379	215.3	28:00.764
10	1:45.770	30.969	42.914	31.887	260.7	22:43.135	13	1:47.322	31.327	43.690	32.305	260.1	29:48.086
11	2:49.019	31.933	1:41.232	35.854	258.9	25:32.154	14	1:48.526	31.303	44.259	32.964	256.4	31:36.612
12	2:21.972	41.026	59.800	41.146	195.9	27:54.126	15	1:46.618	30.979	43.438	32.201	259.5	33:23.230
13	1:45.620	31.205	42.771	31.644	260.1	29:39.746	52 Angus WHITESIDE GBR						
14	1:45.603	30.801	42.709	32.093	261.3	31:25.349	VELOSO MOTORSPORT Porsche 911 GT3 Cup						
15	1:45.862	30.829	42.644	32.389	262.0	33:11.211	1	1:54.530	36.899	44.499	33.132		1:54.530
31 Sebastian FREYMUTH DEU							2	1:46.888	31.274	43.374	32.240	263.2	3:41.418
Proton Huber Competition Porsche 911 GT3 Cup							3	3:20.203	31.470	1:47.249	1:01.484	260.1	7:01.621
1	1:51.123	35.509	43.768	31.846		1:51.123	4	2:17.829	41.371	57.676	38.782	177.1	9:19.450
2	1:45.356	31.020	42.813	31.523	253.4	3:36.479	5	1:47.092	31.288	43.402	32.402	257.0	11:06.542
3	3:19.327	31.293	1:47.865	1:00.169	264.5	6:55.806	6	3:10.498	31.161	1:20.789	1:18.548	260.7	14:17.040
4	2:21.036	41.849	57.667	41.520	228.4	9:16.842	7	2:35.889	1:16.418	46.583	32.888	58.7	16:52.929
5	1:45.986	31.227	42.890	31.869	262.0	11:02.828	8	2:19.650	39.461	58.830	41.359	181.2	19:12.579
6	3:09.339	30.881	1:20.319	1:18.139	260.1	14:12.167	9	1:47.030	31.587	43.303	32.140	257.0	20:59.609
7	2:33.646	1:14.515	46.008	33.123	57.7	16:45.813	10	1:46.333	30.863	43.198	32.272	263.2	22:45.942
8	2:24.624	40.701	58.601	45.322	175.4	19:10.437	11	2:50.478	31.135	1:42.463	36.880	262.6	25:36.420
9	1:45.884	31.197	42.744	31.943	263.2	20:56.321	12	2:20.343	39.922	1:00.299	40.122	205.1	27:56.763
10	1:45.525	30.821	43.052	31.652	262.6	22:41.846	13	1:47.185	31.856	43.221	32.108	258.2	29:43.948
11	2:47.366	30.677	1:42.229	34.460	263.9	25:29.212	14	1:46.024	30.968	42.964	32.092	258.9	31:29.972
12	2:23.418	42.365	59.109	41.944	201.3	27:52.630	15	1:47.107	30.851	43.095	33.161	260.7	33:17.079
13	1:45.668	31.143	42.972	31.553	259.5	29:38.298							



SPRINT CHALLENGE SOUTHERN EUROPE



SPORT DIVISION PORSCHE SPRINT CHALLENGE SOUTHERN EUROPE Race 2

Sector Analysis

_ Invalidated Lap							■ Personal Best		■ Session Best		■ Crossing the pit lane		
Lap	Time	Sector 1	Sector 2	Sector 3	T.Spd	Elapsed	Lap	Time	Sector 1	Sector 2	Sector 3	T.Spd	Elapsed
91 Gian Luca TÜCCAROGLU							ITA						
HP Racing Team (a-works)							Porsche 911 GT3 Cup						
13	1:47.567	31.474	43.612	32.481	258.2	29:47.211	13	1:47.567	31.474	43.612	32.481	258.2	29:47.211
14	1:46.848	31.062	43.441	32.345	261.3	31:34.059	14	1:46.848	31.062	43.441	32.345	261.3	31:34.059
15	1:47.481	31.302	43.612	32.567	261.3	33:21.540	15	1:47.481	31.302	43.612	32.567	261.3	33:21.540
95 Josh STANTON							GBR						
Proton Huber Competition							Porsche 911 GT3 Cup						
1	1:54.980	37.005	44.649	33.326		1:54.980	1	1:56.542	38.474	45.120	32.948		1:56.542
2	1:47.638	31.518	43.622	32.498	263.9	3:42.618	2	1:47.915	31.810	43.683	32.422	262.0	3:44.457
3	3:21.455	32.264	1:47.519	1:01.672	265.8	7:04.073	3	3:23.714	35.066	1:47.198	1:01.450	260.1	7:08.171
4	2:16.475	41.218	57.123	38.134	176.5	9:20.548	4	2:14.321	40.867	56.627	36.827	190.4	9:22.492
5	1:47.157	31.272	43.654	32.231	263.2	11:07.705	5	1:47.047	31.360	43.529	32.158	261.3	11:09.539
6	3:11.352	31.124	1:22.447	1:17.781	263.9	14:19.057	6	3:13.927	31.535	1:24.372	1:18.020	260.7	14:23.466
7	2:36.731	1:16.245	47.524	32.962	58.5	16:55.788	7	2:36.808	1:15.579	48.011	33.218	55.1	17:00.274
8	2:17.802	39.159	57.858	40.785	174.5	19:13.590	8	2:15.239	38.232	58.070	38.937	164.5	19:15.513
9	1:46.689	31.152	43.274	32.263	261.3	21:00.279	9	1:47.408	31.720	43.471	32.217	259.5	21:02.921
99 Jef MACHIELS							BEL						
Belgium Racing							Porsche 911 GT3 Cup						
1	1:55.429	37.892	44.652	32.885		1:55.429	10	1:46.613	31.035	43.211	32.367	261.3	22:49.534
2	1:47.867	31.464	44.070	32.333	261.3	3:43.296	11	2:51.991	31.468	1:43.247	37.276	262.6	25:41.525
3	3:21.795	33.869	1:47.039	1:00.887	262.6	7:05.091	12	2:17.512	38.962	59.980	38.570	181.8	27:59.037
4	2:16.084	41.346	56.990	37.748	169.9	9:21.175	13	1:47.749	31.419	43.896	32.434	260.7	29:46.786
5	1:47.139	31.160	43.636	32.343	261.3	11:08.314	14	1:46.776	31.073	43.536	32.167	260.7	31:33.562
6	3:12.367	31.355	1:22.973	1:18.039	262.0	14:20.681	15	1:47.523	31.297	43.596	32.630	263.2	33:21.085
7	2:37.634	1:15.884	47.889	33.861	59.1	16:58.315							
8	2:15.909	37.883	58.194	39.832	197.7	19:14.224							
9	1:46.412	31.250	43.258	31.904	262.0	21:00.636							
10	1:47.163	30.841	44.250	32.072	262.6	22:47.799							
11	2:50.180	31.006	1:42.559	36.615	261.3	25:37.979							
12	2:19.223	39.815	1:00.328	39.080	201.0	27:57.202							
13	1:48.325	31.964	43.976	32.385	260.7	29:45.527							
14	1:46.641	30.840	43.385	32.416	263.2	31:32.168							
15	1:47.146	31.442	43.461	32.243	261.3	33:19.314							
123 Henri TUOMAALA							FIN						
Porsche Estonia							Porsche 911 GT3 Cup						
1	1:56.765	38.821	45.094	32.850		1:56.765							
2	1:48.013	32.038	43.597	32.378	262.6	3:44.778							
3	3:24.820	35.400	1:47.562	1:01.858	261.3	7:09.598							
4	2:13.310	40.404	56.355	36.551	169.9	9:22.908							
5	1:47.226	31.395	43.627	32.204	258.2	11:10.134							
6	3:14.801	31.411	1:25.163	1:18.227	260.7	14:24.935							
7	2:36.790	1:15.760	47.410	33.620	54.2	17:01.725							
8	2:14.157	38.113	57.241	38.803	180.0	19:15.882							
9	1:47.473	31.713	43.576	32.184	257.6	21:03.355							
10	1:46.669	31.032	43.361	32.276	260.7	22:50.024							
11	2:52.800	31.554	1:43.858	37.388	260.7	25:42.824							
12	2:16.820	38.872	59.884	38.064	182.4	27:59.644							

