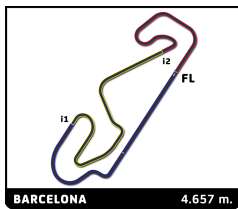


CLUB DIVISION PORSCHE SPRINT CHALLENGE SOUTHERN EUROPE Private Testing 2

Sector Analysis

_ Invalidated Lap							■ Personal Best							■ Session Best							B Crossing the pit lane																																																								
Lap	Time	Sector 1	Sector 2	Sector 3	T.Sp	Elapsed	Lap	Time	Sector 1	Sector 2	Sector 3	T.Sp	Elapsed	Lap	Time	Sector 1	Sector 2	Sector 3	T.Sp	Elapsed	Lap	Time	Sector 1	Sector 2	Sector 3	T.Sp	Elapsed																																																		
2	Paulius ZADEIKA						LTU	13	1:55.414	31.025	46.119	38.270	259.5	28:33.876	14	1:48.667	31.311	44.610	32.746	261.3	30:22.543	15	1:50.967	32.353	45.215	33.399	262.6	32:13.510	16	1:48.328	31.125	44.365	32.838	260.7	34:01.838	17	1:46.662	31.148	43.250	32.264	261.3	35:48.500	18	1:46.421	30.994	43.225	32.202	261.3	37:34.921	19	2:02.484B	33.973	45.371	43.140	238.9	39:37.405																					
Team GP Elite							Porsche 911 GT3 Cup																																																																						
1	2:30.014	59.037	52.893	38.084	113.4	2:30.014																																																																							
2	2:00.477	34.128	47.021	39.328	253.4	4:30.491																																																																							
3	1:57.783	37.542	46.105	34.136	231.3	6:28.274																																																																							
4	1:54.851	32.023	44.908	37.920	258.9	8:23.125																																																																							
5	1:55.613	31.752	44.406	39.455	259.5	10:18.738																																																																							
6	2:01.754	31.679	45.410	44.665	258.9	12:20.492																																																																							
7	1:48.896	31.827	44.066	33.003	258.2	14:09.388																																																																							
8	1:48.035	31.285	43.901	32.849	260.1	15:57.423																																																																							
9	1:47.674	31.285	43.550	32.839	260.1	17:45.097																																																																							
10	2:02.373B	32.571	46.289	43.513	262.0	19:47.470																																																																							
11	8:32.961	7:02.094	53.209	37.658	76.8	28:20.431																																																																							
12	1:57.270	33.974	47.306	35.990	254.6	30:17.701																																																																							
13	1:48.758	31.815	44.205	32.738	260.1	32:06.459																																																																							
14	1:46.672	31.289	43.162	32.221	262.0	33:53.131																																																																							
15	1:46.108	30.895	43.313	31.900	263.2	35:39.239																																																																							
16	1:49.145	31.236	43.761	34.148	263.2	37:28.384																																																																							
17	1:48.045	30.939	43.541	33.565	262.6	39:16.429																																																																							
18	1:46.416	30.993	43.169	32.254	262.0	41:02.845																																																																							
19	5:15.799B	30.783	3:55.591	49.425	263.2	46:18.644																																																																							
3	Thomas WINKLER						CHE	13	1:51.458	32.253	45.240	33.965	257.6	25:12.893	14	1:59.464	32.633	48.568	38.263	254.6	27:12.357	15	2:13.852	39.095	57.824	36.933	200.6	29:26.209	16	2:12.760B	32.680	54.049	46.031	253.4	31:38.969	17	15:35.027	...	52.669	38.045	98.1	47:13.996	18	2:02.829	36.779	49.808	36.242	179.4	49:16.825	19	1:53.315	33.608	45.810	33.897	250.5	51:10.140	20	1:51.464	32.644	45.262	33.558	254.6	53:01.604	21	1:50.643	32.404	44.766	33.473	255.2	54:52.247	22	1:51.133	32.354	45.272	33.507	255.8	56:43.380
FACH AUTO TECH							Porsche 911 GT3 Cup																																																																						
1	5:14.589	3:46.589	49.285	38.715	138.1	5:14.589																																																																							
2	1:53.742	32.951	46.914	33.877	251.7	7:08.331																																																																							
3	1:50.090	32.295	44.698	33.097	256.4	8:58.421																																																																							
4	1:49.186	31.835	44.340	33.011	257.6	10:47.607																																																																							
5	1:47.950	31.449	43.679	32.822	258.2	12:35.557																																																																							
6	1:48.724	31.711	44.339	32.674	260.7	14:24.281																																																																							
7	1:48.031	31.877	43.584	32.570	258.9	16:12.312																																																																							
8	1:48.218	31.593	43.930	32.695	258.9	18:00.530																																																																							
9	2:07.308	37.458	53.117	36.733	234.8	20:07.838																																																																							
10	2:01.393B	31.617	44.273	45.503	258.2	22:09.231																																																																							
11	4:40.348	3:21.390	45.655	33.303	175.9	26:49.579																																																																							
12	1:47.522	31.091	43.844	32.587	261.3	28:37.101																																																																							
13	1:47.479	31.356	43.698	32.425	260.7	30:24.580																																																																							
14	1:49.215	31.398	44.519	33.298	262.0	32:13.795																																																																							
15	1:48.682	31.804	44.211	32.667	242.1	34:02.477																																																																							
16	1:48.156	31.422	43.887	32.847	262.0	35:50.633																																																																							
17	2:07.706B	33.565	52.876	41.265	221.4	37:58.339																																																																							
5	Peter HEGGLIN						CHE	13	1:52.400	32.461	45.668	34.271	258.9	17:10.113	14	2:05.472B	32.576	45.865	47.031	258.2	19:15.585	15	1:50.281	32.840	44.438	33.003	254.0	32:47.545	16	1:49.044	31.948	44.032	33.064	258.2	34:36.589	17	1:51.266	31.967	45.363	33.936	259.5	36:27.855	18	1:50.334	32.280	44.854	33.200	257.6	38:18.189	19	1:50.359	32.224	44.456	33.679	258.9	40:08.548	20	2:03.060B	32.185	45.653	45.222	258.9	42:11.608														
FACH AUTO TECH							Porsche 911 GT3 Cup																																																																						
1	2:46.892	1:22.558	48.671	35.663	107.9	2:46.892																																																																							
2	1:53.964	34.011	45.938	34.015	255.2	4:40.856																																																																							
3	1:52.260	32.638	45.923	33.699	255.8	6:33.116																																																																							
4	1:50.330	32.090	44.684	33.556	259.5	8:23.446																																																																							
5	1:50.020	32.014	44.518	33.488	254.0	10:13.466																																																																							
6	1:49.782	31.977	44.662	33.143	259.5	12:03.248																																																																							
7	1:48.913	31.617	44.288	33.008	258.2	13:52.161																																																																							
8	1:48.620	31.393	44.251	32.976	259.5	15:40.781																																																																							
9	2:05.730B	34.302	47.072	44.356	259.5	17:46.511																																																																							
10	5:08.467	3:46.522	47.747	34.198	114.0	22:54.978																																																																							
11	1:50.922	32.969	44.808	33.145	252.3	24:45.900																																																																							
12	1:52.562	31.613	46.647	34.302	259.5	26:38.462																																																																							





CLUB DIVISION PORSCHE SPRINT CHALLENGE SOUTHERN EUROPE Private Testing 2

Sector Analysis

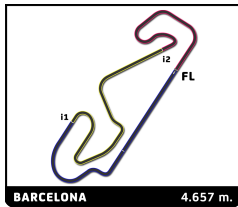
— Invalidated Lap

■ Personal Best

■ Session Best

■ Crossing the pit lane

Lap	Time	Sector 1	Sector 2	Sector 3	T.Sp	Elapsed	Lap	Time	Sector 1	Sector 2	Sector 3	T.Sp	Elapsed							
19	Dino VAN DER GEEST (NLD) Team GP Elite (Porsche 718 Cayman GT4 RS CS)						9	1:50.081	31.674	44.670	33.737	256.4	18:07.018							
1	2:36.439	1:04.480	55.060	36.899	135.4	2:36.439	10	1:53.801	34.091	45.546	34.164	258.2	20:00.819							
2	1:59.490	37.536	47.620	34.334	202.8	4:35.929	11	1:50.104	31.677	44.908	33.519	257.0	21:50.923							
3	1:53.114	32.581	46.605	33.928	258.2	6:29.043	12	1:50.263	31.906	45.014	33.343	259.5	23:41.186							
4	1:51.784	32.529	45.264	33.991	260.1	8:20.827	13	1:50.256	31.890	44.670	33.696	258.2	25:31.442							
5	1:50.202	31.873	45.106	33.223	260.1	10:11.029	14	1:50.527	31.808	44.370	34.349	259.5	27:21.969							
6	1:49.679	32.071	44.585	33.023	258.9	12:00.708	15	1:53.315	31.815	46.479	35.021	258.9	29:15.284							
7	1:49.235	31.494	44.707	33.034	259.5	13:49.943	16	1:49.072	31.711	44.213	33.148	258.2	31:04.356							
8	2:05.278	B 31.748	49.107	44.423	258.9	15:55.221	17	3:02.012	B 31.668	44.388	1:45.956	258.9	34:06.368							
9	6:53.140	5:16.596	53.978	42.566	139.0	22:48.361	25	Dominique BASTIEN (USA) Speedlover (Porsche 911 GT3 Cup)						1	7:33.550	6:03.819	51.562	38.169	110.4	7:33.550
10	2:03.298	41.568	47.830	33.900	173.1	24:51.659	2	2:00.519	35.233	49.297	35.989	241.6	9:34.069							
11	1:49.800	31.518	45.122	33.160	260.1	26:41.459	3	1:57.332	35.195	46.843	35.294	238.9	11:31.401							
12	1:49.017	31.407	44.315	33.295	261.3	28:30.476	4	1:58.033	35.766	47.094	35.173	195.9	13:29.434							
13	1:50.012	31.579	44.741	33.692	260.1	30:20.488	5	1:54.452	33.009	46.363	35.080	254.6	15:23.886							
14	2:00.161	B 31.806	44.772	43.583	262.0	32:20.649	6	1:55.197	33.552	46.574	35.071	255.2	17:19.083							
15	4:24.723	3:05.959	45.341	33.423	174.2	36:45.372	7	1:58.059	34.167	48.343	35.549	254.6	19:17.142							
16	1:49.716	31.716	44.709	33.291	260.1	38:35.088	8	1:53.571	33.333	45.673	34.565	256.4	21:10.713							
17	1:50.264	31.985	44.914	33.365	260.1	40:25.352	9	1:54.247	33.330	46.284	34.633	256.4	23:04.960							
18	1:50.330	31.922	44.738	33.670	260.7	42:15.682	10	1:51.512	32.651	45.001	33.860	257.0	24:56.472							
19	2:04.206	B 32.402	48.239	43.565	261.3	44:19.888	11	1:52.909	32.535	45.979	34.395	257.0	26:49.381							
20	4:05.354	2:40.016	49.166	36.172	131.9	48:25.242	12	2:03.248	36.654	50.464	36.130	209.9	28:52.629							
21	1:51.561	32.102	45.402	34.057	260.1	50:16.803	13	1:58.418	33.423	48.652	36.343	258.9	30:51.047							
22	1:55.796	32.396	49.457	33.943	259.5	52:12.599	14	1:53.285	32.899	45.549	34.837	256.4	32:44.332							
23	1:50.549	31.851	44.928	33.770	260.7	54:03.148	15	2:23.013	B 36.228	52.307	54.478	237.4	35:07.345							
24	1:50.812	32.334	45.005	33.473	260.7	55:53.960	33	Oleksandr DOBIK (UKR) HADECA RACING (Porsche 911 GT3 Cup)						1	3:24.742	1:49.505	54.354	40.883	130.2	3:24.742
22	Andrea BURATTI (ITA) ENRICO FULGENZI RACING (Porsche 911 GT3 Cup)						2	2:00.837	35.246	49.929	35.662	255.2	5:25.579							
1	3:22.890	2:00.127	46.952	35.811	162.3	3:22.890	3	1:57.320	33.976	48.467	34.877	258.2	7:22.899							
2	1:53.726	33.683	46.222	33.821	258.9	5:16.616	4	1:54.138	32.966	45.684	35.488	257.6	9:17.037							
3	2:09.337	32.611	1:02.379	34.347	261.3	7:25.953	5	1:59.700	32.552	49.536	37.612	260.1	11:16.737							
4	1:49.494	31.704	44.169	33.621	262.0	9:15.447	6	1:51.836	32.635	45.271	33.930	258.2	13:08.573							
5	1:48.968	31.957	44.011	33.000	262.0	11:04.415	7	1:52.365	33.246	44.924	34.195	258.9	15:00.938							
6	1:47.358	31.513	43.382	32.463	260.7	12:51.773	8	1:50.683	32.270	44.872	33.541	259.5	16:51.621							
7	1:48.589	31.530	43.894	33.165	262.6	14:40.362	9	1:53.093	32.450	45.818	34.825	257.6	18:44.714							
8	1:58.259	B 31.933	44.197	42.129	260.7	16:38.621	10	1:51.193	32.579	45.353	33.261	260.1	20:35.907							
9	3:38.934	2:03.358	58.858	36.718	101.9	20:17.555	11	1:51.817	32.026	45.811	33.980	260.7	22:27.724							
10	2:12.235	37.167	44.551	50.517	210.3	22:29.790	12	1:49.411	32.107	44.072	33.232	260.7	24:17.135							
11	1:47.749	31.543	43.381	32.825	262.0	24:17.539	13	1:49.755	32.012	44.248	33.495	260.1	26:06.890							
12	1:52.052	31.720	47.364	32.968	262.6	26:09.591	14	1:49.193	31.738	44.105	33.350	261.3	27:56.083							
13	1:46.691	31.184	43.109	32.398	262.0	27:56.282	15	1:50.086	32.931	43.916	33.239	259.5	29:46.169							
14	1:47.168	31.453	43.458	32.257	264.5	29:43.450	16	1:49.599	31.639	44.570	33.390	261.3	31:35.768							
15	1:47.397	31.049	43.302	33.046	262.6	31:30.847	17	1:48.843	31.521	44.249	33.073	262.0	33:24.611							
16	2:01.072	B 31.712	45.557	43.803	256.4	33:31.919	18	1:49.130	31.854	44.156	33.120	259.5	35:13.741							
24	Corrado COSTA (ITA) ENRICO FULGENZI RACING (Porsche 911 GT3 Cup)						19	1:50.842	32.294	45.204	33.344	260.1	37:04.583							
1	3:07.415	1:40.462	50.199	36.754	142.9	3:07.415	20	1:49.811	32.399	44.202	33.210	261.3	38:54.394							
2	1:56.137	33.902	46.425	35.810	248.2	5:03.552	21	2:04.404	B 32.721	44.332	47.351	240.0	40:58.798							
3	1:56.421	33.731	46.361	36.329	251.7	6:59.973	37	Gianluca GIORGI (ITA) BeDriver (Porsche 911 GT3 Cup)						1	2:25.255	57.228	52.607	35.420	129.0	2:25.255
4	1:52.470	32.882	45.309	34.279	256.4	8:52.443	2	1:53.204	33.900	46.401	32.903	234.8	4:18.459							
5	1:52.474	32.654	46.118	33.702	252.8	10:44.917	3	1:47.087	31.593	43.534	31.960	261.3	6:05.546							
6	1:50.363	32.066	45.014	33.283	256.4	12:35.280														
7	1:51.593	33.197	44.640	33.756	260.1	14:26.873														
8	1:50.064	31.860	44.590	33.614	257.6	16:16.937														



CLUB DIVISION

PORSCHE SPRINT CHALLENGE SOUTHERN EUROPE

Private Testing 2

Sector Analysis

_ Invalidated Lap							■ Personal Best		■ Session Best		■ B Crossing the pit lane		
Lap	Time	Sector 1	Sector 2	Sector 3	T.Spd	Elapsed	Lap	Time	Sector 1	Sector 2	Sector 3	T.Spd	Elapsed
4	1:46.853	31.454	43.307	32.092	261.3	7:52.399	4	2:01.968	35.798	49.722	36.448	257.0	11:15.034
5	1:46.034	30.903	43.053	32.078	262.0	9:38.433	5	2:01.800	33.474	50.124	38.202	257.0	13:16.834
6	2:01.596 B	31.978	47.411	42.207	263.9	11:40.029	6	1:56.187	33.626	47.130	35.431	256.4	15:13.021
7	5:25.141	4:06.892	45.151	33.098	128.5	17:05.170	7	1:58.416	33.321	48.497	36.598	261.3	17:11.437
8	1:50.440	31.656	44.489	34.295	259.5	18:55.610	8	1:52.566	32.759	45.455	34.352	262.0	19:04.003
9	1:49.669	31.799	44.727	33.143	260.7	20:45.279	9	1:51.796	32.513	45.502	33.781	263.2	20:55.799
10	1:52.689	32.211	45.053	35.425	259.5	22:37.968	10	1:52.135	32.472	45.609	34.054	253.4	22:47.934
11	1:48.441	31.483	44.221	32.737	262.0	24:26.409	11	1:52.545	32.584	45.959	34.002	264.5	24:40.479
12	1:48.185	31.507	43.939	32.739	263.2	26:14.594	12	1:51.573	32.225	45.470	33.878	264.5	26:32.052
13	1:49.218	32.176	44.100	32.942	263.2	28:03.812	13	1:53.548	34.083	45.713	33.752	265.8	28:25.600
14	1:48.298	31.509	43.784	33.005	262.6	29:52.110	14	1:53.838	32.199	47.557	34.082	265.8	30:19.438
15	2:03.382 B	31.401	43.705	48.276	262.6	31:55.492	15	1:50.235	31.893	44.792	33.550	265.2	32:09.673
16	5:23.764	3:49.455	56.463	37.846	119.5	37:19.256	16	2:06.741 B	33.971	46.708	46.062	265.8	34:16.414
17	2:02.134	34.322	51.125	36.687	252.3	39:21.390	17	7:56.738	6:37.512	45.168	34.058	164.5	42:13.152
18	1:50.698	32.055	44.568	34.075	260.7	41:12.088	18	1:51.512	32.128	45.492	33.892	263.2	44:04.664
19	1:50.543	31.326	45.808	33.409	263.2	43:02.631	19	1:50.342	31.733	45.471	33.138	264.5	45:55.006
20	1:47.691	31.976	43.363	32.352	262.6	44:50.322	20	1:50.568	31.775	45.053	33.740	266.5	47:45.574
21	1:46.523	31.258	43.176	32.089	262.0	46:36.845	21	1:49.221	31.220	44.658	33.343	265.2	49:34.795
22	1:46.646	31.023	43.206	32.417	262.6	48:23.491	22	1:48.286	31.209	44.054	33.023	266.5	51:23.081
23	1:46.285	31.005	43.152	32.128	262.6	50:09.776	23	1:48.814	31.356	44.355	33.103	265.2	53:11.895
24	1:45.990	30.912	43.124	31.954	262.6	51:55.766	24	1:48.390	31.430	44.122	32.838	267.8	55:00.285
25	2:08.580 B	34.993	47.253	46.334	247.7	54:04.346							

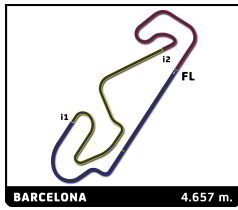
39 Merabi MEKVABISHVILI		BGR				
Proton Huber Competition		Porsche 911 GT3 Cup				
1	2:46.023	1:16.778	52.431	36.814	116.7	2:46.023
2	1:55.790	35.478	46.684	33.628	252.3	4:41.813
3	1:52.686	33.509	45.811	33.366	257.6	6:34.499
4	1:49.606	32.045	44.250	33.311	260.7	8:24.105
5	1:49.804	32.047	44.652	33.105	262.0	10:13.909
6	1:50.735	32.405	45.160	33.170	263.9	12:04.644
7	1:48.450	31.601	44.053	32.796	260.1	13:53.094
8	1:48.347	31.471	44.157	32.719	263.2	15:41.441
9	1:59.847 B	31.501	44.952	43.394	262.0	17:41.288
10	6:55.165	5:24.021	54.658	36.486	107.6	24:36.453
11	1:50.855	33.090	44.855	32.910	255.8	26:27.308
12	1:47.980	31.503	43.940	32.537	261.3	28:15.288
13	1:48.127	31.605	43.656	32.866	265.8	30:03.415
14	1:47.010	31.380	43.356	32.274	265.2	31:50.425
15	1:47.619	31.218	43.566	32.835	263.2	33:38.044
16	1:46.998	31.382	43.339	32.277	262.6	35:25.042
17	1:47.167	31.159	43.395	32.613	262.0	37:12.209
18	1:52.917	31.353	47.533	34.031	262.6	39:05.126
19	1:57.083 B	31.125	43.553	42.405	263.2	41:02.209
20	4:42.081	3:22.501	46.894	32.686	170.7	45:44.290
21	1:47.197	31.432	43.549	32.216	261.3	47:31.487
22	1:46.665	31.016	43.238	32.411	262.0	49:18.152
23	1:47.267	31.478	43.402	32.387	262.0	51:05.419
24	1:49.553	32.098	44.923	32.532	260.7	52:54.972
25	1:46.464	31.162	43.235	32.067	260.1	54:41.436
26	1:57.440 B	31.147	43.786	42.507	260.1	56:38.876

42 Antonius WOSSOS		GRC				
ID Racing		Porsche 911 GT3 Cup				
1	2:42.110	1:10.008	54.166	37.936	117.8	2:42.110
2	2:13.106 B	36.261	50.414	46.431	225.1	4:55.216
3	4:17.850	2:54.014	47.478	36.358	136.6	9:13.066

50 Philippe WILS		BEL				
Speedlover		Porsche 911 GT3 Cup				
1	2:19.888	55.263	49.802	34.823	128.2	2:19.888
2	1:55.026	33.827	46.517	34.682	217.0	4:14.914
3	1:52.534	33.182	44.872	34.480	227.4	6:07.448
4	1:50.059	32.098	44.645	33.316	258.9	7:57.507
5	1:49.038	31.783	44.224	33.031	260.1	9:46.545
6	1:49.152	31.607	44.297	33.248	260.1	11:35.697
7	1:52.353	31.961	44.982	35.410	260.1	13:28.050
8	1:53.253	32.009	44.590	36.654	258.2	15:21.303
9	2:00.710 B	31.966	44.596	44.148	259.5	17:22.013
10	2:09.705	51.109	44.749	33.847	179.7	19:31.718
11	1:49.506	31.838	44.328	33.340	258.2	21:21.224
12	1:59.673 B	31.737	44.886	43.050	260.1	23:20.897

63 Robert SULMA		CZE				
Proton Huber Competition		Porsche 911 GT3 Cup				
1	2:49.356	1:26.495	48.468	34.393	111.2	2:49.356
2	1:53.210	36.227	44.594	32.389	168.3	4:42.566
3	1:47.114	31.639	43.380	32.095	262.6	6:29.680
4	1:47.750	31.607	43.892	32.251	265.8	8:17.430
5	1:45.837	30.842	42.948	32.047	259.5	10:03.267
6	1:55.399 B	31.093	43.305	41.001	259.5	11:58.666
7	4:43.619	3:26.946	43.830	32.843	170.1	16:42.285
8	1:47.493	31.407	43.460	32.626	258.2	18:29.778
9	1:49.844	31.785	43.720	34.339	258.9	20:19.622
10	1:49.425	32.385	44.132	32.908	252.8	22:09.047
11	1:47.731	31.248	43.698	32.785	259.5	23:56.778
12	1:47.560	31.426	43.666	32.468	260.1	25:44.338
13	1:47.504	31.147	43.707	32.650	260.7	27:31.842
14	1:48.401	31.444	43.774	33.183	261.3	29:20.243
15	2:00.215 B	31.402	43.922	44.891	258.9	31:20.458
16	6:16.507	4:59.656	44.513	32.338	174.2	37:36.965
17	1:47.250	31.209	43.659	32.382	262.6	39:24.215
18	1:47.451	31.124	43.607	32.720	263.9	41:11.666





CLUB DIVISION PORSCHE SPRINT CHALLENGE SOUTHERN EUROPE Private Testing 2

Sector Analysis

— Invalidated Lap ■ Personal Best ■ Session Best B Crossing the pit lane

Lap	Time	Sector 1	Sector 2	Sector 3	T.Spd	Elapsed	Lap	Time	Sector 1	Sector 2	Sector 3	T.Spd	Elapsed
19	1:47.166	31.242	43.574	32.350	262.6	42:58.832	8	1:59.035 B	31.978	45.601	41.456	261.3	22:18.512
20	1:47.141	31.125	43.485	32.531	262.0	44:45.973	9	6:11.752	4:40.069	54.713	36.970	102.7	28:30.264
21	1:46.698	31.290	43.365	32.043	262.0	46:32.671	10	1:57.476	34.907	48.099	34.470	216.6	30:27.740
22	1:46.653	30.992	43.717	31.944	263.2	48:19.324	11	1:50.598	32.413	44.945	33.240	260.1	32:18.338
23	1:47.378	31.323	43.637	32.418	262.0	50:06.702	12	1:50.647	31.912	45.260	33.475	262.6	34:08.985
24	1:46.218	31.173	43.033	32.012	261.3	51:52.920	13	1:49.208	31.594	44.681	32.933	260.7	35:58.193
25	2:06.918 B	36.278	45.806	44.834	241.6	53:59.838	14	1:48.584	31.370	44.472	32.742	261.3	37:46.777

69 Lorenzo VON MATTERHORN DEU						
Laptime-Performance Porsche 911 GT3 Cup						
1	8:48.069 B	7:11.454	51.376	45.239	115.9	8:48.069
2	9:07.157 B	7:43.859	45.376	37.922	163.0	17:55.226
3	21:24.090	...	52.116	39.544	119.6	39:19.316
4	1:56.797	34.959	46.965	34.873	239.5	41:16.113
5	1:50.572	32.649	44.908	33.015	258.2	43:06.685
6	1:52.638	31.265	46.853	34.520	263.2	44:59.323
7	1:47.942	31.582	43.927	32.433	260.7	46:47.265
8	1:47.098	31.057	43.358	32.683	264.5	48:34.363
9	1:46.875	31.056	43.346	32.473	265.8	50:21.238
10	1:57.750 B	31.116	43.948	42.686	267.1	52:18.988

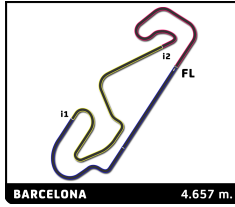
70 Mihail MIHAYLOV USA						
Laptime-Performance Porsche 911 GT3 Cup						
1	3:59.988	2:33.314	50.901	35.773	105.7	3:59.988
2	1:52.483	33.580	45.195	33.708	236.3	5:52.471
3	1:50.826	32.635	44.776	33.415	255.8	7:43.297
4	1:50.912	32.206	44.252	34.454	259.5	9:34.209
5	1:49.508	31.721	44.574	33.213	259.5	11:23.717
6	1:49.592	31.470	44.241	33.881	261.3	13:13.309
7	1:48.723	31.449	44.146	33.128	261.3	15:02.032
8	1:58.196 B	31.677	44.912	41.607	262.0	17:00.228
9	5:41.380	4:04.581	57.494	39.305	81.0	22:41.608
10	2:01.600	39.182	47.580	34.838	202.1	24:43.208
11	1:50.056	32.603	44.377	33.076	256.4	26:33.264
12	1:50.125	31.849	44.827	33.449	262.6	28:23.389
13	1:47.983	31.402	43.969	32.612	263.2	30:11.372
14	1:47.509	31.037	43.251	33.221	263.2	31:58.881
15	1:50.195	31.707	44.613	33.875	263.9	33:49.076
16	1:47.152	31.220	43.409	32.523	262.0	35:36.228
17	1:46.633	31.031	43.310	32.292	262.6	37:22.861
18	1:58.369 B	30.967	44.269	43.133	264.5	39:21.230
19	7:04.433	5:45.803	44.675	33.955	143.8	46:25.663
20	1:44.768	30.713	42.563	31.492	259.5	48:10.431
21	1:44.053	30.495	42.166	31.392	262.6	49:54.484
22	1:44.137	30.502	42.214	31.421	262.0	51:38.621
23	1:44.480	30.553	42.277	31.650	262.6	53:23.101
24	1:44.366	30.526	42.225	31.615	263.2	55:07.467

71 Jürgen VOLLET DEU						
Laptime-Performance Porsche 911 GT3 Cup						
1	8:45.007	7:12.879	52.825	39.303	102.5	8:45.007
2	2:06.002	36.392	51.500	38.110	246.0	10:51.009
3	1:57.841	33.846	48.783	35.212	254.6	12:48.850
4	1:55.197	33.861	46.520	34.816	254.6	14:44.047
5	1:53.074	32.829	45.892	34.353	257.0	16:37.121
6	1:50.321	32.017	44.641	33.663	258.9	18:27.442
7	1:52.035	31.924	45.071	35.040	259.5	20:19.477

80 Angelo FONTANA ITA						
EST1 Racing Porsche 911 GT3 Cup						
1	3:46.414	2:18.523	51.322	36.569	114.3	3:46.414
2	1:57.179	36.488	46.500	34.191	218.3	5:43.593
3	1:52.338	32.900	45.842	33.596	257.6	7:35.931
4	1:53.361	34.320	45.518	33.523	220.1	9:29.292
5	1:50.740	32.166	44.768	33.806	260.1	11:20.032
6	1:51.523	32.030	45.989	33.504	260.1	13:11.555
7	1:49.621	32.106	44.179	33.336	260.1	15:01.176
8	1:51.607	32.254	45.580	33.773	261.3	16:52.783
9	1:50.527	31.655	45.732	33.140	261.3	18:43.310
10	1:48.729	31.866	44.125	32.738	260.1	20:32.039
11	1:50.969	32.214	44.549	34.206	262.0	22:23.008
12	1:48.813	31.839	44.135	32.839	261.3	24:11.821
13	1:48.615	31.691	43.978	32.946	262.0	26:00.436
14	1:48.992	31.577	44.451	32.964	262.6	27:49.428
15	1:48.749	31.608	44.126	33.015	262.6	29:38.177
16	2:14.820 B	32.521	50.017	52.282	261.3	31:52.997
17	4:01.110	2:42.849	44.929	33.332	164.7	35:54.107
18	1:48.415	31.548	44.099	32.768	262.0	37:42.522
19	1:48.084	31.574	43.994	32.516	262.6	39:30.606
20	1:49.135	31.640	44.741	32.754	263.9	41:19.741
21	1:49.192	31.740	44.745	32.707	263.2	43:08.933
22	1:50.739	31.499	44.624	34.616	263.9	44:59.672
23	1:48.618	31.894	43.846	32.878	262.6	46:48.290
24	2:05.330 B	31.415	44.108	49.807	263.9	48:53.620

98 Michael COOL BEL						
Belgium Racing Porsche 911 GT3 Cup						
1	2:29.615	59.784	53.297	36.534	120.1	2:29.615
2	1:52.922	33.233	45.513	34.176	254.0	4:22.537
3	1:51.211	32.489	45.135	33.587	257.0	6:13.748
4	1:50.952	32.156	45.117	33.679	257.0	8:04.700
5	1:49.760	32.118	44.444	33.198	257.6	9:54.460
6	1:50.367	32.074	44.700	33.593	258.9	11:44.827
7	2:05.737 B	32.187	45.499	48.051	255.8	13:50.564
8	5:48.028	4:29.597	44.762	33.669	110.5	19:38.592
9	1:50.107	31.772	45.001	33.334	258.2	21:28.699
10	1:49.117	31.714	44.415	32.988	258.2	23:17.816
11	1:48.170	31.480	43.898	32.792	260.7	25:05.986
12	1:47.697	31.358	43.824	32.515	260.7	26:53.683
13	1:49.865	31.645	45.003	33.217	262.6	28:43.548



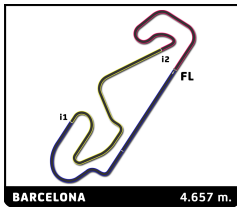


CLUB DIVISION PORSCHE SPRINT CHALLENGE SOUTHERN EUROPE Private Testing 2

Sector Analysis

_ Invalidated Lap							■ Personal Best		■ Session Best		■ Crossing the pit lane		
Lap	Time	Sector 1	Sector 2	Sector 3	T.Spd	Elapsed	Lap	Time	Sector 1	Sector 2	Sector 3	T.Spd	Elapsed
14	1:48.366	31.761	43.711	32.894	260.1	30:31.914	19	2:26.647B	34.556	54.668	57.423	217.4	45:03.756
15	1:47.477	31.544	43.595	32.338	261.3	32:19.391	191 Javier RIPOLL JR VEN						
16	2:03.161B	31.618	45.137	46.406	262.6	34:22.552	EST1 Racing Porsche 911 GT3 Cup						
17	5:06.386	3:47.635	45.167	33.584	181.8	39:28.938	1	3:45.830	2:17.568	51.200	37.062	109.7	3:45.830
18	1:49.498	31.943	44.510	33.045	259.5	41:18.436	2	1:57.340	36.706	46.296	34.338	208.3	5:43.170
19	1:48.940	31.401	44.531	33.008	260.7	43:07.376	3	1:52.290	32.552	46.293	33.445	255.2	7:35.460
20	1:50.698	31.594	45.443	33.661	262.6	44:58.074	4	1:52.493	34.005	45.343	33.145	228.4	9:27.953
21	1:48.137	31.948	43.724	32.465	257.6	46:46.211	5	1:51.214	31.506	45.917	33.791	262.0	11:19.167
22	1:47.081	31.222	43.349	32.510	260.7	48:33.292	6	1:49.568	31.840	44.220	33.508	261.3	13:08.735
23	1:47.419	31.355	43.540	32.524	260.1	50:20.711	7	1:48.457	31.845	43.712	32.900	258.9	14:57.192
24	1:47.944	31.333	43.843	32.768	260.7	52:08.655	8	1:47.922	31.467	43.842	32.613	260.7	16:45.114
25	2:00.738B	31.253	43.748	45.737	260.1	54:09.393	9	1:47.649	31.408	43.624	32.617	262.0	18:32.763
112 Alfred LENFERINK NLD							10 1:48.235 31.504 43.993 32.738 261.3 20:20.998						
Hans Weijs Motorsport Porsche 911 GT3 Cup							11 1:48.635 31.913 44.045 32.677 264.5 22:09.633						
1	7:01.229	5:31.797	50.960	38.472	138.3	7:01.229	12	1:47.783	31.151	43.716	32.916	263.9	23:57.416
2	1:57.276	33.985	47.520	35.771	254.0	8:58.505	13	1:47.557	31.224	43.691	32.642	264.5	25:44.973
3	1:54.824	33.252	46.862	34.710	251.1	10:53.329	14	1:48.400	31.179	43.481	33.740	264.5	27:33.373
4	1:53.884	32.699	46.472	34.713	255.8	12:47.213	15	1:48.133	31.631	43.514	32.988	261.3	29:21.506
5	1:52.997	32.269	46.421	34.307	256.4	14:40.210	16	2:41.705B	1:06.676	49.681	45.348	263.9	32:03.211
6	1:52.917	32.789	45.648	34.480	254.6	16:33.127	17	12:52.484	...	1:03.771	54.889	107.1	44:55.695
7	1:52.382	32.436	45.633	34.313	257.0	18:25.509	18	2:27.505B	45.410	53.410	48.685	166.0	47:23.200
8	2:08.407B	32.660	45.827	49.920	257.0	20:33.916	19	3:09.205	1:47.012	47.595	34.598	154.7	50:32.405
9	5:53.047	4:30.682	47.066	35.299	117.8	26:26.963	20	1:52.689	33.170	45.707	33.812	255.2	52:25.094
10	1:57.919	33.464	48.928	35.527	254.0	28:24.882	21	1:48.549	31.562	43.959	33.028	260.1	54:13.643
11	1:57.517	32.714	47.955	36.848	257.6	30:22.399	22	1:46.951	31.181	43.406	32.364	262.6	56:00.594
12	1:54.570	32.682	47.032	34.856	258.2	32:16.969	222 Robert CRONIN IRE						
13	1:56.411	33.081	48.520	34.810	256.4	34:13.380	Team Parker Racing Porsche 718 Cayman GT4 RS CS						
14	1:53.592	32.620	46.197	34.775	257.6	36:06.972	1	4:27.929	2:49.327	57.657	40.945	107.8	4:27.929
15	1:53.393	32.536	46.208	34.649	258.2	38:00.365	2	2:14.339	41.794	55.045	37.500	190.7	6:42.268
16	1:52.655	32.398	45.655	34.602	257.0	39:53.020	3	2:02.793	38.905	49.893	33.995	189.7	8:45.061
17	1:53.103	32.430	46.028	34.645	257.0	41:46.123	4	1:48.916	31.938	44.376	32.602	258.9	10:33.977
18	1:55.469	32.393	47.919	35.157	259.5	43:41.592	5	1:47.870	31.464	43.905	32.501	261.3	12:21.847
19	2:09.851B	32.681	46.235	50.935	257.6	45:51.443	6	1:48.146	31.277	44.034	32.835	261.3	14:09.993
20	6:26.390B	4:58.432	44.514	43.444	179.4	52:17.833	7	1:47.984	31.326	43.956	32.702	262.6	15:57.977
21	3:04.168	1:49.030	43.422	31.716	178.2	55:22.001	8	2:00.070B	33.328	46.135	40.607	233.8	17:58.047
145 Marcelo TOMASONI ITA							9 5:14.573 3:56.944 44.734 32.895 151.8 23:12.620						
Proton Huber Competition Porsche 911 GT3 Cup							10 1:48.420 31.528 44.224 32.668 261.3 25:01.040						
1	3:05.405	1:38.914	50.138	36.353	115.0	3:05.405	11	1:50.861	31.453	44.101	35.307	262.0	26:51.901
2	1:53.258	33.090	46.067	34.101	257.0	4:58.663	12	1:58.556	32.972	49.361	36.223	263.2	28:50.457
3	1:50.272	32.417	44.631	33.224	258.2	6:48.935	13	1:48.156	31.518	44.135	32.503	262.6	30:38.613
4	1:48.653	31.395	44.245	33.013	261.3	8:37.588	14	1:48.450	31.534	44.324	32.592	262.6	32:27.063
5	1:47.750	31.281	43.879	32.590	262.0	10:25.338	15	2:02.697B	33.655	47.941	41.101	244.9	34:29.760
6	1:47.060	30.994	43.501	32.565	262.0	12:12.398	372 Mark VAN ELDIK NLD						
7	1:47.259	30.926	43.680	32.653	261.3	13:59.657	Hans Weijs Motorsport Porsche 911 GT3 Cup						
8	2:14.052B	31.302	47.969	54.781	263.2	16:13.709	1	9:18.747	7:49.806	50.381	38.560	132.4	9:18.747
9	10:09.651	8:49.513	46.050	34.088	96.9	26:23.360	2	1:58.749	34.479	47.755	36.515	249.9	11:17.496
10	1:51.594	33.033	45.312	33.249	258.2	28:14.954	3	1:58.456	33.769	48.067	36.620	252.8	13:15.952
11	1:48.170	31.512	43.803	32.855	260.7	30:03.124	4	1:54.468	33.181	46.555	34.732	251.7	15:10.420
12	1:49.767	32.739	44.183	32.845	261.3	31:52.891	5	1:52.934	32.560	45.524	34.850	254.0	17:03.354
13	1:47.692	31.241	43.618	32.833	261.3	33:40.583	6	1:52.147	32.226	45.283	34.638	255.8	18:55.501
14	1:46.884	31.141	43.184	32.559	263.2	35:27.467	7	1:51.554	32.633	44.996	33.925	241.1	20:47.055
15	1:46.882	31.087	43.317	32.478	263.2	37:14.349	8	1:58.793	31.812	47.304	39.677	256.4	22:45.848
16	1:49.905	31.009	44.255	34.641	264.5	39:04.254	9	1:52.328	32.759	45.459	34.110	256.4	24:38.176
17	1:46.575	31.064	43.210	32.301	261.3	40:50.829	10	1:50.548	32.134	44.940	33.474	258.9	26:28.724
18	1:46.280	30.788	43.178	32.314	263.2	42:37.109							

SPRINT CHALLENGE SOUTHERN EUROPE



CLUB DIVISION PORSCHE SPRINT CHALLENGE SOUTHERN EUROPE Private Testing 2

Sector Analysis

— Invalidated Lap ■ Personal Best ■ Session Best B Crossing the pit lane

Lap	Time	Sector 1	Sector 2	Sector 3	T.Spd	Elapsed	Lap	Time	Sector 1	Sector 2	Sector 3	T.Spd	Elapsed
11	1:51.483	31.951	45.500	34.032	260.1	28:20.207							
12	1:49.185	31.627	44.703	32.855	257.6	30:09.392							
13	1:49.106	31.486	44.205	33.415	258.9	31:58.498							
14	2:09.313 B	31.531	45.673	52.109	258.2	34:07.811							
15	7:22.090	5:53.862	51.576	36.652	139.6	41:29.901							
16	1:56.957	34.200	48.524	34.233	248.8	43:26.858							
17	1:50.267	31.828	44.820	33.619	252.8	45:17.125							
18	1:50.249	31.538	45.544	33.167	257.0	47:07.374							
19	1:49.999	31.434	45.379	33.186	257.6	48:57.373							
20	1:48.631	31.504	44.121	33.006	258.2	50:46.004							
21	1:48.126	31.452	43.879	32.795	258.2	52:34.130							
22	1:49.830	31.191	45.015	33.624	258.9	54:23.960							
23	1:50.159	32.246	44.493	33.420	258.2	56:14.119							

989

Henk VAN NOREL

NLD

Snel Motorsport

Porsche 718 Cayman GT4 RS CS

1	5:21.566	3:53.485	50.878	37.203	135.7	5:21.566
2	2:11.621	34.415	53.269	43.937	252.8	7:33.187
3	2:02.316	37.150	49.261	35.905	219.2	9:35.503
4	1:56.321	34.048	47.306	34.967	252.8	11:31.824
5	1:52.524	32.799	45.825	33.900	256.4	13:24.348
6	1:52.299	32.671	45.744	33.884	257.6	15:16.647
7	1:52.825	32.540	46.189	34.096	258.2	17:09.472
8	1:53.155	32.445	46.046	34.664	258.2	19:02.627
9	1:52.611	33.046	45.580	33.985	257.6	20:55.238
10	1:52.212	32.465	45.583	34.164	259.5	22:47.450
11	1:52.517	32.509	45.670	34.338	260.1	24:39.967
12	1:51.810	32.346	45.416	34.048	260.1	26:31.777
13	1:53.676	32.711	46.468	34.497	260.1	28:25.453
14	1:55.997	33.146	47.554	35.297	258.2	30:21.450
15	2:03.959 B	32.486	46.039	45.434	261.3	32:25.409
16	3:52.611	2:30.758	46.706	35.147	159.2	36:18.020
17	1:54.559	33.270	46.489	34.800	258.2	38:12.579
18	1:54.096	32.937	46.696	34.463	258.2	40:06.675
19	1:54.971	32.447	47.867	34.657	258.9	42:01.646
20	1:54.579	33.153	46.746	34.680	260.1	43:56.225
21	1:53.367	32.790	46.149	34.428	258.2	45:49.592
22	1:53.174	32.726	46.121	34.327	258.9	47:42.766
23	1:54.363	32.798	47.182	34.383	260.1	49:37.129
24	1:53.487	32.927	46.068	34.492	258.9	51:30.616
25	1:55.315	32.997	46.914	35.404	260.1	53:25.931
26	1:55.306	32.995	46.939	35.372	260.7	55:21.237