

### CLUB DIVISION

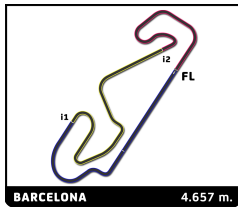
## PORSCHE SPRINT CHALLENGE SOUTHERN EUROPE

### Private Testing 3

### Sector Analysis

_ Invalidated Lap							■ Personal Best							■ Session Best							■ Crossing the pit lane																																																																																																									
Lap	Time	Sector 1	Sector 2	Sector 3	T.Spd	Elapsed	Lap	Time	Sector 1	Sector 2	Sector 3	T.Spd	Elapsed	Lap	Time	Sector 1	Sector 2	Sector 3	T.Spd	Elapsed	Lap	Time	Sector 1	Sector 2	Sector 3	T.Spd	Elapsed																																																																																																			
<b>2</b>	<b>Paulius ZADEIKA</b>						LTU	1	3:05.376	1:21.933	1:00.556	42.887	96.7	3:05.376	2	2:19.047	42.737	56.791	39.519	172.3	5:24.423	3	1:51.179	32.812	45.122	33.245	249.4	7:15.602	4	1:50.316	32.249	44.857	33.210	255.8	9:05.918	5	2:03.301 B	32.281	46.960	44.060	254.6	11:09.219	6	4:31.659	3:12.268	45.989	33.402	152.3	15:40.878	7	1:50.165	32.085	44.945	33.135	258.2	17:31.043	8	1:58.649	32.057	45.357	41.235	258.9	19:29.692	9	1:52.807	32.830	46.783	33.194	255.2	21:22.499	10	1:49.941	31.958	44.930	<b>33.053</b>	257.0	23:12.440	11	<b>1:49.735</b>	31.962	<b>44.435</b>	33.338	258.9	25:02.175	12	1:49.910	<b>31.944</b>	44.760	33.206	258.9	26:52.085	13	1:51.919	32.249	45.482	34.188	259.5	28:44.004	14	1:52.595	33.226	45.889	33.480	257.6	30:36.599	15	2:01.250 B	32.299	45.280	43.671	259.5	32:37.849														
Team GP Elite							Porsche 911 GT3 Cup																																																																																																																							
1	4:15.591	2:37.052	58.233	40.306	86.3	4:15.591	1	3:05.376	1:21.933	1:00.556	42.887	96.7	3:05.376	2	2:19.047	42.737	56.791	39.519	172.3	5:24.423	3	1:51.179	32.812	45.122	33.245	249.4	7:15.602	4	1:50.316	32.249	44.857	33.210	255.8	9:05.918	5	2:03.301 B	32.281	46.960	44.060	254.6	11:09.219	6	4:31.659	3:12.268	45.989	33.402	152.3	15:40.878	7	1:50.165	32.085	44.945	33.135	258.2	17:31.043	8	1:58.649	32.057	45.357	41.235	258.9	19:29.692	9	1:52.807	32.830	46.783	33.194	255.2	21:22.499	10	1:49.941	31.958	44.930	<b>33.053</b>	257.0	23:12.440	11	<b>1:49.735</b>	31.962	<b>44.435</b>	33.338	258.9	25:02.175	12	1:49.910	<b>31.944</b>	44.760	33.206	258.9	26:52.085	13	1:51.919	32.249	45.482	34.188	259.5	28:44.004	14	1:52.595	33.226	45.889	33.480	257.6	30:36.599	15	2:01.250 B	32.299	45.280	43.671	259.5	32:37.849															
<b>3</b>	<b>Thomas WINKLER</b>						CHE	1	6:38.959	5:09.727	52.997	36.235	141.9	6:38.959	2	2:03.722 B	33.383	46.956	43.383	252.3	8:42.681	3	4:54.598	3:34.953	45.884	33.761	115.5	13:37.279	4	1:50.210	32.432	44.585	33.193	257.0	15:27.489	5	1:49.600	31.542	45.107	32.951	258.2	17:17.089	6	1:48.618	31.510	44.428	32.680	259.5	19:05.707	7	1:48.759	31.754	44.163	32.842	260.7	20:54.466	8	1:48.715	31.746	<b>43.894</b>	33.075	257.6	22:43.181	9	<b>1:48.168</b>	<b>31.387</b>	43.966	32.815	258.9	24:31.349	10	1:49.328	31.574	44.390	33.364	259.5	26:20.677	11	1:59.405 B	31.777	46.212	41.416	262.0	28:20.082	12	3:51.141	2:33.719	44.874	<b>32.548</b>	174.2	32:11.223	13	1:48.243	31.428	44.114	32.701	260.7	33:59.466																												
FACH AUTO TECH							Porsche 911 GT3 Cup																																																																																																																							
<b>5</b>	<b>Peter HEGGLIN</b>						CHE	1	2:41.403	1:17.426	49.182	34.795	105.5	2:41.403	2	1:51.292	32.251	45.039	34.002	255.8	4:32.695	3	1:52.699	32.965	45.699	34.035	258.2	6:25.394	4	1:48.252	31.627	43.680	32.945	258.2	8:13.646	5	1:49.197	31.575	44.291	33.331	259.5	10:02.843	6	1:49.492	32.060	44.663	32.769	258.9	11:52.335	7	1:47.675	31.256	43.736	32.683	258.2	13:40.010	8	1:47.834	31.346	43.692	32.796	259.5	15:27.844	9	1:48.602	31.526	44.334	32.742	263.2	17:16.446	10	1:47.126	31.291	43.397	32.438	259.5	19:03.572	11	2:00.288 B	31.639	45.276	43.373	260.1	21:03.860	12	4:14.513	2:55.941	44.216	34.356	165.2	25:18.373	13	1:50.767	31.544	43.966	35.257	260.1	27:09.140	14	1:47.484	31.330	43.613	32.541	260.1	28:56.624	15	1:48.788	32.164	43.905	32.719	262.6	30:45.412	16	1:47.094	31.139	43.660	<b>32.295</b>	261.3	32:32.506	17	<b>1:46.861</b>	31.218	<b>43.338</b>	32.305	262.0	34:19.367
FACH AUTO TECH							Porsche 911 GT3 Cup																																																																																																																							
<b>11</b>	<b>Graham KING</b>						GBR	1	14:51.624	...	47.235	34.446	142.5	14:51.624	2	1:55.589	33.562	47.516	34.511	255.2	8:10.881	3	1:53.209	32.366	46.619	34.224	257.0	10:04.090	4	1:52.330	32.322	45.999	34.009	259.5	11:56.420	5	1:52.582	32.303	45.994	34.285	258.9	13:49.002	6	1:50.975	32.255	45.358	33.362	259.5	15:39.977	7	<b>1:50.609</b>	32.094	<b>45.178</b>	<b>33.337</b>	259.5	17:30.586	8	1:51.329	32.178	45.274	33.877	259.5	19:21.915	9	1:51.623	32.352	45.402	33.869	258.2	21:13.538	10	1:52.221	32.894	45.463	33.864	258.9	23:05.759	11	1:51.484	32.362	45.395	33.727	258.9	24:57.243	12	1:52.381	<b>32.077</b>	46.326	33.978	259.5	26:49.624	13	1:54.275	32.419	47.375	34.481	259.5	28:43.899	14	1:53.668	32.535	46.332	34.801	260.1	30:37.567	15	1:53.842	32.570	46.830	34.442	260.7	32:31.409	16	1:53.577	32.909	46.005	34.663	259.5	34:24.986	17	1:53.577	32.909	46.005	34.663	259.5	34:24.986
WDP Racing							Porsche 718 Cayman GT4 RS CS																																																																																																																							
<b>22</b>	<b>Andrea BURATTI</b>						ITA	1	14:51.624	...	47.235	34.446	142.5	14:51.624	2	1:55.589	33.562	47.516	34.511	255.2	8:10.881	3	1:53.209	32.366	46.619	34.224	257.0	10:04.090	4	1:52.330	32.322	45.999	34.009	259.5	11:56.420	5	1:52.582	32.303	45.994	34.285	258.9	13:49.002	6	1:50.975	32.255	45.358	33.362	259.5	15:39.977	7	<b>1:50.609</b>	32.094	<b>45.178</b>	<b>33.337</b>	259.5	17:30.586	8	1:51.329	32.178	45.274	33.877	259.5	19:21.915	9	1:51.623	32.352	45.402	33.869	258.2	21:13.538	10	1:52.221	32.894	45.463	33.864	258.9	23:05.759	11	1:51.484	32.362	45.395	33.727	258.9	24:57.243	12	1:52.381	<b>32.077</b>	46.326	33.978	259.5	26:49.624	13	1:54.275	32.419	47.375	34.481	259.5	28:43.899	14	1:53.668	32.535	46.332	34.801	260.1	30:37.567	15	1:53.842	32.570	46.830	34.442	260.7	32:31.409	16	1:53.577	32.909	46.005	34.663	259.5	34:24.986	17	1:53.577	32.909	46.005	34.663	259.5	34:24.986
ENRICO FULGENZI RACING							Porsche 911 GT3 Cup																																																																																																																							





### CLUB DIVISION PORSCHE SPRINT CHALLENGE SOUTHERN EUROPE Private Testing 3

#### Sector Analysis

— Invalidated Lap

■ Personal Best

■ Session Best

B Crossing the pit lane

Lap	Time	Sector 1	Sector 2	Sector 3	T.Spd	Elapsed	Lap	Time	Sector 1	Sector 2	Sector 3	T.Spd	Elapsed
2	1:52.599	34.582	44.375	33.642	255.8	16:44.223	9	1:50.728	32.430	45.090	33.208	260.1	28:06.072
3	1:49.954	31.681	44.092	34.181	262.6	18:34.177	10	<b>1:48.750</b>	31.616	<b>44.164</b>	<b>32.970</b>	262.0	29:54.822
4	1:49.659	32.373	44.422	32.864	259.5	20:23.836	11	1:56.289	<b>31.320</b>	47.414	37.555	260.7	31:51.111
5	1:48.101	31.630	43.809	32.662	259.5	22:11.937	12	1:49.226	31.887	44.244	33.095	258.9	33:40.337
6	1:47.461	31.363	43.403	32.695	260.1	23:59.398							
7	1:46.919	31.575	<b>43.103</b>	<b>32.241</b>	261.3	25:46.317							
8	2:35.080	31.413	1:30.866	32.801	262.0	28:21.397							
9	1:48.520	31.297	44.416	32.807	261.3	30:09.917							
10	1:47.575	<b>31.101</b>	44.105	32.369	262.6	31:57.492							
11	<b>1:46.794</b>	31.269	43.222	32.303	262.0	33:44.286							

24 Corrado COSTA		ITA					
ENRICO FULGENZI RACING		Porsche 911 GT3 Cup					
1	5:33.537	4:03.924	52.837	36.776	124.3	5:33.537	
2	2:00.540	33.858	50.812	35.870	252.3	7:34.077	
3	1:55.656	33.753	46.185	35.718	253.4	9:29.733	
4	1:53.260	33.100	46.426	33.734	255.2	11:22.993	
5	1:51.490	32.237	45.070	34.183	257.6	13:14.483	
6	1:54.071	32.106	46.275	35.690	259.5	15:08.554	
7	1:56.211	32.656	47.880	35.675	258.2	17:04.765	
8	1:53.273	33.762	45.623	33.888	244.3	18:58.038	
9	1:53.262	32.694	46.097	34.471	258.2	20:51.300	
10	2:12.039B	32.441	47.249	52.349	255.8	23:03.339	
11	4:17.932	2:53.167	47.449	37.316	141.7	27:21.271	
12	1:51.206	32.686	45.127	33.393	256.4	29:12.477	
13	<b>1:49.322</b>	31.965	<b>44.394</b>	<b>32.963</b>	260.7	31:01.799	
14	1:56.961	<b>31.624</b>	50.736	34.601	260.7	32:58.760	

25 Dominique BASTIEN		USA					
Speedlover		Porsche 911 GT3 Cup					
1	2:30.314	1:03.026	51.161	36.127	132.6	2:30.314	
2	1:57.122	35.054	46.939	35.129	256.4	4:27.436	
3	1:59.401	35.969	46.848	36.584	255.8	6:26.837	
4	1:52.741	32.543	45.963	34.235	254.6	8:19.578	
5	1:51.889	32.500	45.436	33.953	256.4	10:11.467	
6	1:51.237	32.054	45.661	33.522	257.6	12:02.704	
7	1:51.612	32.054	45.761	33.797	257.6	13:54.316	
8	1:51.174	32.193	45.085	33.896	257.6	15:45.490	
9	1:50.356	<b>31.909</b>	44.752	33.695	258.9	17:35.846	
10	1:59.380	34.331	49.193	35.856	257.6	19:35.226	
11	1:53.544	32.138	44.785	36.621	254.6	21:28.770	
12	1:55.777	33.034	47.942	34.801	253.4	23:24.547	
13	<b>1:50.254</b>	32.186	<b>44.508</b>	33.560	256.4	25:14.801	
14	1:50.881	32.323	44.997	33.561	255.8	27:05.682	
15	1:50.509	32.133	44.917	<b>33.459</b>	258.9	28:56.191	
16	2:15.815B	36.577	49.751	49.487	258.2	31:12.006	

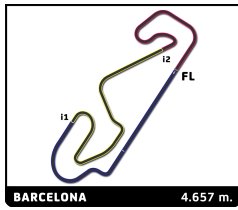
33 Oleksandr DOBIK		UKR					
HADECA RACING		Porsche 911 GT3 Cup					
1	13:08.813	...	52.145	37.097	115.0	13:08.813	
2	1:54.319	33.460	46.371	34.488	254.6	15:03.132	
3	1:54.518	32.916	46.920	34.682	256.4	16:57.650	
4	1:52.463	33.061	45.412	33.990	238.4	18:50.113	
5	1:51.190	32.227	44.966	33.997	258.2	20:41.303	
6	1:50.470	32.084	44.466	33.920	257.6	22:31.773	
7	1:49.951	32.116	44.284	33.551	257.6	24:21.724	
8	1:53.620	32.331	46.159	35.130	258.9	26:15.344	

37 Gianluca GIORGI		ITA					
BeDriver		Porsche 911 GT3 Cup					
1	3:47.335	2:16.303	55.985	35.047	102.4	3:47.335	
2	1:49.960	32.035	44.542	33.383	257.6	5:37.295	
3	1:48.654	31.709	44.189	32.756	260.1	7:25.949	
4	1:46.986	31.239	43.429	<b>32.318</b>	260.1	9:12.935	
5	1:52.172	31.091	47.802	33.279	262.0	11:05.107	
6	2:06.859B	31.548	45.556	49.755	262.6	13:11.966	
7	4:09.660	2:35.843	56.166	37.651	117.7	17:21.626	
8	1:55.219	35.439	45.659	34.121	213.2	19:16.845	
9	1:47.826	31.662	43.608	32.556	258.9	21:04.671	
10	1:46.721	31.203	43.154	32.364	259.5	22:51.392	
11	<b>1:46.530</b>	30.999	43.179	32.352	260.1	24:37.922	
12	1:59.257	32.733	48.792	37.732	262.0	26:37.179	
13	1:47.169	30.992	43.683	32.494	260.7	28:24.348	
14	1:46.937	<b>30.974</b>	43.161	32.802	263.9	30:11.285	
15	1:48.018	31.750	43.752	32.516	262.6	31:59.303	
16	1:58.595B	31.095	<b>43.059</b>	44.441	262.6	33:57.898	

39 Merabi MEKVABISHVILI		BGR					
Proton Huber Competition		Porsche 911 GT3 Cup					
1	3:48.604	2:21.091	52.048	35.465	135.7	3:48.604	
2	1:50.628	32.135	44.685	33.808	260.7	5:39.232	
3	1:50.255	32.160	45.093	33.002	258.9	7:29.487	
4	1:48.334	31.550	44.058	32.726	261.3	9:17.821	
5	1:48.704	31.632	43.990	33.082	260.7	11:06.525	
6	1:48.900	31.729	44.212	32.959	262.0	12:55.425	
7	1:50.749	33.367	44.545	32.837	263.2	14:46.174	
8	1:49.680	31.436	43.910	34.334	262.0	16:35.854	
9	1:49.595	31.610	44.171	33.814	261.3	18:25.449	
10	1:58.457B	31.986	44.364	42.107	261.3	20:23.906	
11	3:25.268	2:08.275	44.283	32.710	157.6	23:49.174	
12	1:49.562	32.040	44.044	33.478	261.3	25:38.736	
13	1:47.863	31.480	43.853	32.530	260.7	27:26.599	
14	<b>1:47.590</b>	31.420	<b>43.659</b>	<b>32.511</b>	262.0	29:14.189	
15	1:48.234	<b>31.354</b>	44.089	32.791	264.5	31:02.423	
16	1:48.265	31.490	43.984	32.791	262.6	32:50.688	
17	1:50.182	31.863	45.277	33.042	261.3	34:40.870	

42 Antonius WOSSOS		GRC					
ID Racing		Porsche 911 GT3 Cup					
1	6:57.794	5:25.152	54.201	38.441	119.6	6:57.794	
2	2:00.482	37.854	47.491	35.137	195.9	8:58.276	
3	2:00.610	32.982	51.569	36.059	260.1	10:58.886	
4	1:51.696	32.754	44.899	34.043	262.6	12:50.582	
5	1:50.685	32.111	44.942	33.632	264.5	14:41.267	
6	1:50.057	31.994	44.607	33.456	263.9	16:31.324	
7	1:52.800	31.893	46.084	34.823	266.5	18:24.124	
8	2:09.550B	32.847	51.846	44.857	262.6	20:33.674	
9	6:12.418	4:40.390	55.558	36.470	111.5	26:46.092	
10	1:56.175	35.530	46.736	33.909	217.9	28:42.267	
11	1:49.106	31.783	44.264	33.059	262.6	30:31.373	

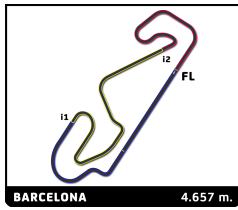




### CLUB DIVISION PORSCHE SPRINT CHALLENGE SOUTHERN EUROPE Private Testing 3

#### Sector Analysis

_ Invalidated Lap							■ Personal Best							■ Session Best							■ Crossing the pit lane						
Lap	Time	Sector 1	Sector 2	Sector 3	T.Spd	Elapsed	Lap	Time	Sector 1	Sector 2	Sector 3	T.Spd	Elapsed	Lap	Time	Sector 1	Sector 2	Sector 3	T.Spd	Elapsed	Lap	Time	Sector 1	Sector 2	Sector 3	T.Spd	Elapsed
<b>50 Philippe WILS</b> BEL																											
Speedlover														Porsche 911 GT3 Cup													
1	2:26.691	1:01.978	49.472	35.241	147.3	2:26.691	1	6:43.071	5:17.147	51.070	34.854	103.1	6:43.071	1	1:49.869	32.356	44.896	32.617	238.4	32:21.242	2	1:51.695	32.446	45.631	33.618	255.8	8:34.766
2	1:56.519	32.986	47.933	35.600	252.8	4:23.210	2	1:48.544	31.735	43.836	32.973	259.5	10:23.310	2	1:48.094	31.376	43.787	32.931	265.8	34:09.336	3	1:48.544	31.735	43.836	32.973	259.5	10:23.310
3	1:52.836	32.390	46.645	33.801	256.4	6:16.046	3	1:49.591	31.185	45.447	32.959	261.3	12:12.901	3	1:48.544	31.735	43.836	32.973	259.5	10:23.310	4	1:49.591	31.185	45.447	32.959	261.3	12:12.901
4	2:01.858	32.945	45.129	43.784	257.6	8:17.904	4	1:48.052	31.528	43.685	32.839	259.5	14:00.953	4	1:48.052	31.528	43.685	32.839	259.5	14:00.953	5	1:48.052	31.528	43.685	32.839	259.5	14:00.953
5	4:28.031	3:08.469	45.617	33.945	169.3	12:45.935	5	1:47.628	31.239	43.792	32.597	260.7	15:48.581	5	1:48.052	31.528	43.685	32.839	259.5	14:00.953	6	1:47.628	31.239	43.792	32.597	260.7	15:48.581
6	1:51.905	33.031	45.220	33.654	256.4	14:37.840	6	1:47.798	31.279	43.487	33.032	262.6	17:36.379	6	1:47.628	31.239	43.792	32.597	260.7	15:48.581	7	1:47.798	31.279	43.487	33.032	262.6	17:36.379
7	1:51.614	32.369	45.788	33.457	257.6	16:29.454	7	1:48.495	31.989	43.682	32.824	262.6	19:24.874	7	1:47.798	31.279	43.487	33.032	262.6	17:36.379	8	1:48.495	31.989	43.682	32.824	262.6	19:24.874
8	1:55.844	32.934	44.985	37.925	258.2	18:25.298	8	1:48.860	31.749	43.949	33.162	262.0	21:13.734	8	1:48.495	31.989	43.682	32.824	262.6	19:24.874	9	1:48.860	31.749	43.949	33.162	262.0	21:13.734
9	1:52.217	32.761	45.436	34.020	255.8	20:17.515	9	1:48.327	31.833	43.617	32.877	260.7	23:02.061	9	1:52.217	32.761	45.436	34.020	255.8	20:17.515	10	1:48.327	31.833	43.617	32.877	260.7	23:02.061
10	2:01.875	32.503	44.987	44.385	257.0	22:19.390	10	1:47.904	31.504	43.615	32.785	260.1	24:49.965	10	2:01.875	32.503	44.987	44.385	257.0	22:19.390	11	1:47.904	31.504	43.615	32.785	260.1	24:49.965
11	5:18.518	4:00.145	45.156	33.217	151.6	27:37.908	11	1:48.893	31.526	44.281	33.086	262.6	26:38.858	11	5:18.518	4:00.145	45.156	33.217	151.6	27:37.908	12	1:48.893	31.526	44.281	33.086	262.6	26:38.858
12	1:48.826	31.650	44.086	33.090	258.2	29:26.734	12	1:50.699	31.814	45.922	32.963	262.0	28:29.557	12	1:48.826	31.650	44.086	33.090	258.2	29:26.734	13	1:50.699	31.814	45.922	32.963	262.0	28:29.557
13	1:48.922	31.663	44.314	32.945	258.2	31:15.656	13	1:48.150	31.282	43.879	32.989	262.6	30:17.707	13	1:48.922	31.663	44.314	32.945	258.2	31:15.656	14	1:48.150	31.282	43.879	32.989	262.6	30:17.707
14	1:56.542	31.761	44.469	40.312	258.9	33:12.198	14	1:47.973	31.267	43.742	32.964	262.6	32:05.680	14	1:56.542	31.761	44.469	40.312	258.9	33:12.198	15	1:47.973	31.267	43.742	32.964	262.6	32:05.680
15							15	1:48.868	31.333	44.559	32.976	263.2	33:54.548	15							16	1:48.868	31.333	44.559	32.976	263.2	33:54.548
16							16							16							17						
<b>71 Jürgen VOLLET</b> DEU																											
Laptime-Performance														Porsche 911 GT3 Cup													
1	7:03.061	5:36.056	50.320	36.685	157.1	7:03.061	1	7:03.061	5:36.056	50.320	36.685	157.1	7:03.061	1	1:57.221	36.048	46.356	34.817	184.9	9:00.282	1	1:57.221	36.048	46.356	34.817	184.9	9:00.282
2	1:57.221	36.048	46.356	34.817	184.9	9:00.282	2	1:56.979	33.303	47.723	35.953	257.0	10:57.261	2	1:57.221	36.048	46.356	34.817	184.9	9:00.282	3	1:56.979	33.303	47.723	35.953	257.0	10:57.261
3	1:56.979	33.303	47.723	35.953	257.0	10:57.261	3	1:57.754	34.355	47.582	35.817	246.5	12:55.015	3	1:56.979	33.303	47.723	35.953	257.0	10:57.261	4	1:57.754	34.355	47.582	35.817	246.5	12:55.015
4	1:57.754	34.355	47.582	35.817	246.5	12:55.015	4	1:55.395	33.671	46.593	35.131	257.6	14:50.410	4	1:57.754	34.355	47.582	35.817	246.5	12:55.015	5	1:55.395	33.671	46.593	35.131	257.6	14:50.410
5	1:55.395	33.671	46.593	35.131	257.6	14:50.410	5	1:52.868	32.936	45.523	34.409	258.2	16:43.278	5	1:55.395	33.671	46.593	35.131	257.6	14:50.410	6	1:52.868	32.936	45.523	34.409	258.2	16:43.278
6	1:52.868	32.936	45.523	34.409	258.2	16:43.278	6	1:50.667	32.092	44.261	34.314	258.9	18:33.945	6	1:52.868	32.936	45.523	34.409	258.2	16:43.278	7	1:50.667	32.092	44.261	34.314	258.9	18:33.945
7	1:50.667	32.092	44.261	34.314	258.9	18:33.945	7	1:51.521	32.213	45.708	33.600	258.2	20:25.466	7	1:50.667	32.092	44.261	34.314	258.9	18:33.945	8	1:51.521	32.213	45.708	33.600	258.2	20:25.466
8	1:51.521	32.213	45.708	33.600	258.2	20:25.466	8	1:49.440	31.867	44.259	33.314	259.5	22:14.906	8	1:51.521	32.213	45.708	33.600	258.2	20:25.466	9	1:49.440	31.867	44.259	33.314	259.5	22:14.906
9	1:49.440	31.867	44.259	33.314	259.5	22:14.906	9	1:50.100	32.498	44.535	33.067	260.1	24:05.006	9	1:49.440	31.867	44.259	33.314	259.5	22:14.906	10	1:50.100	32.498	44.535	33.067	260.1	24:05.006
10	1:50.100	32.498	44.535	33.067	260.1	24:05.006	10	1:58.269	31.903	44.973	41.393	258.2	26:03.275	10	1:50.100	32.498	44.535	33.067	260.1	24:05.006	11	1:58.269	31.903	44.973	41.393	258.2	26:03.275
11	1:58.269	31.903	44.973	41.393	258.2	26:03.275	11	3:00.407	1:41.398	45.193	33.816	177.9	29:03.682	11	1:58.269	31.903	44.973	41.393	258.2	26:03.275	12	3:00.407	1:41.398	45.193	33.816	177.9	29:03.682
12	3:00.407	1:41.398	45.193	33.816	177.9	29:03.682	12	1:50.752	32.629	45.139	32.984	257.6	30:54.434	12	3:00.407	1:41.398	45.193	33.816	177.9	29:03.682	13	1:50.752	32.629	45.139	32.984	257.6	30:54.434
13	1:50.752	32.629	45.139	32.984	257.6	30:54.434	13	1:49.118	31.896	44.261	32.961	261.3	32:43.552	13	1:50.752	32.629	45.139	32.984	257.6	30:54.434	14	1:49.118	31.896	44.261	32.961	261.3	32:43.552
14	1:49.118	31.896	44.261	32.961	261.3	32:43.552	14	1:49.764	31.933	44.510	33.321	260.7	34:33.316	14	1:49.118	31.896	44.261	32.961	261.3	32:43.552	15	1:49.764	31.933	44.510	33.321	260.7	34:33.316
15	1:49.764	31.933	44.510	33.321	260.7	34:33.316	15							15	1:49.764	31.933	44.510	33.321	260.7	34:33.316	16						
<b>80 Angelo FONTANA</b> ITA																											
EST1 Racing														Porsche 911 GT3 Cup													
1	2:21.905	55.020	51.373	35.512	128.7	2:21.905	1	2:21.905	55.020	51.373	35.512	128.7	2:21.905	1	1:53.273	33.067	45.672	34.534	258.2	4:15.178	1	1:53.273	33.067	45.672	34.534	258.2	4:15.178
2	1:53.273	33.067	45.672	34.534	258.2	4:15.178	2	1:49.540	32.296	44.382	32.862	255.2	6:04.718	2	1:53.273	33.067	45.672	34.534	258.2	4:15.178	3	1:49.540	32.296	44.382	32.862	255.2	6:04.718
3	1:49.540	32.296	44.382	32.862	255.2	6:04.718	3	1:51.516	32.875	45.429	33.212	262.0	7:56.234	3	1:49.540	32.296	44.382	32.862	255.2	6:04.718	4	1:51.516	32.875	45.429	33.212	262.0	7:56.234
4	1:51.516	32.875	45.429	33.212	262.0	7:56.234	4	1:49.533	31.908	44.983	32.642	263.2	9:45.767	4	1:51.516	32.875	45.429	33.212	262.0	7:56.234	5	1:49.533	31.908	44.983	32.642	263.2	9:45.767
5	1:49.533	31.908	44.983	32.642	263.2	9:45.767	5	1:47.522	31.277	43.862	32.383	262.0	11:33.289	5	1:49.533	31.908	44.983	32.642	263.2	9:45.767	6	1:47.522	31.277	43.862	32.383	262.0	11:33.289
6	1:47.522	31.277	43.862	32.383	262.0	11:33.289	6	1:48.387	31.255	44.137	32.995	263.9	13:21.676	6	1:47.522	31.277	43.862	32.383	262.0	11:33.289	7	1:48.387	31.255	44.137	32.995	263.9	13:21.676
7	1:48.387	31.255	44.137	32.995	263.9	13:21.676	7	1:47.916	32.017	43.638	32.261	263.9	15:09.592	7	1:48.387	31.255	44.137	32.995	263.9	13:21.676	8	1:47.916	32.017	43.638	32.261	263.9	15:09.592
8	1:47.916	32.017	43.638	32.261	263.9	15:09.592	8	1:48.317	31.812	43.926	32.579	263.2	16:57.909	8													



### CLUB DIVISION PORSCHE SPRINT CHALLENGE SOUTHERN EUROPE Private Testing 3

#### Sector Analysis

_ Invalidated Lap							■ Personal Best							■ Session Best							B Crossing the pit lane						
Lap	Time	Sector 1	Sector 2	Sector 3	T.Spd	Elapsed	Lap	Time	Sector 1	Sector 2	Sector 3	T.Spd	Elapsed	Lap	Time	Sector 1	Sector 2	Sector 3	T.Spd	Elapsed	Lap	Time	Sector 1	Sector 2	Sector 3	T.Spd	Elapsed
<b>112 Alfred LENFERINK</b> NLD																											
Hans Weijs Motorsport														Porsche 911 GT3 Cup													
1	2:13.391	52.734	47.493	33.164	124.8	2:13.391	2	1:49.166	32.108	44.680	32.378	252.3	4:02.557	3	1:46.986	31.184	43.698	32.104	259.5	5:49.543	4	1:56.724	31.248	43.693	41.783	261.3	7:46.267
5	4:39.093	3:19.092	45.809	34.192	163.7	12:25.360	6	1:52.970	33.181	45.555	34.234	255.2	14:18.330	7	1:50.924	32.261	44.946	33.717	256.4	16:09.254	8	1:50.232	31.894	44.761	33.577	258.9	17:59.486
9	1:49.817	31.868	44.741	33.208	258.2	19:49.303	10	2:04.060	32.125	45.440	46.495	257.6	21:53.363	11	4:25.219	2:54.586	51.651	38.982	88.6	26:18.582	12	1:59.673	36.607	47.566	35.500	163.0	28:18.255
13	1:53.014	33.196	45.577	34.241	252.3	30:11.269	14	1:50.746	32.150	45.170	33.426	248.8	32:02.015	15	1:50.600	31.827	45.081	33.692	257.6	33:52.615							
<b>145 Marcelo TOMASONI</b> ITA																											
Proton Huber Competition														Porsche 911 GT3 Cup													
1	3:35.272	2:09.437	50.568	35.267	117.5	3:35.272	2	1:53.610	32.751	46.671	34.188	257.6	5:28.882	3	1:49.557	32.060	44.318	33.179	258.2	7:18.439	4	1:48.239	31.504	43.695	33.040	262.0	9:06.678
5	1:50.731	31.837	44.196	34.698	261.3	10:57.409	6	1:48.874	31.303	44.297	33.274	260.1	12:46.283	7	1:47.392	31.453	43.367	32.572	262.6	14:33.675	8	1:48.001	31.600	43.758	32.643	262.0	16:21.676
9	1:47.062	30.992	43.452	32.618	262.0	18:08.738	10	2:05.824	31.055	43.553	51.216	261.3	20:14.562	11	11:24.198	...	46.331	37.182	91.7	31:38.760	12	1:48.539	31.691	44.263	32.585	257.6	33:27.299
<b>191 Javier RIPOLL JR</b> VEN																											
EST1 Racing														Porsche 911 GT3 Cup													
1	2:15.524	51.231	49.458	34.835	126.4	2:15.524	2	1:56.231	33.088	47.545	35.598	251.1	4:11.755	3	1:51.975	32.572	44.750	34.653	257.0	6:03.730	4	1:49.715	32.421	44.358	32.936	259.5	7:53.445
5	1:48.291	31.645	44.209	32.437	262.0	9:41.736	6	1:47.634	31.343	43.680	32.611	261.3	11:29.370	7	1:47.422	31.466	43.486	32.470	260.7	13:16.792	8	2:00.032	31.254	44.034	44.744	262.0	15:16.824
9	5:45.332	4:15.941	53.064	36.327	120.7	21:02.156																					
<b>222 Robert CRONIN</b> IRE																											
Team Parker Racing														Porsche 718 Cayman GT4 RS CS													
1	3:55.811	2:22.617	55.452	37.742	137.1	3:55.811	2	2:08.449	38.567	50.688	39.194	227.4	6:04.260	3	1:51.544	33.026	45.353	33.165	257.6	7:55.804	4	1:53.003	32.096	47.466	33.441	262.6	9:48.807
5	1:48.525	31.719	44.236	32.570	262.6	11:37.332	6	1:48.959	31.587	44.539	32.833	262.0	13:26.291	7	1:49.237	31.757	44.637	32.843	261.3	15:15.528	8	1:49.561	31.770	44.532	33.259	262.0	17:05.089
9	1:49.677	31.895	44.686	33.096	261.3	18:54.766	10	1:49.227	31.828	44.474	32.925	261.3	20:43.993	11	1:49.969	31.823	45.138	33.008	260.7	22:33.962	12	1:49.540	31.742	44.724	33.074	260.7	24:23.502
13	1:49.940	31.755	44.947	33.238	262.0	26:13.442	14	1:50.009	31.803	45.096	33.110	261.3	28:03.451	15	1:50.064	31.810	44.851	33.403	262.0	29:53.515	16	1:51.047	31.842	45.997	33.208	262.6	31:44.562
17	1:57.156	31.783	45.139	40.234	262.6	33:41.718																					
<b>372 Mark VAN ELDIK</b> NLD																											
Hans Weijs Motorsport														Porsche 911 GT3 Cup													
1	16:23.779	...	48.279	35.119	152.5	16:23.779	2	1:52.369	32.625	45.764	33.980	251.7	18:16.148	3	1:51.447	32.328	45.301	33.818	253.4	20:07.595	4	1:50.769	32.324	44.964	33.481	254.0	21:58.364
5	1:50.277	32.313	44.755	33.209	254.6	23:48.641	6	1:50.934	32.032	44.276	34.626	255.2	25:39.575	7	1:50.376	31.936	44.850	33.590	257.6	27:29.951	8	1:51.474	32.346	45.913	33.215	255.8	29:21.425
9	1:51.048	32.591	44.951	33.506	255.8	31:12.473	10	1:49.821	31.939	44.448	33.434	256.4	33:02.294														
<b>989 Henk VAN NOREL</b> NLD																											
Snel Motorsport														Porsche 718 Cayman GT4 RS CS													
1	5:39.876	4:08.246	52.762	38.868	144.2	5:39.876	2	2:07.997	35.605	52.989	39.403	237.4	7:47.873	3	2:15.814	35.885	52.477	47.452	241.1	10:03.687	4	6:32.874	5:04.709	51.448	36.717	133.7	16:36.561
5	1:57.333	35.177	47.387	34.769	242.1	18:33.894	6	1:54.233	33.579	46.339	34.315	252.8	20:28.127	7	1:50.988	32.604	45.006	33.378	255.2	22:19.115	8	1:51.283	32.148	45.338	33.797	258.9	24:10.398
9	1:58.392	35.875	48.729	33.788	257.0	26:08.790	10	1:51.444	32.228	45.717	33.499	259.5	28:00.234	11	1:50.336	32.156	44.810	33.370	260.1	29:50.570	12	1:50.929	32.190	45.374	33.365	261.3	31:41.499
13	1:50.362	32.042	44.984	33.336	261.3	33:31.861																					

