

CLUB DIVISION

PORSCHE SPRINT CHALLENGE SOUTHERN EUROPE

Private Testing 4

Sector Analysis

— Invalidated Lap

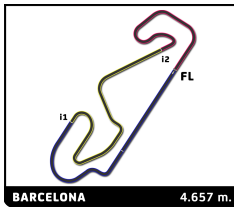
■ Personal Best

■ Session Best

B Crossing the pit lane

Lap	Time	Sector 1	Sector 2	Sector 3	T.Sp	Elapsed	Lap	Time	Sector 1	Sector 2	Sector 3	T.Sp	Elapsed	
2	Paulius ZADEIKA LTU							3	1:58.025	33.748	49.765	34.512	252.3	10:20.055
	Team GP Elite Porsche 911 GT3 Cup							4	1:51.898	33.029	44.765	34.104	254.6	12:11.953
1	2:21.928	55.681	50.367	35.880	126.1	2:21.928	5	1:51.204	32.855	44.908	33.441	255.8	14:03.157	
2	1:56.993	33.592	46.449	36.952	254.6	4:18.921	6	1:53.432	32.702	45.279	35.451	255.8	15:56.589	
3	2:00.356	38.349	45.319	36.688	224.6	6:19.277	7	1:52.029	32.689	44.986	34.354	252.8	17:48.618	
4	1:52.382	32.976	45.387	34.019	260.1	8:11.659	8	1:54.832	32.246	45.038	37.548	257.6	19:43.450	
5	1:57.788	33.080	46.898	37.810	260.1	10:09.447	9	1:56.033	34.488	47.214	34.331	243.2	21:39.483	
6	1:49.664	31.926	44.424	33.314	257.6	11:59.111	10	1:51.754	32.693	44.854	34.207	255.2	23:31.237	
7	1:49.540	31.813	44.463	33.264	262.0	13:48.651	11	1:51.994	33.064	45.132	33.798	252.3	25:23.231	
8	1:48.610	31.592	44.215	32.803	262.0	15:37.261	12	1:50.797	32.417	44.475	33.905	253.4	27:14.028	
9	1:48.635	31.705	44.104	32.826	260.7	17:25.896	13	1:51.572	32.382	45.237	33.953	255.2	29:05.600	
10	1:51.731	31.570	43.857	36.304	260.7	19:17.627	14	1:49.774	32.336	44.073	33.365	253.4	30:55.374	
11	2:12.561	B 33.897	49.974	48.690	249.9	21:30.188								
12	16:51.244	9:23.478	1:08.352	6:19.414	72.0	38:21.432								
13	2:16.604	43.453	53.413	39.738	170.9	40:38.036								
3	Thomas WINKLER CHE							19	Dino VAN DER GEEST NLD					
	FACH AUTO TECH Porsche 911 GT3 Cup								Team GP Elite Porsche 718 Cayman GT4 RS CS					
1	22:57.636	...	49.022	34.782	128.1	22:57.636	1	3:17.806	1:42.281	55.221	40.304	154.0	3:17.806	
2	1:57.042	33.231	49.197	34.614	254.6	24:54.678	2	2:00.424	37.979	47.329	35.116	198.0	5:18.230	
3	1:49.041	31.912	44.443	32.686	254.6	26:43.719	3	1:54.762	32.649	48.121	33.992	256.4	7:12.992	
4	1:48.038	31.425	44.092	32.521	256.4	28:31.757	4	1:53.570	32.757	47.035	33.778	258.9	9:06.562	
5	1:47.321	31.252	43.879	32.190	257.0	30:19.078	5	1:51.449	32.268	45.588	33.593	260.1	10:58.011	
6	1:47.145	30.898	43.875	32.372	257.6	32:06.223	6	1:50.523	32.153	45.016	33.354	258.9	12:48.534	
							7	1:50.844	32.127	45.062	33.655	260.1	14:39.378	
							8	1:50.701	32.117	45.200	33.384	258.2	16:30.079	
							9	1:51.870	32.254	45.418	34.198	258.9	18:21.949	
							10	1:50.160	31.902	44.893	33.365	257.6	20:12.109	
							11	1:50.631	31.805	45.252	33.574	258.9	22:02.740	
							12	1:50.775	32.013	45.164	33.598	257.6	23:53.515	
							13	1:50.334	32.037	44.721	33.576	257.0	25:43.849	
							14	1:51.492	31.895	45.328	34.269	257.0	27:35.341	
							15	2:04.557	32.465	45.057	47.035	257.0	29:39.898	
							16	1:52.578	32.547	45.706	34.325	255.8	31:32.476	
5	Peter HEGGLIN CHE							22	Andrea BURATTI ITA					
	FACH AUTO TECH Porsche 911 GT3 Cup								ENRICO FULGENZI RACING Porsche 911 GT3 Cup					
1	9:49.821	8:20.153	52.954	36.714	145.9	9:49.821	1	7:44.005	6:24.610	45.942	33.453	131.9	7:44.005	
2	1:53.583	33.100	45.986	34.497	255.8	11:43.404	2	1:55.563	32.842	48.427	34.294	258.9	9:39.568	
3	1:53.453	31.968	47.962	33.523	256.4	13:36.857	3	1:50.418	32.547	44.486	33.385	260.1	11:29.986	
4	1:49.325	32.236	44.013	33.076	246.0	15:26.182	4	1:48.929	32.110	43.953	32.866	260.7	13:18.915	
5	1:48.123	31.244	44.050	32.829	258.2	17:14.305	5	1:49.556	31.758	43.508	34.290	262.0	15:08.471	
6	1:46.856	31.210	43.206	32.440	258.9	19:01.161	6	1:49.642	32.392	44.380	32.870	251.7	16:58.113	
7	1:48.741	31.545	44.083	33.113	260.1	20:49.902	7	1:49.513	32.454	44.068	32.991	262.0	18:47.626	
8	1:47.430	31.341	43.315	32.774	260.1	22:37.332	8	1:48.858	31.839	43.702	33.317	259.5	20:36.484	
9	1:55.873	B 31.265	43.869	40.739	261.3	24:33.205	9	1:48.435	31.494	43.524	33.417	258.2	22:24.919	
11	Graham KING GBR							10	1:47.945	31.618	43.645	32.682	261.3	24:12.864
	WDP Racing Porsche 718 Cayman GT4 RS CS							11	1:48.903	31.921	44.453	32.529	260.7	26:01.767
1	3:16.354	1:40.146	55.842	40.366	77.5	3:16.354	12	2:07.289	31.340	44.667	51.282	259.5	28:09.056	
2	2:00.683	38.744	47.204	34.735	174.0	5:17.037	13	1:48.622	31.683	44.285	32.654	257.0	29:57.678	
3	1:55.316	33.235	48.262	33.819	252.3	7:12.353	14	6:00.640	B 31.405			258.9	35:58.318	
4	1:53.624	33.077	46.722	33.825	252.3	9:05.977								
5	1:53.359	32.555	46.738	34.066	252.8	10:59.336								
6	1:52.122	32.678	45.467	33.977	254.0	12:51.458								
7	1:52.289	32.693	45.646	33.950	254.6	14:43.747								
8	2:00.940	33.082	50.452	37.406	254.0	16:44.687								
9	1:53.411	33.311	46.008	34.092	251.7	18:38.098								
10	2:02.573	B 33.266	45.805	43.502	253.4	20:40.671								
11	8:39.565	7:10.901	51.667	36.997	148.3	29:20.236								
12	2:04.618	39.482	46.879	38.257	171.5	31:24.854								
14	Niels LOFTERØD CHE							24	Corrado COSTA ITA					
	FACH AUTO TECH Porsche 911 GT3 Cup								ENRICO FULGENZI RACING Porsche 911 GT3 Cup					
1	6:26.016	4:57.636	51.354	37.026	143.4	6:26.016	1	2:49.572	1:24.408	48.291	36.873	128.7	2:49.572	
2	1:56.014	34.471	46.730	34.813	252.3	8:22.030	2	2:01.225	34.746	51.137	35.342	247.7	4:50.797	
							3	1:50.732	32.183	44.914	33.635	255.8	6:41.529	
							4	3:28.118	31.961	2:18.453	37.704	260.1	10:09.647	
							5	1:51.486	33.161	44.708	33.617	239.5	12:01.133	
							6	1:49.168	31.716	44.342	33.110	258.2	13:50.301	





CLUB DIVISION PORSCHE SPRINT CHALLENGE SOUTHERN EUROPE

Private Testing 4

Sector Analysis

Invalidated Lap

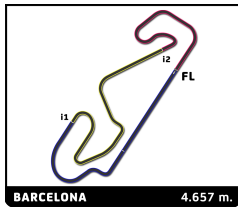
Personal Best

Session Best

B Crossing the pit lane

Lap	Time	Sector 1	Sector 2	Sector 3	T.Sp	Elapsed	Lap	Time	Sector 1	Sector 2	Sector 3	T.Sp	Elapsed						
7	2:07.216	31.663	44.310	51.243	258.9	15:57.517	39 Merabi MEKVABISHVILI Proton Huber Competition Porsche 911 GT3 Cup	1	2:45.544	1:25.230	46.781	33.533	124.7	2:45.544					
8	1:55.881	32.194	48.088	35.599	257.0	17:53.398		2	1:50.706	32.373	44.867	33.466	258.9	4:36.250					
9	1:52.900	32.097	44.743	36.060	257.6	19:46.298		3	1:50.174	32.270	44.502	33.402	262.0	6:26.424					
10	1:56.761	34.587	47.240	34.934	234.8	21:43.059		4	1:50.211	32.357	44.805	33.049	260.1	8:16.635					
11	1:52.005	31.948	45.437	34.620	258.2	23:35.064		5	1:59.361	31.814	44.850	42.697	262.0	10:15.996					
12	1:50.036	31.985	44.540	33.511	257.0	25:25.100		6	4:18.206	2:45.317	54.085	38.804	118.7	14:34.202					
13	3:00.543	31.754	1:52.265	36.524	257.6	28:25.643		7	1:54.407	34.968	45.978	33.461	247.1	16:28.609					
14	2:19.812	32.325	54.227	53.260	254.6	30:45.455		8	1:47.756	31.452	43.914	32.390	258.2	18:16.365					
25 Dominique BASTIEN Speedlover Porsche 911 GT3 Cup																			
1	5:00.402	3:37.070	48.038	35.294	135.9	5:00.402		9	1:48.423	31.259	44.164	33.000	260.1	20:04.788					
2	1:55.695	34.229	46.762	34.704	254.0	6:56.097		10	1:48.823	32.215	43.723	32.885	261.3	21:53.611					
3	1:53.162	32.501	46.334	34.327	255.8	8:49.259		11	1:47.576	31.469	44.004	32.103	262.6	23:41.187					
4	1:51.527	32.443	45.134	33.950	255.2	10:40.786		12	1:47.366	31.147	43.830	32.389	260.1	25:28.553					
5	1:55.358	32.271	48.148	34.939	256.4	12:36.144		13	1:50.658	31.837	45.438	33.383	260.1	27:19.211					
6	1:53.188	33.221	45.522	34.445	255.2	14:29.332		14	2:02.003	31.464	46.278	44.261	258.9	29:21.214					
7	1:51.722	32.450	45.264	34.008	254.6	16:21.054		15	8:57.344	1:54.551	45.782	6:17.011	147.7	38:18.558					
8	2:25.909	33.489	56.105	56.315	255.8	18:46.963	16	1:46.967	31.261	43.184	32.522	258.9	40:05.525						
33 Oleksandr DOBIK HADECA RACING Porsche 911 GT3 Cup																			
1	5:52.813	4:27.068	49.825	35.920	134.2	5:52.813	42 Antonius WOSSOS ID Racing Porsche 911 GT3 Cup												
2	1:52.440	33.093	45.937	33.410	255.2	7:45.253	1	6:10.397	4:47.403	48.511	34.483	134.4	6:10.397						
3	1:56.678	32.498	49.411	34.769	259.5	9:41.931	2	1:56.193	35.409	47.322	33.462	192.4	8:06.590						
4	1:49.908	32.214	44.561	33.133	258.2	11:31.839	3	1:53.982	32.487	47.320	34.175	233.3	10:00.572						
5	1:48.015	31.849	43.604	32.562	260.1	13:19.854	4	1:52.065	33.834	45.566	32.665	220.1	11:52.637						
6	1:49.542	32.035	44.235	33.272	260.1	15:09.396	5	1:44.679	30.608	42.362	31.709	266.5	13:37.316						
7	1:52.430	35.222	44.150	33.058	207.1	17:01.826	6	1:44.006	30.336	42.105	31.565	267.1	15:21.322						
8	1:48.312	31.555	43.993	32.764	259.5	18:50.138	7	1:54.414	30.354	43.128	40.932	267.8	17:15.736						
9	1:48.889	31.602	43.789	33.498	259.5	20:39.027	8	6:05.025	4:46.689	45.005	33.331	172.0	23:20.761						
10	1:48.473	31.715	43.809	32.949	260.1	22:27.500	9	1:50.637	31.698	45.557	33.382	262.0	25:11.398						
11	1:48.138	31.461	43.876	32.801	260.1	24:15.638	10	1:47.851	31.557	43.704	32.590	262.0	26:59.249						
12	2:04.345	32.259	45.337	46.749	258.9	26:19.983	11	1:47.718	31.172	43.655	32.891	264.5	28:46.967						
13	4:18.674	3:00.978	44.250	33.446	170.9	30:38.657	12	1:49.070	32.771	43.699	32.600	262.0	30:36.037						
14	7:35.889	32.060	47.800	6:16.029	257.6	38:14.546	50 Philippe WILS Speedlover Porsche 911 GT3 Cup												
15	1:49.179	32.213	44.142	32.824	256.4	40:03.725	1	4:03.731	2:38.341	50.186	35.204	120.7	4:03.731						
37 Gianluca GIORGI BeDriver Porsche 911 GT3 Cup							2							1:52.859	34.245	45.009	33.605	208.7	5:56.590
1	2:32.112	56.159	57.860	38.093	131.0	2:32.112	3	1:56.637	32.995	49.936	33.706	231.8	7:53.227						
2	2:02.283	41.892	46.988	33.403	138.9	4:34.395	4	2:04.158	31.399	52.944	39.815	257.6	9:57.385						
3	1:55.024	35.335	46.238	33.451	230.8	6:29.419	5	1:47.839	31.503	43.864	32.472	254.0	11:45.224						
4	2:07.291	32.077	52.373	42.841	252.8	8:36.710	6	1:46.649	31.042	43.553	32.054	261.3	13:31.873						
5	3:01.551	1:45.371	44.164	32.016	146.1	11:38.261	7	1:47.063	31.296	43.572	32.195	261.3	15:18.936						
6	1:47.000	31.121	43.789	32.090	261.3	13:25.261	8	1:47.699	31.100	43.485	33.114	260.1	17:06.635						
7	1:46.055	30.802	43.406	31.847	261.3	15:11.316	9	1:46.648	31.117	43.058	32.473	258.2	18:53.283						
8	1:46.959	32.062	43.184	31.713	260.1	16:58.275	10	1:46.623	31.171	43.189	32.263	260.7	20:39.906						
9	1:47.082	31.202	43.275	32.605	262.0	18:45.357	11	1:53.948	31.087	49.768	33.093	261.3	22:33.854						
10	1:47.606	31.510	44.149	31.947	257.0	20:32.963	12	1:48.910	31.456	43.328	34.126	258.9	24:22.764						
11	1:51.297	30.846	43.729	36.722	262.0	22:24.260	13	1:46.814	31.303	43.036	32.475	258.2	26:09.578						
12	1:56.118	30.877	43.308	41.933	260.7	24:20.378	14	1:52.678	31.180	48.373	33.125	258.2	28:02.256						
13	5:41.472	4:10.307	55.341	35.824	116.7	30:01.850	15	1:51.003	31.278	43.936	35.789	257.0	29:53.259						
14	1:52.440	33.659	46.151	32.630	219.6	31:54.290	16	1:47.171	31.221	43.642	32.308	257.6	31:40.430						
15	5:57.440	4:42.265	43.479	31.696	201.7	37:51.730	17	6:49.500	31.165	5:46.121	32.214	257.6	38:29.930						
16	1:44.286	30.610	42.481	31.195	258.9	39:36.016	18	1:45.155	30.866	42.557	31.732	258.9	40:15.085						
17	1:44.414	30.600	42.324	31.490	260.1	41:20.430													



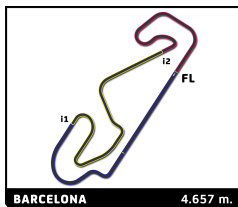


CLUB DIVISION PORSCHE SPRINT CHALLENGE SOUTHERN EUROPE Private Testing 4

Sector Analysis

_ Invalidated Lap							■ Personal Best		■ Session Best		■ Crossing the pit lane		
Lap	Time	Sector 1	Sector 2	Sector 3	T.Spd	Elapsed	Lap	Time	Sector 1	Sector 2	Sector 3	T.Spd	Elapsed
63	Robert SULMA CZE												
Proton Huber Competition						Porsche 911 GT3 Cup							
1	3:15.981	1:49.966	50.003	36.012	112.4	3:15.981	6	1:47.472	31.308	43.692	32.472	261.3	16:53.390
2	1:51.873	33.553	44.968	33.352	209.9	5:07.854	7	1:48.509	31.098	43.533	33.878	262.0	18:41.899
3	1:50.092	32.780	43.969	33.343	261.3	6:57.946	8	1:49.720	32.479	44.031	33.210	251.7	20:31.619
4	1:48.136	31.425	44.024	32.687	262.0	8:46.082	9	1:49.214	31.621	43.958	33.635	260.1	22:20.833
5	1:47.588	31.137	43.471	32.980	260.7	10:33.670	10	1:48.205	31.782	43.757	32.666	257.6	24:09.038
6	1:49.458	31.399	44.485	33.574	261.3	12:23.128	11	1:47.327	31.235	43.737	32.355	260.1	25:56.365
7	1:47.886	31.609	43.716	32.561	260.7	14:11.014	12	1:48.885	31.648	44.669	32.568	259.5	27:45.250
8	1:47.623	31.175	43.881	32.567	261.3	15:58.637	13	1:48.355	31.725	43.937	32.693	258.2	29:33.605
9	1:48.491	31.562	44.221	32.708	263.2	17:47.128	14	1:49.258	31.512	43.758	33.988	257.6	31:22.863
10	1:48.359	31.222	43.650	33.487	260.7	19:35.487							
11	1:48.427	31.935	43.499	32.993	253.4	21:23.914							
12	1:47.319	31.258	43.822	32.239	259.5	23:11.233							
13	1:47.475	31.295	43.513	32.667	259.5	24:58.708							
14	1:47.416	31.394	43.753	32.269	259.5	26:46.124							
15	2:05.234B	31.449	46.020	47.765	258.9	28:51.358							
69	Lorenzo VON MATTERHORN DEU												
Laptime-Performance						Porsche 911 GT3 Cup							
1	8:35.573	7:09.779	49.679	36.115	80.2	8:35.573							
2	1:50.899	32.964	44.682	33.253	257.6	10:26.472							
3	1:48.801	31.886	44.197	32.718	259.5	12:15.273							
4	1:48.018	31.288	43.252	33.478	262.0	14:03.291							
5	1:47.504	31.361	43.579	32.564	260.7	15:50.795							
6	1:46.133	30.903	43.053	32.177	262.0	17:36.928							
7	1:46.385	31.040	42.918	32.427	262.6	19:23.313							
8	1:46.173	31.058	42.875	32.240	262.0	21:09.486							
9	1:48.954	33.116	43.508	32.330	261.3	22:58.440							
10	1:48.042	31.633	43.659	32.750	262.0	24:46.482							
11	1:54.080B	31.088	43.050	39.942	260.7	26:40.562							
71	Jürgen VOLLET DEU												
Laptime-Performance						Porsche 911 GT3 Cup							
1	7:06.366	5:44.083	47.689	34.594	129.1	7:06.366							
2	1:55.780	34.537	46.940	34.303	228.9	9:02.146							
3	1:52.413	32.721	45.338	34.354	255.8	10:54.559							
4	1:51.155	32.410	44.848	33.897	258.2	12:45.714							
5	1:50.370	32.754	44.377	33.239	250.5	14:36.084							
6	1:50.121	32.592	44.420	33.109	258.2	16:26.205							
7	1:49.307	32.063	44.483	32.761	258.2	18:15.512							
8	1:48.961	31.678	44.237	33.046	261.3	20:04.473							
9	1:48.812	31.779	44.287	32.746	262.0	21:53.285							
10	1:49.270	31.579	44.898	32.793	259.5	23:42.555							
11	1:48.718	31.779	43.972	32.967	260.7	25:31.273							
12	1:49.128	31.535	44.472	33.121	260.1	27:20.401							
13	1:48.262	31.676	43.978	32.608	260.7	29:08.663							
14	1:48.455	31.769	43.955	32.731	257.0	30:57.118							
77	Alfred LENFERINK NLD												
Hans Weijts Motorsport						Porsche 911 GT3 Cup							
1	2:05.688	47.068	46.044	32.576	175.4	2:05.688							
2	1:47.541	31.778	43.577	32.186	255.8	3:53.229							
3	1:46.477	31.165	43.225	32.087	257.0	5:39.706							
4	1:46.007	30.772	42.976	32.259	259.5	7:25.713							
5	2:25.600B	31.514	1:08.216	45.870	260.1	9:51.313							
6	4:41.629	3:20.202	45.815	35.612	160.4	14:32.942							
7	1:51.606	32.199	45.505	33.902	255.8	16:24.548							
8	1:50.198	32.136	44.421	33.641	255.2	18:14.746							
9	1:49.455	31.932	44.134	33.389	257.6	20:04.201							
10	1:51.440	32.813	45.092	33.535	256.4	21:55.641							
11	1:49.934	31.817	44.380	33.737	258.2	23:45.575							
12	1:50.568	32.055	44.629	33.884	258.2	25:36.143							
13	2:05.416B	31.943	45.020	48.453	255.8	27:41.559							
145	Marcelo TOMASONI ITA												
Proton Huber Competition						Porsche 911 GT3 Cup							
1	2:35.824	1:10.074	47.518	38.232	126.9	2:35.824							
2	1:50.468	32.438	44.855	33.175	255.8	4:26.292							
3	1:50.880	32.120	45.036	33.724	258.9	6:17.172							
4	1:47.854	31.445	43.828	32.581	259.5	8:05.026							
5	1:54.802	31.268	47.481	36.053	259.5	9:59.828							
6	2:04.189B	31.293	44.124	48.772	260.7	12:04.017							
7	3:58.247	2:29.695	54.314	34.238	110.3	16:02.264							
8	1:57.450	32.201	45.367	39.882	256.4	17:59.714							
9	1:46.938	31.339	43.237	32.362	258.9	19:46.652							
10	1:50.877	31.508	44.451	34.918	260.7	21:37.529							
11	1:46.367	31.249	43.120	31.998	258.2	23:23.896							
12	1:45.946	31.006	42.878	32.062	260.1	25:09.842							
13	1:46.028	30.913	42.957	32.158	260.1	26:55.870							
14	2:07.040B	31.082	44.564	51.394	260.7	29:02.910							
80	Angelo FONTANA ITA												
EST1 Racing						Porsche 911 GT3 Cup							
1	7:31.772	5:43.629	59.014	49.129	90.9	7:31.772							
2	2:07.084	40.688	52.468	33.928	214.4	9:38.856							
3	1:50.151	32.145	44.684	33.322	257.0	11:29.007							
4	1:48.762	31.868	44.022	32.872	259.5	13:17.769							
5	1:48.149	31.638	43.948	32.563	258.9	15:05.918							





CLUB DIVISION

PORSCHE SPRINT CHALLENGE SOUTHERN EUROPE

Private Testing 4

Sector Analysis

— Invalidated Lap

■ Personal Best

■ Session Best

B Crossing the pit lane

Lap	Time	Sector 1	Sector 2	Sector 3	T.Spd	Elapsed	Lap	Time	Sector 1	Sector 2	Sector 3	T.Spd	Elapsed	
191	Javier RIPOLL JR						VEN	12	1:52.425	32.911	45.480	34.034	255.8	31:06.541
	EST1 Racing						Porsche 911 GT3 Cup							
1	7:30.973	5:42.764	59.188	49.021	88.9	7:30.973								
2	2:07.177	41.058	52.421	33.698	213.6	9:38.150								
3	1:50.446	32.647	44.530	33.269	255.8	11:28.596								
4	1:47.971	31.667	43.653	32.651	258.2	13:16.567								
5	1:47.468	31.497	43.551	32.420	258.2	15:04.035								
6	1:48.013	31.400	44.078	32.535	260.1	16:52.048								
7	2:39.270	31.099	43.351	1:24.820	260.1	19:31.318								
8	2:14.165	B 45.228	45.625	43.312	196.6	21:45.483								
9	7:37.838	6:18.805	45.027	34.006	150.8	29:23.321								
10	1:49.026	31.892	44.307	32.827	254.0	31:12.347								
222	Robert CRONIN						IRE							
	Team Parker Racing						Porsche 718 Cayman GT4 RS CS							
1	12:44.498	...	59.352	41.214	85.7	12:44.498								
2	2:10.187	39.876	52.194	38.117	201.7	14:54.685								
3	2:00.626	37.300	48.232	35.094	221.4	16:55.311								
4	1:47.988	31.496	43.987	32.505	260.1	18:43.299								
5	1:54.397	31.594	47.011	35.792	260.1	20:37.696								
6	1:55.845	B 31.517	44.101	40.227	260.7	22:33.541								
7	4:32.326	3:12.574	46.295	33.457	93.2	27:05.867								
8	1:48.760	31.899	44.139	32.722	258.9	28:54.627								
9	1:50.628	32.114	44.946	33.568	257.6	30:45.255								
372	Mark VAN ELDIK						NLD							
	Hans Weijis Motorsport						Porsche 911 GT3 Cup							
1	7:33.211	5:58.756	52.011	42.444	122.2	7:33.211								
2	2:11.782	38.808	58.486	34.488	214.9	9:44.993								
3	1:50.975	32.225	44.968	33.782	255.2	11:35.968								
4	2:00.453	B 32.047	45.050	43.356	253.4	13:36.421								
5	3:30.098	2:09.594	46.182	34.322	141.7	17:06.519								
6	1:51.518	32.726	44.633	34.159	251.1	18:58.037								
7	1:49.530	32.193	44.331	33.006	249.9	20:47.567								
8	1:48.885	31.408	44.235	33.242	253.4	22:36.452								
9	1:48.224	31.505	43.867	32.852	256.4	24:24.676								
10	1:49.548	31.623	44.324	33.601	254.0	26:14.224								
11	2:04.197	B 31.593	46.069	46.535	252.3	28:18.421								
12	3:53.864	2:36.934	44.575	32.355	177.1	32:12.285								
13	5:32.951	B 4:16.348	44.346	32.257	253.4	37:45.236								
14	1:46.871	31.366	43.301	32.204	254.6	39:32.107								
15	1:46.349	31.158	43.069	32.122	254.0	41:18.456								
989	Henk VAN NOREL						NLD							
	Snel Motorsport						Porsche 718 Cayman GT4 RS CS							
1	10:26.345	8:59.750	51.019	35.576	128.2	10:26.345								
2	1:56.700	34.728	47.436	34.536	246.5	12:23.045								
3	1:54.598	34.206	45.989	34.403	250.5	14:17.643								
4	1:51.466	32.393	45.377	33.696	255.8	16:09.109								
5	1:51.783	32.428	45.439	33.916	257.0	18:00.892								
6	1:51.247	32.289	45.375	33.583	259.5	19:52.139								
7	1:52.166	32.441	45.832	33.893	258.9	21:44.305								
8	1:51.808	32.371	45.607	33.830	258.2	23:36.113								
9	1:51.780	32.662	45.334	33.784	258.2	25:27.893								
10	1:54.063	32.747	46.337	34.979	258.2	27:21.956								
11	1:52.160	32.367	45.748	34.045	258.2	29:14.116								