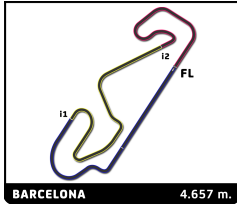


## SPRINT CHALLENGE SOUTHERN EUROPE



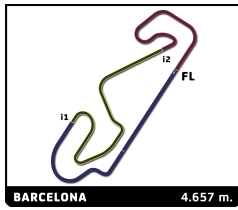
### CLUB DIVISION PORSCHE SPRINT CHALLENGE SOUTHERN EUROPE Free Practice

#### Sector Analysis

_ Invalidated Lap							■ Personal Best							■ Session Best							B Crossing the pit lane														
Lap	Time	Sector 1	Sector 2	Sector 3	T.Sp	Elapsed	Lap	Time	Sector 1	Sector 2	Sector 3	T.Sp	Elapsed	Lap	Time	Sector 1	Sector 2	Sector 3	T.Sp	Elapsed	Lap	Time	Sector 1	Sector 2	Sector 3	T.Sp	Elapsed								
<b>2</b>	<b>Paulius ZADEIKA</b>						LTU	15	1:47.016	31.039	43.484	32.493	260.7	37:30.338	16	<b>1:46.402</b>	<b>31.014</b>	<b>43.168</b>	<b>32.220</b>	259.5	39:16.740	17	2:05.058 B	34.343	47.105	43.610	217.9	41:21.798							
Team GP Elite							Porsche 911 GT3 Cup																												
1	2:37.599	1:02.721	56.083	38.795	114.6	2:37.599																													
2	1:59.901	35.789	47.199	36.913	231.8	4:37.500																													
3	1:53.344	32.939	45.930	34.475	252.8	6:30.844																													
4	1:54.683	33.133	46.271	35.279	254.6	8:25.527																													
5	1:53.394	32.677	46.538	34.179	254.6	10:18.921																													
6	1:53.687	32.148	47.355	34.184	257.6	12:12.608																													
7	1:50.208	32.120	44.616	33.472	258.2	14:02.816																													
8	1:49.539	31.926	44.345	33.268	257.6	15:52.355																													
9	1:54.872	33.129	46.593	35.150	258.2	17:47.227																													
10	2:21.977 B	32.062	56.476	53.439	255.8	20:09.204																													
11	6:39.467	5:04.039	56.530	38.898	89.9	26:48.671																													
12	1:57.444	35.376	47.197	34.871	231.3	28:46.115																													
13	1:52.114	32.034	45.239	34.841	257.0	30:38.229																													
14	1:49.297	31.706	44.494	33.097	257.6	32:27.526																													
15	1:52.255	31.801	44.138	36.316	258.9	34:19.781																													
16	<b>1:48.485</b>	<b>31.578</b>	<b>44.045</b>	<b>32.862</b>	258.2	36:08.266																													
17	2:03.527	37.970	45.793	39.764	260.7	38:11.793																													
18	1:54.120	32.105	45.666	36.349	257.0	40:05.913																													
19	1:51.527	32.436	45.446	33.645	256.4	41:57.440																													
20	1:52.563	31.744	44.101	36.718	258.9	43:50.003																													
21	2:00.650 B	31.851	44.888	43.911	256.4	45:50.653																													
<b>3</b>	<b>Thomas WINKLER</b>						CHE																												
FACH AUTO TECH							Porsche 911 GT3 Cup																												
1	11:35.242	...	51.594	39.918	122.6	11:35.242																													
2	1:59.473	33.454	47.738	38.281	252.8	13:34.715																													
3	1:50.366	31.888	45.654	32.824	256.4	15:25.081																													
4	1:48.030	31.482	43.880	32.668	255.8	17:13.111																													
5	2:04.866 B	31.209	45.528	48.129	258.2	19:17.977																													
6	6:42.291	5:24.146	45.192	32.953	167.0	26:00.268																													
7	1:48.582	31.621	44.096	32.865	256.4	27:48.850																													
8	1:47.091	31.216	43.491	32.384	257.6	29:35.941																													
9	<b>1:46.669</b>	31.204	43.305	<b>32.160</b>	258.9	31:22.610																													
10	1:46.675	<b>30.890</b>	43.327	32.458	259.5	33:09.285																													
11	1:46.874	31.255	<b>43.267</b>	32.352	258.9	34:56.159																													
12	1:47.134	31.133	43.569	32.432	260.1	36:43.293																													
13	2:15.882 B	34.577	48.642	52.663	231.3	38:59.175																													
<b>5</b>	<b>Peter HEGGLIN</b>						CHE																												
FACH AUTO TECH							Porsche 911 GT3 Cup																												
1	7:08.965	5:37.493	53.951	37.521	103.5	7:08.965																													
2	1:54.765	34.277	46.578	33.910	251.7	9:03.730																													
3	1:52.915	32.550	46.504	33.861	255.8	10:56.645																													
4	1:51.504	32.498	45.356	33.650	254.6	12:48.149																													
5	1:51.713	31.669	44.609	35.435	257.6	14:39.862																													
6	1:48.415	31.663	43.842	32.910	257.0	16:28.277																													
7	1:47.409	31.246	43.646	32.517	257.6	18:15.686																													
8	2:33.616 B	41.237	1:03.723	48.656	192.1	20:49.302																													
9	5:48.912	4:30.053	45.441	33.418	120.9	26:38.214																													
10	1:48.856	31.927	44.086	32.843	253.4	28:27.070																													
11	1:51.953	31.180	44.481	36.292	259.5	30:19.023																													
12	1:48.799	31.522	44.328	32.949	258.2	32:07.822																													
13	1:48.457	31.225	44.320	32.912	259.5	33:56.279																													
14	1:47.043	31.107	43.539	32.397	258.9	35:43.322																													
<b>11</b>	<b>Graham KING</b>						GBR																												
WDP Racing							Porsche 718 Cayman GT4 RS CS																												
1	3:00.779	1:17.378	1:00.785	42.616	84.3	3:00.779																													
2	2:22.670	44.393	1:00.158	38.119	166.0	5:23.449																													
3	1:52.657	32.993	45.865	33.799	249.4	7:16.106																													
4	1:51.599	33.251	45.061	33.287	255.2	9:07.705																													
5	1:49.793	31.999	44.699	33.095	258.2	10:57.498																													
6	1:51.143	32.286	45.071	33.786	258.2	12:48.641																													
7	1:55.142	32.095	49.750	33.297	259.5	14:43.783																													
8	1:49.338	32.055	<b>44.166</b>	33.117	258.2	16:33.121																													
9	1:49.886	32.245	44.521	33.120	256.4	18:23.007																													
10	2:35.431 B	41.686	1:00.266	53.479	169.6	20:58.438																													
11	6:02.345	4:22.004	53.440	46.901	120.4	27:00.783																													
12	2:03.155	36.799	51.288	35.068	155.5	29:03.938																													
13	1:50.294	32.324	44.663	33.307	254.6	30:54.232																													
14	1:49.364	<b>31.912</b>	44.302	33.150	257.0	32:43.596																													
15	<b>1:49.047</b>	31.919	44.201	<b>32.927</b>	257.6	34:32.643																													
16	1:49.916	31.925	44.316	33.675	258.9	36:22.559																													
17	1:53.573	33.652	46.643	33.278	257.0	38:16.132																													
18	1:51.954	32.016	45.436	34.502	259.5	40:08.086																													
19	1:51.959	33.433	44.830	33.696	257.0	42:00.045																													
20	1:50.385	32.064	44.660	33.661	257.6	43:50.430																													
21	2:01.980 B	32.362	44.770	44.848	259.5	45:52.410																													
<b>14</b>	<b>Niels LOFTERØD</b>						CHE																												
FACH AUTO TECH							Porsche 911 GT3 Cup																												
1	3:30.634	1:39.833	1:02.360	48.441	85.3	3:30.634																													
2	1:57.278	36.173	47.003	34.102	241.6	5:27.912																													
3	1:53.328	32.607	45.575	35.146	255.2	7:21.240																													
4	1:51.708	32.555	45.396	33.757	252.8	9:12.948																													
5	1:51.354	32.443	45.255	33.656	254.0	11:04.302																													
6	1:50.928	32.295	44.721	33.912	254.6	12:55.230																													
7	1:53.370	32.643	46.459	34.268	256.4	14:48.600																													
8	1:51.026	32.886	44.624	<b>33.516</b>	255.2	16:39.626																													
9	1:49.627	<b>31.806</b>	<b>44.474</b>	33.347	256.4	18:29.253																													
10	3:00.845 B	53.053	1:07.377	1:00.415	107.2	21:30.098																													
11	5:18.371	3:52.987	48.486	36.898	166.5	26:48.469																													
12	1:52.642	33.042	45.544	34.056	251.7	28:41.111																													
13	1:51.762	32.680	45.212	33.870	254.0	30:32.873																													
14	1:51.350	32.371	44.983	33.996	255.2	32:24.223																													
15	<b>1:50.473</b>	31.982	44.726	33.765	255.8	34:14.696																													
16	1:51.948	31.977	45.561	34.410	256.4	36:06.644																													
17	1:59.437	39.058	45.781	34.598	253.4	38:06.081																													
18	1:56.145	33.328	48.356	34.461	251.1	40:02.226																													
19	1:51.647	32.404	45.099	34.144	255.2	41:53.873																													
20	2:07.151 B	32.779	44.909	49.463	254.6	44:01.024																													
<b>19</b>	<b>Dino VAN DER GEEST</b>						NLD																												
Team GP Elite							Porsche 718 Cayman GT4 RS CS																												
1	2:49.115	1:10.011	58.182	40.922	81.0	2:49.115																													
2	2:04.167	39.491	48.809	35.867	190.1	4:53.282																													
3	2:11.880	33.715	46.950	51.215	251.7	7:05.162																													
4	1:55.513	33.026	47.105	35.382	253.4	9:00.675																													



## SPRINT CHALLENGE SOUTHERN EUROPE



### CLUB DIVISION

## PORSCHE SPRINT CHALLENGE SOUTHERN EUROPE

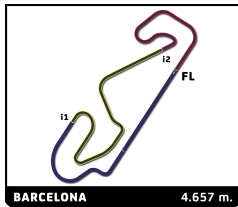
### Free Practice

### Sector Analysis

_ Invalidated Lap							■ Personal Best		■ Session Best		■ Crossing the pit lane		
Lap	Time	Sector 1	Sector 2	Sector 3	T.Spd	Elapsed	Lap	Time	Sector 1	Sector 2	Sector 3	T.Spd	Elapsed
5	1:55.772	33.190	46.508	36.074	254.6	10:56.447	6	1:51.558	32.342	45.224	33.992	255.2	12:33.555
6	2:10.673B	35.479	47.748	47.446	255.8	13:07.120	7	1:55.459	33.192	46.345	35.922	256.4	14:29.014
7	4:39.698	3:00.143	53.370	46.185	119.9	17:46.818	8	2:11.236B	35.410	45.388	50.438	191.7	16:40.250
8	2:24.972B	41.353	54.160	49.459	184.6	20:11.790	9	9:27.582	8:03.383	48.611	35.588	157.6	26:07.832
9	7:13.866	5:50.492	48.444	34.930	176.8	27:25.656	10	1:52.187	33.245	45.091	<b>33.851</b>	250.5	28:00.019
10	1:51.769	32.447	45.611	33.711	253.4	29:17.425	11	1:51.926	32.567	45.346	34.013	256.4	29:51.945
11	1:50.081	31.852	44.859	33.370	257.0	31:07.506	12	<b>1:51.251</b>	<b>32.197</b>	45.043	34.011	255.8	31:43.196
12	1:48.890	31.634	44.340	32.916	257.6	32:56.396	13	2:15.350B	35.489	49.695	50.166	214.4	33:58.546
13	1:48.782	<b>31.461</b>	44.476	<b>32.845</b>	258.9	34:45.178							
14	<b>1:48.707</b>	31.481	<b>44.309</b>	32.917	258.2	36:33.885							
15	1:50.201	31.699	44.735	33.767	258.2	38:24.086							
16	2:06.416B	33.383	46.764	46.269	258.2	40:30.502							
17	3:32.232	2:13.112	45.356	33.764	175.6	44:02.734							
18	1:49.496	31.469	44.605	33.422	257.0	45:52.230							
<b>22</b>	<b>Andrea BURATTI</b>					ITA	<b>33</b>	<b>Oleksandr DOBIK</b>					UKR
ENRICO FULGENZI RACING							HADECA RACING						
Porsche 911 GT3 Cup							Porsche 911 GT3 Cup						
1	14:30.200	...	48.437	34.276	150.6	14:30.200	1	4:36.861	2:52.151	1:02.546	42.164	83.0	4:36.861
2	1:51.380	33.331	44.880	33.169	223.2	16:21.580	2	2:10.354	39.971	51.602	38.781	201.7	6:47.215
3	1:49.757	32.049	44.571	33.137	257.0	18:11.337	3	2:05.184	36.148	52.662	36.374	216.6	8:52.399
4	2:14.147B	32.513	47.732	53.902	258.9	20:25.484	4	1:58.507	34.570	48.604	35.333	252.8	10:50.906
5	5:58.219	4:37.988	45.619	34.612	98.0	26:23.703	5	1:56.170	33.168	48.609	34.393	252.8	12:47.076
6	1:50.145	31.871	44.850	33.424	257.0	28:13.848	6	1:49.907	32.267	44.449	33.191	256.4	14:36.983
7	1:48.131	31.457	43.811	32.863	258.9	30:01.979	7	1:48.684	32.018	43.570	33.096	257.6	16:25.667
8	1:47.982	<b>31.380</b>	43.714	32.888	259.5	31:49.961	8	1:48.415	31.529	43.829	33.057	257.6	18:14.082
9	1:48.348	31.416	44.131	32.801	260.1	33:38.309	9	3:02.971B	40.855	1:03.542	1:18.574	185.2	21:17.053
10	<b>1:47.717</b>	31.381	<b>43.710</b>	<b>32.626</b>	260.7	35:26.026	10	5:25.142	4:04.732	46.916	33.494	129.7	26:42.195
11	2:53.076	1:29.340	46.367	37.369	260.7	38:19.102	11	1:49.853	32.454	44.246	33.153	254.6	28:32.048
12	1:49.299	31.428	44.130	33.741	259.5	40:08.401	12	1:48.683	31.823	43.941	32.919	257.6	30:20.731
13	2:04.465B	32.373	45.250	46.842	258.9	42:12.866	13	1:48.065	31.430	43.708	32.927	260.1	32:08.796
							14	1:48.545	31.563	44.158	32.824	260.1	33:57.341
							15	1:48.308	31.711	43.927	32.670	262.0	35:45.649
							16	1:51.089	33.922	44.419	32.748	260.7	37:36.738
							17	1:47.908	<b>31.368</b>	44.007	32.533	260.7	39:24.646
							18	<b>1:47.443</b>	31.645	<b>43.366</b>	<b>32.432</b>	259.5	41:12.089
							19	1:48.157	31.614	43.862	32.681	259.5	43:00.246
							20	1:49.312	31.660	44.030	33.622	258.2	44:49.558
							21	2:18.309B	37.232	49.041	52.036	232.3	47:07.867
<b>24</b>	<b>Corrado COSTA</b>					ITA	<b>37</b>	<b>Gianluca GIORGI</b>					ITA
ENRICO FULGENZI RACING							BeDriver						
Porsche 911 GT3 Cup							Porsche 911 GT3 Cup						
1	10:48.276	9:15.222	55.243	37.811	60.5	10:48.276	1	5:24.534	3:52.018	56.603	35.913	105.3	5:24.534
2	2:05.969	34.073	54.564	37.332	251.7	12:54.245	2	1:52.079	33.113	45.247	33.719	255.2	7:16.613
3	2:02.864	33.380	52.310	37.174	251.7	14:57.109	3	1:49.080	31.987	44.233	32.860	257.0	9:05.693
4	1:52.443	32.803	45.284	34.356	251.7	16:49.552	4	1:48.002	31.706	43.612	32.684	259.5	10:53.695
5	2:12.379B	32.640	45.291	54.448	253.4	19:01.931	5	1:48.594	31.592	44.131	32.871	259.5	12:42.289
6	7:30.514	6:09.277	45.750	35.487	138.9	26:32.445	6	1:48.120	31.309	43.873	32.938	259.5	14:30.409
7	1:52.545	32.507	45.850	34.188	252.8	28:24.990	7	1:47.558	31.182	43.739	32.637	258.9	16:17.967
8	1:51.192	32.252	44.958	33.982	255.8	30:16.182	8	1:47.323	31.161	43.607	32.555	258.9	18:05.290
9	1:50.145	32.336	44.305	33.504	256.4	32:06.327	9	2:15.701B	33.962	51.761	49.978	258.9	20:20.991
10	1:55.557	32.062	46.115	37.380	257.0	34:01.884	10	6:05.623	4:32.780	54.296	38.547	130.7	26:26.614
11	1:49.662	<b>31.788</b>	44.452	33.422	259.5	35:51.546	11	1:55.515	35.594	46.547	33.374	199.1	28:22.129
12	1:55.516	33.748	46.425	35.343	256.4	37:47.062	12	1:48.326	31.621	43.904	32.801	257.0	30:10.455
13	1:53.822	32.403	46.273	35.146	252.8	39:40.884	13	1:46.690	31.131	43.292	32.267	260.1	31:57.145
14	1:50.063	32.255	44.435	33.373	255.8	41:30.947	14	1:56.928	30.922	46.163	39.843	260.7	33:54.073
15	1:49.772	31.967	44.293	33.512	257.6	43:20.719	15	1:46.532	<b>30.867</b>	43.337	32.328	259.5	35:40.605
16	<b>1:49.116</b>	32.243	<b>44.033</b>	<b>32.840</b>	255.8	45:09.835	16	<b>1:46.249</b>	30.930	<b>43.155</b>	<b>32.164</b>	260.1	37:26.854
							17	2:02.444B	31.039	43.242	48.163	260.1	39:29.298
<b>25</b>	<b>Dominique BASTIEN</b>					USA	<b>39</b>	<b>Merabi MEKVABISHVILI</b>					BGR
Speedlover							Proton Huber Competition						
Porsche 911 GT3 Cup							Porsche 911 GT3 Cup						
1	3:00.671	1:18.891	1:00.622	41.158	111.3	3:00.671	1	3:04.608	1:23.075	1:01.298	40.235	108.5	3:04.608
2	1:58.749	36.027	47.317	35.405	249.4	4:59.420	2	2:02.649	39.064	49.562	34.023	235.8	5:07.257
3	1:54.826	34.073	45.923	34.830	251.1	6:54.246							
4	1:55.992	32.695	48.163	35.134	254.0	8:50.238							
5	1:51.759	32.590	<b>45.002</b>	34.167	254.6	10:41.997							



## SPRINT CHALLENGE SOUTHERN EUROPE



### CLUB DIVISION PORSCHE SPRINT CHALLENGE SOUTHERN EUROPE Free Practice

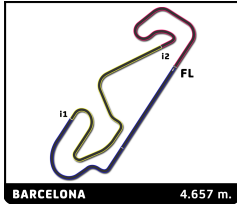
#### Sector Analysis

— Invalidated Lap    ■ Personal Best    ■ Session Best    B Crossing the pit lane

Lap	Time	Sector 1	Sector 2	Sector 3	T.Spd	Elapsed	Lap	Time	Sector 1	Sector 2	Sector 3	T.Spd	Elapsed
3	2:01.783B	32.980	45.199	43.604	254.6	7:09.040							
4	2:40.262	1:20.763	45.218	34.281	178.2	9:49.302							
5	1:50.587	32.756	44.697	33.134	255.2	11:39.889							
6	1:48.762	31.682	44.206	32.874	258.2	13:28.651							
7	1:49.160	31.669	44.272	33.219	256.4	15:17.811							
8	1:58.656B	31.774	44.456	42.426	255.2	17:16.467							
9	10:22.108	9:03.883	44.734	33.491	176.2	27:38.575							
10	1:48.294	31.491	44.045	32.758	257.6	29:26.869							
11	1:47.838	31.484	43.666	32.688	258.9	31:14.707							
12	1:47.952	31.430	43.823	32.699	260.1	33:02.659							
13	1:47.979	31.486	43.837	32.656	259.5	34:50.638							
14	1:47.574	31.352	43.702	32.520	260.1	36:38.212							
15	1:47.352	31.226	43.631	32.495	260.1	38:25.564							
16	1:47.191	31.262	43.555	32.374	261.3	40:12.755							
17	1:49.099	31.381	44.358	33.360	262.0	42:01.854							
18	2:03.141B	32.323	44.484	46.334	262.6	44:04.995							
<b>42 Antonius WOSSOS</b> GRC													
ID Racing Porsche 911 GT3 Cup													
1	4:10.497	2:33.088	58.218	39.191	123.1	4:10.497							
2	2:11.444	41.599	52.615	37.230	169.9	6:21.941							
3	2:09.973	38.772	48.689	42.512	183.3	8:31.914							
4	1:53.874	35.501	44.784	33.589	213.2	10:25.788							
5	1:49.626	31.835	44.321	33.470	261.3	12:15.414							
6	1:49.397	31.953	44.499	32.945	262.6	14:04.811							
7	1:49.485	31.559	45.193	32.733	263.2	15:54.296							
8	1:59.983B	31.759	45.111	43.113	264.5	17:54.279							
9	9:25.955	7:58.326	51.738	35.891	136.9	27:20.234							
10	1:53.320	35.002	45.361	32.957	207.9	29:13.554							
11	1:47.638	31.290	43.779	32.569	262.0	31:01.192							
12	1:47.086	31.021	43.666	32.399	263.2	32:48.278							
13	1:46.855	30.804	43.535	32.516	263.9	34:35.133							
14	1:48.569	31.170	43.708	33.691	264.5	36:23.702							
15	2:00.436B	33.228	44.719	42.489	265.2	38:24.138							
<b>63 Robert SULMA</b> CZE													
Proton Huber Competition Porsche 911 GT3 Cup													
1	2:47.644	1:08.662	58.049	40.933	80.7	2:47.644							
2	2:04.023	39.582	48.553	35.888	152.7	4:51.667							
3	2:00.148	34.607	49.936	35.605	236.3	6:51.815							
4	1:51.706	32.549	46.027	33.130	252.8	8:43.521							
5	1:47.778	31.572	43.703	32.503	258.2	10:31.299							
6	1:47.158	31.404	43.688	32.066	258.9	12:18.457							
7	1:47.181	30.933	43.865	32.383	261.3	14:05.638							
8	1:47.096	31.159	43.880	32.057	261.3	15:52.734							
9	1:48.560	32.220	43.528	32.812	261.3	17:41.294							
10	2:25.335B	31.404	56.922	57.009	259.5	20:06.629							
11	6:06.470	4:47.887			116.4	26:13.099							
12	1:47.486	31.409	43.593	32.484	256.4	28:00.585							
13	1:47.433	31.757	43.690	31.986	261.3	29:48.018							
14	1:46.552	31.107	43.262	32.183	260.7	31:34.570							
15	1:46.246	30.914	43.431	31.901	260.7	33:20.816							
16	1:58.037B	31.658	43.381	42.998	258.9	35:18.853							
<b>69 Lorenzo VON MATTERHORN</b> DEU													
Laptime-Performance Porsche 911 GT3 Cup													
1	2:34.240	58.945	54.842	40.453	121.3	2:34.240							
2	1:59.979	37.939	46.726	35.314	184.0	4:34.219							
3	1:51.265	32.691	44.858	33.716	256.4	6:25.484							
4	1:55.239	33.269	45.581	36.389	254.6	8:20.723							
5	1:49.810	31.976	44.624	33.210	255.8	10:10.533							
6	1:47.879	31.237	43.811	32.831	259.5	11:58.412							
7	1:48.713	31.162	44.270	33.281	261.3	13:47.125							
8	1:55.945B	31.545	43.589	40.811	260.1	15:43.070							
9	4:55.700B	3:10.127	57.789	47.784	109.9	20:38.770							
10	5:37.763	4:16.427			138.3	26:16.533							
11	1:50.208	32.475	44.859	32.874	257.0	28:06.741							
12	1:47.680	31.207	43.716	32.757	260.7	29:54.421							
13	1:49.029	31.178	43.708	34.143	262.0	31:43.450							
14	1:46.546	30.948	43.327	32.271	260.7	33:29.996							
15	1:45.815	30.696	42.870	32.249	263.2	35:15.811							
16	1:56.338B	31.683	44.256	40.399	262.6	37:12.149							
<b>70 Mihail MIHAYLOV</b> USA													
Laptime-Performance Porsche 911 GT3 Cup													
1	3:04.854	1:32.017	55.629	37.208	100.0	3:04.854							
2	1:57.508	35.476	47.802	34.230	226.5	5:02.362							
3	1:53.323	32.986	45.460	34.877	254.0	6:55.685							
4	1:52.202	32.277	46.467	33.458	255.8	8:47.887							
5	1:49.649	31.671	44.758	33.220	257.0	10:37.536							
6	1:48.477	31.444	44.131	32.902	257.6	12:26.013							
7	1:48.263	31.446	43.691	33.126	259.5	14:14.276							
8	1:48.115	31.380	43.778	32.957	258.9	16:02.391							
9	1:47.985	31.290	43.777	32.918	258.9	17:50.376							
10	2:20.167B	31.295	54.661	54.211	258.9	20:10.543							
11	7:38.105	6:19.494	44.893	33.718	147.7	27:48.648							
12	1:53.105	34.517	44.816	33.772	236.3	29:41.753							
13	1:48.256	31.749	43.809	32.698	258.9	31:30.009							
14	1:47.872	31.292	43.796	32.784	260.7	33:17.881							
15	1:47.871	31.376	43.821	32.674	261.3	35:05.752							
16	1:58.266B	32.423	44.401	41.442	260.7	37:04.018							
<b>50 Philippe WILS</b> BEL													
Speedlover Porsche 911 GT3 Cup													
1	2:34.012	59.612	54.759	39.641	118.2	2:34.012							
2	1:56.433	35.216	46.634	34.583	214.4	4:30.445							
3	1:57.490	32.601	45.622	39.267	254.0	6:27.935							
4	1:58.727	34.470	48.550	35.707	194.1	8:26.662							
5	1:49.620	32.075	44.606	32.939	257.0	10:16.282							
6	1:48.447	31.333	43.975	33.139	257.0	12:04.729							
7	1:56.070B	31.433	44.276	40.361	260.1	14:00.799							
8	3:36.024	2:18.739	44.221	33.064	176.2	17:36.823							
9	2:25.928B	31.753	58.663	55.512	258.9	20:02.751							
10	6:00.643	4:40.247	45.024	35.372	174.0	26:03.394							
11	1:53.116	31.854	46.122	35.140	254.6	27:56.510							
12	1:48.084	31.530	43.827	32.727	257.6	29:44.594							
13	1:48.111	31.376	44.021	32.714	258.2	31:32.705							
14	1:47.745	31.190	43.820	32.735	260.1	33:20.450							
15	1:49.305	31.462	45.014	32.829	260.7	35:09.755							
16	1:50.346	31.619	44.152	34.575	259.5	37:00.101							
17	1:50.048	31.683	44.624	33.741	258.2	38:50.149							
18	1:48.183	31.417	43.837	32.929	257.6	40:38.332							
19	1:48.120	31.374	43.882	32.864	258.9	42:26.452							
20	2:01.099B	31.381	44.067	45.651	257.6	44:27.551							



## SPRINT CHALLENGE SOUTHERN EUROPE



### CLUB DIVISION PORSCHE SPRINT CHALLENGE SOUTHERN EUROPE Free Practice

#### Sector Analysis

Invalidated Lap

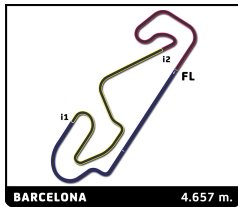
Personal Best

Session Best

B Crossing the pit lane

Lap	Time	Sector 1	Sector 2	Sector 3	T.Spd	Elapsed	Lap	Time	Sector 1	Sector 2	Sector 3	T.Spd	Elapsed	
<b>71</b>	<b>Jürgen VOLLET</b> DEU							14	1:46.210	31.146	43.077	<b>31.987</b>	257.6	38:56.209
	Laptime-Performance Porsche 911 GT3 Cup							15	<b>1:46.141</b>	<b>30.966</b>	<b>43.024</b>	32.151	258.9	40:42.350
1	2:27.875	52.855	55.309	39.711	105.5	2:27.875	16	1:46.605	30.995	43.236	32.374	258.2	42:28.955	
2	2:00.041	36.810	48.243	34.988	186.8	4:27.916	17	2:00.128 <b>B</b>	31.018	43.584	45.526	258.2	44:29.083	
3	1:56.764	35.286	46.018	35.460	197.3	6:24.680								
4	1:52.897	33.979	45.204	33.714	251.1	8:17.577								
5	1:50.298	32.489	44.429	33.380	257.0	10:07.875								
6	1:49.141	31.815	<b>44.083</b>	33.243	257.6	11:57.016								
7	1:51.406	31.737	44.761	34.908	258.2	13:48.422								
8	1:57.981 <b>B</b>	31.988	44.319	41.674	260.1	15:46.403								
9	11:12.227	9:35.763	56.133	40.331	111.5	26:58.630								
10	1:58.181	37.311	47.080	33.790	200.2	28:56.811								
11	1:49.167	31.923	44.391	<b>32.853</b>	256.4	30:45.978								
12	1:50.497	31.886	45.456	33.155	259.5	32:36.475								
13	<b>1:48.823</b>	31.764	44.186	32.873	257.6	34:25.298								
14	1:49.479	31.562	44.550	33.367	259.5	36:14.777								
15	1:52.323	33.132	44.770	34.421	258.9	38:07.100								
16	1:50.472	32.464	44.953	33.055	258.9	39:57.572								
17	1:58.523 <b>B</b>	<b>31.524</b>	44.705	42.294	259.5	41:56.095								
<b>80</b>	<b>Angelo FONTANA</b> ITA							14	1:59.133	35.540	47.819	35.774	231.8	38:13.443
	EST1 Racing Porsche 911 GT3 Cup							11	1:59.133	35.540	47.819	35.774	231.8	38:13.443
1	6:11.508	4:03.466	1:17.824	50.218	47.9	6:11.508	12	1:54.550	32.986	46.950	34.614	252.8	40:07.993	
2	2:05.376	41.785	48.369	35.222	151.8	8:16.884	13	1:53.659	34.190	45.578	33.891	225.6	42:01.652	
3	1:55.209	34.351	45.859	34.999	217.9	10:12.093	14	1:52.693	33.584	45.099	34.010	260.1	43:54.345	
4	1:51.188	32.422	45.138	33.628	256.4	12:03.281	15	1:51.451	32.094	45.366	33.991	258.2	45:45.796	
5	1:51.786	32.398	45.498	33.890	256.4	13:55.067								
6	1:50.413	32.213	44.883	33.317	257.0	15:45.480								
7	1:50.852	32.178	44.854	33.820	256.4	17:36.332								
8	2:22.001 <b>B</b>	31.988	57.670	52.343	257.0	19:58.333								
9	6:34.072	5:02.060	53.480	38.532	127.8	26:32.405								
10	2:01.816	35.459	50.233	36.124	227.9	28:34.221								
11	1:49.330	32.259	44.438	32.633	257.0	30:23.551								
12	1:47.593	31.221	43.754	32.618	260.1	32:11.144								
13	1:47.422	31.501	43.601	32.320	260.7	33:58.566								
14	1:47.664	31.196	43.452	33.016	262.6	35:46.230								
15	1:48.529	32.916	43.532	32.081	263.2	37:34.759								
16	1:46.793	31.170	<b>43.289</b>	32.334	260.7	39:21.552								
17	<b>1:46.272</b>	<b>30.938</b>	43.295	<b>32.039</b>	260.7	41:07.824								
18	2:08.112 <b>B</b>	33.157	45.475	49.480	261.3	43:15.936								
<b>98</b>	<b>Michael COOL</b> BEL							14	1:46.378	30.892	43.259	<b>32.227</b>	260.1	40:58.778
	Belgium Racing Porsche 911 GT3 Cup							17	<b>1:46.378</b>	30.892	43.259	<b>32.227</b>	260.1	40:58.778
1	2:20.132	54.446	49.714	35.972	109.3	2:20.132	18	2:14.048 <b>B</b>	31.179	51.329	51.540	260.1	43:12.826	
2	1:53.212	32.940	45.889	34.383	252.3	4:13.344								
3	1:52.690	32.939	45.309	34.442	251.1	6:06.034								
4	2:00.334 <b>B</b>	32.048	44.247	44.039	252.3	8:06.368								
5	9:04.849	7:42.113	46.850	35.886	179.7	17:11.217								
6	2:09.491 <b>B</b>	32.405	47.894	49.192	253.4	19:20.708								
7	6:59.684	5:39.275	46.361	34.048	133.7	26:20.392								
8	1:50.154	32.291	44.430	33.433	254.0	28:10.546								
9	1:49.566	32.035	44.659	32.872	258.9	30:00.112								
10	1:47.288	31.244	43.525	32.519	258.2	31:47.400								
11	1:47.065	31.314	43.662	32.089	258.2	33:34.465								
12	1:46.466	31.037	43.237	32.192	258.9	35:20.931								
13	1:49.068	31.109	44.970	32.989	258.2	37:09.999								
<b>191</b>	<b>Javier RIPOLL JR</b> VEN							14	1:49.435	32.021	43.992	33.422	259.5	29:39.776
	EST1 Racing Porsche 911 GT3 Cup							11	1:49.435	32.021	43.992	33.422	259.5	29:39.776
1	5:54.342	3:52.984	1:16.787	44.571	55.5	5:54.342	14	1:49.435	32.021	43.992	33.422	259.5	29:39.776	
2	2:03.732	38.302	49.818	35.612	214.0	7:58.074	15	1:47.085	<b>30.862</b>	43.413	32.810	262.6	37:24.131	
3	1:54.483	33.858	46.267	34.358	249.9	9:52.557	16	1:48.269	32.026	43.698	32.545	261.3	39:12.400	
4	1:49.978	31.958	44.743	33.277	255.8	11:42.535	17	<b>1:46.378</b>	30.892	43.259	<b>32.227</b>	260.1	40:58.778	
5	1:49.242	31.583	44.402	33.257	258.2	13:31.777	18	2:14.048 <b>B</b>	31.179	51.329	51.540	260.1	43:12.826	
6	1:48.428	31.477	44.020	32.931	259.5	15:20.205								
7	1:49.671	31.762	43.965	33.944	260.1	17:09.876								
8	2:05.273 <b>B</b>	31.678	43.950	49.645	258.2	19:15.149								
9	6:44.584	5:26.444	45.014	33.126	163.0	25:59.733								
10	1:50.608	32.941	44.510	33.157	255.8	27:50.341								





### CLUB DIVISION

## PORSCHE SPRINT CHALLENGE SOUTHERN EUROPE

### Free Practice

### Sector Analysis

— Invalidated Lap

■ Personal Best

■ Session Best

B Crossing the pit lane

Lap	Time	Sector 1	Sector 2	Sector 3	T.Spd	Elapsed	Lap	Time	Sector 1	Sector 2	Sector 3	T.Spd	Elapsed
12	1:49.102	31.707	44.279	33.116	257.6	31:28.878	12	1:52.565	32.244	46.030	34.291	257.6	32:37.418
13	1:48.051	31.455	43.782	32.814	259.5	33:16.929	13	1:52.647	32.486	45.898	34.263	258.2	34:30.065
14	1:48.118	31.640	43.719	32.759	260.1	35:05.047	14	1:58.220 B	32.314	46.031	39.875	258.2	36:28.285
15	1:47.972	31.408	43.728	32.836	260.1	36:53.019							
16	2:03.752 B	31.524	44.604	47.624	259.5	38:56.771							

**222** **Robert CRONIN** IRE  
Team Parker Racing Porsche 718 Cayman GT4 RS CS

1	7:26.204	5:43.267	58.075	44.862	86.8	7:26.204
2	2:15.116	40.983	55.403	38.730	186.8	9:41.320
3	2:07.777	38.822	53.468	35.487	197.0	11:49.097
4	1:48.967	31.769	44.407	32.791	256.4	13:38.064
5	1:48.625	31.437	44.055	33.133	260.1	15:26.689
6	1:47.964	31.395	44.019	32.550	260.7	17:14.653
7	2:07.605 B	31.763	47.521	48.321	260.7	19:22.258
8	8:18.138	6:47.103	53.600	37.435		27:40.396
9	1:49.002	31.971	44.335	32.696	257.0	29:29.398
10	1:48.843	31.577	44.205	33.061	259.5	31:18.241
11	1:48.536	31.592	44.149	32.795	259.5	33:06.777
12	1:50.369	31.526	44.509	34.334	260.1	34:57.146
13	1:48.299	31.491	44.175	32.633	261.3	36:45.445
14	1:56.945 B	31.654	44.356	40.935	260.7	38:42.390

**372** **Mark VAN ELDIK** NLD  
Hans Weijs Motorsport Porsche 911 GT3 Cup

1	4:37.813	3:01.202	55.118	41.493	106.5	4:37.813
2	1:56.389	34.850	46.651	34.888	233.3	6:34.202
3	1:56.249	33.718	46.492	36.039	249.4	8:30.451
4	1:53.748	33.524	45.773	34.451	249.9	10:24.199
5	1:50.860	32.260	44.831	33.769	254.6	12:15.059
6	2:03.564 B	32.046	46.124	45.394	256.4	14:18.623
7	4:46.035 B	3:09.632	45.716	50.687	164.2	19:04.658
8	7:14.473	5:50.450	49.658	34.365	138.9	26:19.131
9	1:51.132	32.475	45.108	33.549	251.7	28:10.263
10	1:51.439	31.741	45.884	33.814	254.6	30:01.702
11	1:53.264	33.801	45.986	33.477	220.5	31:54.966
12	1:50.081	31.780	44.675	33.626	255.2	33:45.047
13	1:49.738	32.004	44.318	33.416	254.0	35:34.785
14	1:48.973	31.630	44.200	33.143	255.2	37:23.758
15	1:50.081	31.673	44.092	34.316	256.4	39:13.839
16	1:49.638	32.099	44.363	33.176	254.6	41:03.477
17	1:50.216	31.937	44.659	33.620	254.6	42:53.693
18	2:04.323 B	32.119	44.628	47.576	251.1	44:58.016

**989** **Henk VAN NOREL** NLD  
Snel Motorsport Porsche 718 Cayman GT4 RS CS

1	5:38.836	4:09.536	52.332	36.968	136.8	5:38.836
2	1:56.004	33.910	47.416	34.678	249.9	7:34.840
3	1:55.132	33.270	47.116	34.746	253.4	9:29.972
4	1:52.904	32.456	45.971	34.477	254.6	11:22.876
5	1:52.450	32.547	45.777	34.126	255.2	13:15.326
6	1:52.807	32.446	46.384	33.977	257.0	15:08.133
7	1:53.211	32.749	46.664	33.798	257.0	17:01.344
8	2:08.132 B	32.037	46.204	49.891	257.6	19:09.476
9	7:48.894	6:13.880	55.474	39.540	146.1	26:58.370
10	1:53.905	33.535	46.408	33.962	250.5	28:52.275
11	1:52.578	32.664	46.037	33.877	255.2	30:44.853