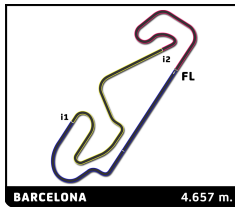


SPRINT CHALLENGE SOUTHERN EUROPE



CLUB DIVISION

PORSCHE SPRINT CHALLENGE SOUTHERN EUROPE

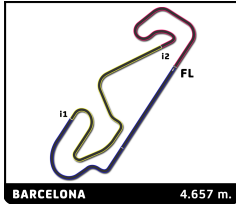
Race 1

Sector Analysis

_ Invalidated Lap							■ Personal Best		■ Session Best		■ B Crossing the pit lane		
Lap	Time	Sector 1	Sector 2	Sector 3	T.Spd	Elapsed	Lap	Time	Sector 1	Sector 2	Sector 3	T.Spd	Elapsed
2	Paulius ZADEIKA	LTU					1	2:50.254	41.739	1:14.652	53.863		2:50.254
	Team GP Elite	Porsche 911 GT3 Cup					2	3:23.289	1:09.448	1:18.678	55.163	106.5	6:13.543
1	2:49.451	41.455	1:13.919	54.077		2:49.451	3	3:22.054	1:14.127	1:14.036	53.891	155.5	9:35.597
2	3:23.244	1:09.149	1:18.906	55.189	116.8	6:12.695	4	2:32.220	48.254	1:00.220	43.746	125.1	12:07.817
3	3:21.705	1:13.869	1:13.697	54.139	132.4	9:34.400	5	1:50.575	32.561	44.609	33.405	255.2	13:58.392
4	2:31.832	48.624	59.987	43.221	138.9	12:06.232	6	1:49.934	32.125	44.601	33.208	257.6	15:48.326
5	1:51.750	32.686	45.251	33.813	255.2	13:57.982	7	1:49.657	31.986	44.598	33.073	257.0	17:37.983
6	1:49.014	31.733	44.029	33.252	257.6	15:46.996	8	1:50.920	31.993	44.471	34.456	257.0	19:28.903
7	1:48.305	31.659	43.835	32.811	258.2	17:35.301	9	1:50.716	31.995	45.327	33.394	255.8	21:19.619
8	1:48.314	31.402	43.926	32.986	260.1	19:23.615	10	1:51.238	31.971	45.215	34.052	256.4	23:10.857
9	1:50.867	31.728	45.672	33.467	260.1	21:14.482	11	1:49.893	32.033	44.672	33.188	256.4	25:00.750
10	1:50.627	31.798	45.058	33.771	258.9	23:05.109	12	1:49.727	31.985	44.511	33.231	257.0	26:50.477
11	1:49.511	31.919	43.979	33.613	257.6	24:54.620	13	1:50.037	32.034	44.655	33.348	256.4	28:40.514
12	1:49.291	31.691	44.298	33.302	257.6	26:43.911	14	2:54.775	1:07.845	1:10.035	36.895	126.3	31:35.289
13	1:48.771	31.538	43.953	33.280	258.9	28:32.682	15	2:27.014	44.474	55.722	46.818	141.0	34:02.303
14	3:01.102	52.413	1:26.348	42.341	231.8	31:33.784							
15	2:26.807	44.438	55.590	46.779	154.7	34:00.591							
3	Thomas WINKLER	CHE					14	Niels LOFTERØD	CHE				
	FACH AUTO TECH	Porsche 911 GT3 Cup						FACH AUTO TECH	Porsche 911 GT3 Cup				
1	2:36.146	36.377	1:04.082	55.687		2:36.146	1	2:52.944	43.131	1:16.387	53.426		2:52.944
2	3:21.328	1:08.669	1:18.434	54.225	133.4	5:57.474	2	3:24.115	1:09.719	1:19.267	55.129	112.0	6:17.059
3	3:21.137	1:12.622	1:15.537	52.978	111.3	9:18.611	3	3:21.401	1:14.319	1:13.699	53.383	132.6	9:38.460
4	2:38.362	51.389	1:00.918	46.055	166.7	11:56.973	4	2:33.431	51.590	55.774	46.067	135.6	12:11.891
5	1:49.074	31.806	44.196	33.072	256.4	13:46.047	5	1:54.732	33.838	45.866	35.028	252.3	14:06.623
6	1:47.904	31.792	43.505	32.607	254.6	15:33.951	6	1:55.535	33.259	47.058	35.218	251.1	16:02.158
7	1:46.997	31.434	43.437	32.126	255.2	17:20.948	7	1:53.151	33.109	45.900	34.142	252.8	17:55.309
8	1:47.370	31.406	43.489	32.475	257.0	19:08.318	8	1:52.859	32.849	45.599	34.411	253.4	19:48.168
9	1:47.386	31.249	43.686	32.451	257.6	20:55.704	9	1:53.480	33.362	45.652	34.466	255.2	21:41.648
10	1:47.304	31.347	43.497	32.460	257.6	22:43.008	10	1:52.887	32.957	45.195	34.735	253.4	23:34.535
11	1:47.256	31.406	43.497	32.353	255.8	24:30.264	11	1:51.991	32.474	45.366	34.151	254.6	25:26.526
12	1:46.931	31.206	43.459	32.266	257.6	26:17.195	12	1:52.486	33.127	44.933	34.426	255.8	27:19.012
13	1:47.011	31.089	43.396	32.526	258.9	28:04.206	13	2:26.476	33.186	46.419	1:06.871	254.6	29:45.488
14	2:55.723	31.042	1:27.723	56.958	258.9	30:59.929	14	2:43.580	1:09.757	53.828	39.995	59.6	32:29.068
15	2:50.853	50.946	1:10.042	49.865	146.7	33:50.782	15	2:10.441	37.175	52.851	40.415	201.7	34:39.509
5	Peter HEGGLIN	CHE					19	Dino VAN DER GEEST	NLD				
	FACH AUTO TECH	Porsche 911 GT3 Cup						Team GP Elite	Porsche 718 Cayman GT4 RS CS				
1	2:37.479	37.217	1:04.942	55.320		2:37.479	1	2:51.702	42.610	1:15.472	53.620		2:51.702
2	3:21.832	1:09.272	1:18.224	54.336	154.7	5:59.311	2	3:23.720	1:09.644	1:18.949	55.127	115.5	6:15.422
3	3:21.024	1:12.519	1:16.219	52.286	128.7	9:20.335	3	3:21.663	1:14.002	1:14.257	53.404	141.4	9:37.085
4	2:37.843	51.204	1:00.595	46.044	142.1	11:58.178	4	2:32.734	48.406	59.756	44.572	133.9	12:09.819
5	1:50.160	32.500	44.565	33.095	255.2	13:48.338	5	1:52.156	32.667	45.839	33.650	253.4	14:01.975
6	1:48.433	31.616	44.181	32.636	256.4	15:36.771	6	1:50.597	31.900	45.041	33.656	255.8	15:52.572
7	1:48.095	31.503	43.925	32.667	257.0	17:24.866	7	1:49.709	31.777	44.567	33.365	255.8	17:42.281
8	1:47.245	31.295	43.592	32.358	257.0	19:12.111	8	1:49.220	31.496	44.531	33.193	257.6	19:31.501
9	1:47.364	31.407	43.445	32.512	257.0	20:59.475	9	1:50.551	31.781	44.949	33.821	257.6	21:22.052
10	1:47.190	31.049	43.715	32.426	257.6	22:46.665	10	1:49.871	31.788	45.008	33.075	257.6	23:11.923
11	1:47.408	31.210	43.618	32.580	257.0	24:34.073	11	1:49.773	31.747	44.704	33.322	258.9	25:01.696
12	1:47.458	31.596	43.450	32.412	258.2	26:21.531	12	1:49.272	31.722	44.562	32.988	258.9	26:50.968
13	1:47.576	31.321	43.692	32.563	257.0	28:09.107	13	1:50.137	31.951	44.734	33.452	258.2	28:41.105
14	2:53.318	31.212	1:32.729	49.377	257.6	31:02.425	14	2:55.044	1:07.943	1:10.764	36.337	124.4	31:36.149
15	2:49.337	50.291	1:09.664	49.382	155.1	33:51.762	15	2:26.822	44.225	55.814	46.783	138.3	34:02.971
11	Graham KING	GBR					22	Andrea BURATTI	ITA				
	WDP Racing	Porsche 718 Cayman GT4 RS CS						ENRICO FULGENZI RACING	Porsche 911 GT3 Cup				
1	2:45.569	39.515	1:10.787	55.267		2:45.569	1	2:45.569	39.515	1:10.787	55.267		2:45.569
2	3:23.608	1:09.193	1:19.303	55.112	112.2	6:09.177	2	3:23.608	1:09.193	1:19.303	55.112	112.2	6:09.177
3	3:21.009	1:13.195	1:13.834	53.980	120.8	9:30.186	3	3:21.009	1:13.195	1:13.834	53.980	120.8	9:30.186



SPRINT CHALLENGE SOUTHERN EUROPE



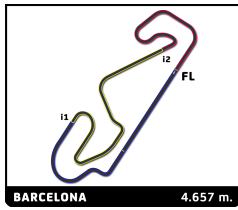
CLUB DIVISION PORSCHE SPRINT CHALLENGE SOUTHERN EUROPE Race 1

Sector Analysis

Main race results table showing lap times, sector times, and driver information for various drivers including Gianluca GIORGI, Merabi MEKVABISHVILI, and Antonius WOSSOS.



SPRINT CHALLENGE SOUTHERN EUROPE



CLUB DIVISION PORSCHE SPRINT CHALLENGE SOUTHERN EUROPE Race 1

Sector Analysis

— Invalidated Lap ■ Personal Best ■ Session Best B Crossing the pit lane

Lap	Time	Sector 1	Sector 2	Sector 3	T.Spd	Elapsed	Lap	Time	Sector 1	Sector 2	Sector 3	T.Spd	Elapsed	
112	Alfred LENFERINK NLD							4	2:31.487	49.646	59.619	42.222	139.2	12:04.310
	Hans Weijs Motorsport Porsche 911 GT3 Cup							5	1:51.190	33.231	44.935	33.024	255.2	13:55.500
1	2:54.591	43.931	1:17.586	53.074		2:54.591	6	1:49.223	31.907	44.697	32.619	258.9	15:44.723	
2	3:23.846	1:09.741	1:19.347	54.758	107.4	6:18.437	7	1:48.670	31.773	44.451	32.446	260.1	17:33.393	
3	3:21.717	1:14.967	1:14.308	52.442	113.8	9:40.154	8	1:48.463	31.516	44.231	32.716	259.5	19:21.856	
4	2:32.903	51.536	55.826	45.541	120.9	12:13.057	9	1:49.905	31.644	45.486	32.775	259.5	21:11.761	
5	1:55.807	34.234	47.036	34.537	252.8	14:08.864	10	1:48.818	31.644	44.441	32.733	258.2	23:00.579	
6	1:52.190	32.304	45.847	34.039	256.4	16:01.054	11	1:49.025	31.913	44.353	32.759	258.2	24:49.604	
7	1:50.959	32.088	45.030	33.841	256.4	17:52.013	12	1:48.973	31.890	44.365	32.718	258.9	26:38.577	
8	1:52.916	32.687	45.735	34.494	255.2	19:44.929	13	1:49.086	31.701	44.404	32.981	258.2	28:27.663	
9	1:54.884	32.645	47.441	34.798	254.0	21:39.813	14	2:48.848	40.166	1:30.723	37.959	257.6	31:16.511	
10	1:51.378	32.407	45.329	33.642	254.0	23:31.191	15	2:43.132	44.633	1:08.442	50.057	219.6	33:59.643	
11	1:50.320	31.885	44.827	33.608	255.2	25:21.511								
12	1:50.434	31.675	45.088	33.671	258.9	27:11.945								
13	2:17.397	32.242	45.248	59.907	255.2	29:29.342								
14	2:51.569	1:22.827	50.171	38.571	59.9	32:20.911								
15	2:11.480	38.906	51.585	40.989	197.0	34:32.391								
145	Marcelo TOMASONI BRA							372	Mark VAN ELDIK NLD					
	Proton Huber Competition Porsche 911 GT3 Cup								Hans Weijs Motorsport Porsche 911 GT3 Cup					
1	2:39.619	37.968	1:06.159	55.492		2:39.619	1	2:55.519	51.248	1:11.200	53.071		2:55.519	
2	3:21.731	1:09.422	1:17.790	54.519	170.1	6:01.350	2	3:23.601	1:09.596	1:19.568	54.437	114.7	6:19.120	
3	3:21.492	1:13.005	1:15.243	53.244	99.9	9:22.842	3	3:22.361	1:15.067	1:14.669	52.625	112.0	9:41.481	
4	2:36.891	50.352	1:00.997	45.542	138.0	11:59.733	4	2:32.305	51.174	56.136	44.995	117.7	12:13.786	
5	1:50.316	32.462	44.697	33.157	254.6	13:50.049	5	1:53.985	33.392	46.797	33.796	248.2	14:07.771	
6	1:48.073	31.752	43.664	32.657	258.9	15:38.122	6	1:49.232	31.824	44.135	33.273	252.8	15:57.003	
7	1:48.203	31.434	43.514	33.255	261.3	17:26.325	7	1:48.189	31.725	43.641	32.823	256.4	17:45.192	
8	1:47.803	31.389	43.807	32.607	260.7	19:14.128	8	1:47.788	31.679	43.281	32.828	255.2	19:32.980	
9	1:47.421	31.256	43.596	32.569	260.1	21:01.549	9	1:48.445	31.413	44.084	32.948	255.8	21:21.425	
10	1:47.829	31.422	43.781	32.626	261.3	22:49.378	10	1:48.669	31.310	44.267	33.092	256.4	23:10.094	
11	1:47.589	31.371	43.861	32.357	260.1	24:36.967	11	1:48.051	31.327	44.010	32.714	254.0	24:58.145	
12	1:47.620	31.403	43.458	32.759	260.7	26:24.587	12	1:47.488	31.419	43.395	32.674	255.8	26:45.633	
13	1:49.708	31.369	44.075	34.264	261.3	28:14.295	13	1:48.359	31.561	43.925	32.873	254.0	28:33.992	
14	2:51.268	31.850	1:30.124	49.294	260.7	31:05.563	14	3:00.401	51.074	1:27.252	42.075	256.4	31:34.393	
15	2:49.614	49.320	1:09.720	50.574	189.1	33:55.177	15	2:27.287	44.699	55.651	46.937	147.1	34:01.680	
191	Javier RIPOLL JR VEN													
	EST1 Racing Porsche 911 GT3 Cup													
1	2:38.906	37.584	1:05.703	55.619		2:38.906								
2	3:21.657	1:09.270	1:17.683	54.704	181.5	6:00.563								
3	3:21.244	1:12.777	1:15.631	52.836	99.9	9:21.807								
4	2:36.780	50.605	1:01.023	45.152	154.0	11:58.587								
5	1:50.653	32.778	44.879	32.996	253.4	13:49.240								
6	1:48.414	31.739	43.999	32.676	256.4	15:37.654								
7	1:48.139	31.497	43.679	32.963	258.9	17:25.793								
8	1:47.635	31.372	43.756	32.507	258.9	19:13.428								
9	1:47.725	31.448	43.540	32.737	257.6	21:01.153								
10	1:47.728	31.512	43.602	32.614	257.0	22:48.881								
11	1:47.733	31.517	43.538	32.678	258.2	24:36.614								
12	1:47.442	31.437	43.435	32.570	257.6	26:24.056								
222	Robert CRONIN IRE													
	Team Parker Racing Porsche 718 Cayman GT4 RS CS													
1	2:48.652	40.457	1:13.294	54.901		2:48.652								
2	3:23.046	1:08.556	1:19.201	55.289	119.2	6:11.698								
3	3:21.125	1:13.856	1:13.706	53.563	151.2	9:32.823								

