

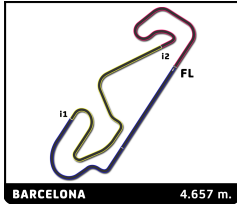
CLUB DIVISION PORSCHE SPRINT CHALLENGE SOUTHERN EUROPE Race 2

Sector Analysis

_ Invalidated Lap							■ Personal Best							■ Session Best							B Crossing the pit lane																																																																																																																
Lap	Time	Sector 1	Sector 2	Sector 3	T.Spd	Elapsed	Lap	Time	Sector 1	Sector 2	Sector 3	T.Spd	Elapsed	Lap	Time	Sector 1	Sector 2	Sector 3	T.Spd	Elapsed	Lap	Time	Sector 1	Sector 2	Sector 3	T.Spd	Elapsed																																																																																																										
2	Paulius ZADEIKA						LTU	13	1:47.352	31.319	43.670	32.363	258.2	41:33.636	14	1:46.987	31.173	43.481	32.333	259.5	43:20.623	15	1:46.804	31.110	43.361	32.333	259.5	45:07.427	16	1:47.040	31.189	43.385	32.466	259.5	46:54.467	17	1:47.369	31.383	43.359	32.627	259.5	48:41.836	18	1:48.041	31.395	43.821	32.825	260.7	50:29.877																																																																																				
Team GP Elite							Porsche 911 GT3 Cup																																																																																																																														
1	2:27.436	35.134	49.162	1:03.140		2:27.436	1	2:24.375	35.763	47.711	1:00.901		2:24.375	2	5:21.851 B	1:26.456	2:11.877	1:43.518	104.6	7:46.226	3	15:57.840	...	1:14.039	38.952	131.5	23:44.066	4	1:50.817	32.631	44.893	33.293	253.4	25:34.883	5	1:50.890	31.991	45.629	33.270	257.6	27:25.773	6	1:49.786	31.874	44.624	33.288	257.0	29:15.559	7	1:49.915	31.944	44.676	33.295	257.0	31:05.474	8	1:50.000	32.082	44.864	33.054	257.0	32:55.474	9	1:50.436	32.051	44.905	33.480	257.6	34:45.910	10	1:51.418	33.184	44.896	33.338	256.4	36:37.328	11	1:49.932	31.994	44.464	33.474	257.6	38:27.260																																																		
11	Graham KING						GBR	1	2:32.805	37.554	50.171	1:05.080		2:32.805	2	5:30.230 B	1:25.048	2:14.156	1:51.026	129.4	8:03.035	3	15:46.037	...	59.367	38.478	146.9	23:49.072	4	1:52.848	32.904	45.934	34.010	252.8	25:41.920	5	1:52.525	33.056	45.206	34.263	255.2	27:34.445	6	1:52.135	33.160	45.225	33.750	254.6	29:26.580	7	1:51.550	32.434	44.915	34.201	255.2	31:18.130	8	1:51.733	32.834	45.059	33.840	255.8	33:09.863	9	1:51.777	32.312	45.762	33.703	256.4	35:01.640	10	1:50.880	32.175	44.505	34.200	257.0	36:52.520	11	1:51.982	32.731	44.867	34.384	255.2	38:44.502	12	1:53.817	32.890	47.104	33.823	254.6	40:38.319	13	1:50.362	32.295	44.582	33.485	255.8	42:28.681	14	1:50.079	32.569	44.270	33.240	251.7	44:18.760	15	1:50.326	32.422	44.413	33.491	254.6	46:09.086	16	1:51.116	32.374	44.332	34.410	255.2	48:00.202	17	1:51.223	32.918	44.261	34.044	250.5	49:51.425	18	1:49.987	32.292	44.012	33.683	253.4	51:41.412
WDP Racing							Porsche 718 Cayman GT4 RS CS																																																																																																																														
14	Niels LOFTERØD						CHE	1	2:14.540	31.871	45.249	57.420		2:14.540	2	5:06.278 B	1:23.563	2:11.551	1:31.164	107.3	7:20.818	3	16:15.747	...	1:13.254	45.448	90.2	23:36.565	4	1:50.454	32.718	44.514	33.222	255.2	25:27.019	5	1:48.150	31.882	43.828	32.440	259.5	27:15.169	6	1:47.749	31.600	43.660	32.489	258.9	29:02.918	7	1:47.445	31.368	43.692	32.385	261.3	30:50.363	8	1:47.815	31.768	43.660	32.387	262.6	32:38.178	9	1:48.282	31.209	43.361	33.712	260.7	34:26.460	10	1:49.076	32.515	43.673	32.888	251.7	36:15.536	11	1:47.510	31.265	43.799	32.446	261.3	38:03.046	12	1:47.082	31.198	43.515	32.369	261.3	39:50.128	13	1:48.418	31.386	44.090	32.942	263.9	41:38.546	14	1:46.847	31.219	43.272	32.356	261.3	43:25.393	15	1:47.201	31.218	43.267	32.716	260.7	45:12.594	16	1:47.394	31.256	43.595	32.543	261.3	46:59.988	17	1:48.995	31.557	44.648	32.790	260.1	48:48.983	18	1:48.392	31.393	44.164	32.835	259.5	50:37.375
FACH AUTO TECH							Porsche 911 GT3 Cup																																																																																																																														
3	Thomas WINKLER						CHE	1	2:13.455	31.631	45.096	56.728		2:13.455	2	5:05.433 B	1:23.857	2:11.428	1:30.148	107.6	7:18.888	3	16:17.105	...	1:13.411	45.890	83.2	23:35.993	4	1:49.870	32.585	44.239	33.046	254.6	25:25.863	5	1:48.124	31.500	43.899	32.725	257.6	27:13.987	6	1:48.622	31.565	43.825	33.232	257.6	29:02.609	7	1:47.488	31.361	43.578	32.549	258.9	30:50.097	8	1:47.556	31.424	43.798	32.334	258.2	32:37.653	9	1:47.409	31.127	43.419	32.863	259.5	34:25.062	10	1:47.511	31.369	43.688	32.454	258.2	36:12.573	11	1:46.971	31.272	43.428	32.271	258.9	37:59.544	12	1:46.740	31.102	43.297	32.341	258.9	39:46.284																																										
FACH AUTO TECH							Porsche 911 GT3 Cup																																																																																																																														
5	Peter HEGGLIN						CHE	1	2:29.437	36.282	49.878	1:03.277		2:29.437	2	5:24.414 B	1:24.652	2:11.657	1:48.105	148.9	7:53.851	3	15:52.253	...	1:13.637	38.622	165.7	23:46.104	4	1:51.677	32.525	45.380	33.772	256.4	25:37.781	5	1:51.032	32.746	45.011	33.275	258.9	27:28.813	6	1:49.486	31.573	44.694	33.219	258.9	29:18.299	7	1:49.064	31.636	44.399	33.029	258.2	31:07.363	8	1:54.171	31.646	44.555	37.970	258.9	33:01.534	9	3:13.361 B	38.596	1:19.622	1:15.143	241.1	36:14.895																																																															
Team GP Elite							Porsche 718 Cayman GT4 RS CS																																																																																																																														
19	Dino VAN DER GEEST						NLD	1	2:22.293	34.293	47.019	1:00.981		2:22.293	2	2:22.293	34.293	47.019	1:00.981		2:22.293																																																																																																																
HENRICO FULGENZI RACING							Porsche 911 GT3 Cup																																																																																																																														
22	Andrea BURATTI						ITA																																																																																																																														



SPRINT CHALLENGE SOUTHERN EUROPE

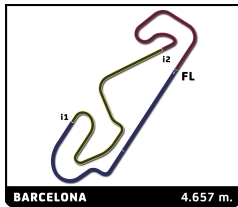


CLUB DIVISION PORSCHE SPRINT CHALLENGE SOUTHERN EUROPE Race 2

Sector Analysis

_ Invalidated Lap							■ Personal Best		■ Session Best		■ Crossing the pit lane				
Lap	Time	Sector 1	Sector 2	Sector 3	T.Sp	Elapsed	Lap	Time	Sector 1	Sector 2	Sector 3	T.Sp	Elapsed		
2	5:19.003	B	1:25.205	2:12.538	1:41.260	131.9	7:41.296								
3	16:00.681		...	1:14.705	38.918	163.7	23:41.977								
4	1:51.664		32.928	45.027	33.709	257.0	25:33.641								
5	1:51.030		32.655	45.148	33.227	259.5	27:24.671								
6	1:49.271		32.301	44.206	32.764	258.9	29:13.942								
7	1:48.782		31.639	44.106	33.037	259.5	31:02.724								
8	1:48.740		31.939	43.815	32.986	258.2	32:51.464								
9	1:49.669		31.828	44.168	33.673	258.9	34:41.133								
10	1:49.405		32.053	44.111	33.241	257.6	36:30.538								
11	1:49.385		31.969	44.246	33.170	258.9	38:19.923								
12	1:49.147		31.690	44.215	33.242	258.9	40:09.070								
13	1:48.802		31.826	43.863	33.113	258.2	41:57.872								
14	1:49.184		31.607	44.144	33.433	259.5	43:47.056								
15	1:49.718		32.069	44.615	33.034	257.0	45:36.774								
16	1:50.246		31.972	44.750	33.524	258.9	47:27.020								
17	1:51.625		32.277	44.958	34.390	257.6	49:18.645								
18	1:52.084		32.802	45.233	34.049	255.8	51:10.729								
24 Corrado COSTA ITA							42 Antonius WOSSOS GRC								
ENRICO FULGENZI RACING Porsche 911 GT3 Cup							ID Racing Porsche 911 GT3 Cup								
1	2:28.488		35.699	49.951	1:02.838		2:28.488	1	2:20.146		33.484	47.101	59.561	2:20.146	
2	5:23.391	B	1:24.867	2:11.668	1:46.856	133.6	7:51.879	2	5:16.636	B	1:25.218	2:12.316	1:39.102	108.9	7:36.782
3	15:53.689		...	1:13.699	38.829	168.0	23:45.568	3	16:03.903		...	1:14.844	40.121	135.6	23:40.685
4	1:51.729		32.757	45.384	33.588	256.4	25:37.297	4	1:51.465		32.846	44.988	33.631	259.5	25:32.150
5	1:50.835		32.322	45.146	33.367	258.9	27:28.132	5	1:49.424		32.176	44.243	33.005	265.2	27:21.574
6	1:50.993		31.926	44.830	34.237	257.6	29:19.125	6	1:49.007		31.723	44.012	33.272	267.1	29:10.581
7	1:50.049		32.035	44.891	33.123	258.2	31:09.174	7	1:48.587		31.655	43.973	32.959	265.2	30:59.168
8	1:50.255		31.752	44.422	34.081	257.0	32:59.429	8	1:48.376		31.384	43.932	33.060	267.8	32:47.544
9	1:49.683		32.052	44.539	33.092	255.8	34:49.112	9	1:48.637		31.820	44.128	32.689	262.0	34:36.181
10	1:49.446		31.961	44.339	33.146	258.9	36:38.558	10	1:47.741		31.525	43.685	32.531	266.5	36:23.922
11	2:15.321		31.881	44.534	58.906	259.5	38:53.879	11	1:47.597		31.565	43.432	32.600	265.2	38:11.519
12	1:53.542		33.465	46.479	33.598	251.1	40:47.421	12	1:47.168		31.257	43.498	32.413	264.5	39:58.687
13	1:50.205		32.098	44.984	33.123	254.6	42:37.626	13	1:48.273		31.703	43.952	32.618	266.5	41:46.960
14	1:49.611		32.080	44.199	33.332	257.0	44:27.237	14	1:49.042		31.326	44.629	33.087	267.8	43:36.002
15	1:52.182		33.492	45.294	33.396	256.4	46:19.419	15	1:49.184		31.830	44.143	33.211	262.6	45:25.186
16	1:50.386		32.097	44.477	33.812	256.4	48:09.805	16	1:47.220		31.429	43.462	32.329	259.5	47:12.406
17	1:54.571		32.136	46.260	36.175	255.2	50:04.376	17	1:48.348		31.325	44.022	33.001	255.2	49:00.754
18	2:01.795		35.153	50.738	35.904	235.3	52:06.171	18	1:48.187		31.417	43.665	33.105	252.8	50:48.941
33 Oleksandr DOBIK UKR							50 Philippe WILS BEL								
HADECA RACING Porsche 911 GT3 Cup							Speedlover Porsche 911 GT3 Cup								
1	2:23.303		35.080	46.897	1:01.326		2:23.303	1	2:18.197		33.019	45.403	59.775	2:18.197	
2	5:20.734	B	1:25.959	2:12.218	1:42.557	129.0	7:44.037	2	5:11.079	B	1:23.730	2:12.408	1:34.941	107.3	7:29.276
3	15:58.487		...	1:14.001	38.376	107.8	23:42.524	3	16:08.788		...	1:14.268	41.603	107.9	23:38.064
4	1:51.269		32.533	45.372	33.364	257.0	25:33.793	4	1:50.678		32.205	44.949	33.524	257.6	25:28.742
5	1:49.788		32.597	44.346	32.845	258.9	27:23.581	5	1:48.066		31.771	43.954	32.341	258.2	27:16.808
6	1:48.084		31.574	44.018	32.492	258.2	29:11.665	6	1:48.117		31.678	43.873	32.566	258.9	29:04.925
7	1:48.876		31.608	44.299	32.969	260.1	31:00.541	7	1:47.534		31.452	43.668	32.414	257.6	30:52.459
8	1:48.259		31.481	44.073	32.705	259.5	32:48.800	8	1:47.413		31.322	43.810	32.281	260.1	32:39.872
9	1:48.223		31.372	44.153	32.698	259.5	34:37.023	9	1:47.077		31.326	43.308	32.443	260.1	34:26.949
10	1:48.387		31.471	44.095	32.821	258.9	36:25.410	10	1:48.063		31.808	43.651	32.604	260.1	36:15.012
11	1:48.660		31.530	44.210	32.920	258.2	38:14.070	11	1:47.619		31.367	43.725	32.527	260.1	38:02.631
12	1:48.466		31.317	44.168	32.981	257.6	40:02.536	12	1:47.249		31.064	43.686	32.499	260.1	39:49.880
13	1:47.584		31.551	43.391	32.642	257.6	41:50.120	13	1:47.481		31.261	43.760	32.460	260.1	41:37.361
14	1:47.345		31.236	43.694	32.415	259.5	43:37.465	14	1:47.207		31.185	43.689	32.333	259.5	43:24.568
15	1:48.352		31.303	43.762	33.287	260.7	45:25.817	15	1:47.183		31.138	43.529	32.516	260.7	45:11.751
16	1:49.082		31.533	44.340	33.209	260.7	47:14.899	16	1:47.233		31.134	43.578	32.521	261.3	46:58.984
63 Robert SULMA CZE							63 Robert SULMA CZE								
Proton Huber Competition Porsche 911 GT3 Cup							Proton Huber Competition Porsche 911 GT3 Cup								
1	2:12.096		30.726	44.075		57.295	2:12.096	1	2:12.096		30.726	44.075	57.295	2:12.096	
2	5:02.295	B	1:22.986	2:11.717	1:27.592	101.2	7:14.391	2	5:02.295	B	1:22.986	2:11.717	1:27.592	101.2	7:14.391
3	16:20.303		...	1:13.580	45.946	74.1	23:34.694	3	16:20.303		...	1:13.580	45.946	74.1	23:34.694
4	1:49.402		32.032	44.305	33.065	256.4	25:24.096	4	1:49.402		32.032	44.305	33.065	256.4	25:24.096
5	1:48.474		31.660	44.009	32.805	258.9	27:12.570	5	1:48.474		31.660	44.009	32.805	258.9	27:12.570
6	1:47.927		31.689	43.693	32.545	257.0	29:00.497	6	1:47.927		31.689	43.693	32.545	257.0	29:00.497
7	1:47.502		31.392	43.470	32.640	257.0	30:47.999	7	1:47.502		31.392	43.470	32.640	257.0	30:47.999
8	1:47.531		31.470	43.612	32.449	257.6	32:35.530	8	1:47.531		31.470	43.612	32.449	257.6	32:35.530
9	1:48.379		31.314	43.592	33.473	259.5	34:23.909	9	1:48.379		31.314	43.592	33.473	259.5	34:23.909
10	1:46.976		31.259	43.372	32.345	257.6	36:10.885	10	1:46.976		31.259	43.372	32.345	257.6	36:10.885





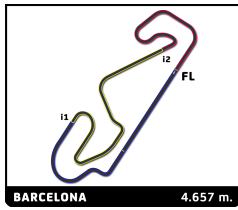
CLUB DIVISION PORSCHE SPRINT CHALLENGE SOUTHERN EUROPE Race 2

Sector Analysis

_ Invalidated Lap							■ Personal Best		■ Session Best		■ Crossing the pit lane		
Lap	Time	Sector 1	Sector 2	Sector 3	T.Spd	Elapsed	Lap	Time	Sector 1	Sector 2	Sector 3	T.Spd	Elapsed
69 Lorenzo VON MATTERHORN DEU Laptime-Performance Porsche 911 GT3 Cup													
1	2:15.709	32.145	45.171	58.393		2:15.709							
2	5:07.457 B	1:23.559	2:12.052	1:31.846	100.3	7:23.166							
3	16:13.575	...	1:13.748	43.667	96.7	23:36.741							
4	1:50.683	32.734	45.007	32.942	255.2	25:27.424							
5	1:48.984	31.803	44.512	32.669	260.7	27:16.408							
6	1:48.014	31.713	43.666	32.635	261.3	29:04.422							
7	1:47.536	31.648	43.519	32.369	259.5	30:51.958							
8	1:47.249	31.354	43.579	32.316	263.2	32:39.207							
9	1:47.349	31.284	43.482	32.583	264.5	34:26.556							
10	1:47.920	31.811	43.345	32.764	262.0	36:14.476							
11	1:46.835	31.131	43.338	32.366	263.9	38:01.311							
12	1:47.949	31.107	44.335	32.507	262.6	39:49.260							
13	1:47.141	31.300	43.435	32.406	263.2	41:36.401							
14	1:47.345	31.285	43.703	32.357	263.2	43:23.746							
15	1:47.140	31.289	43.533	32.318	262.6	45:10.886							
16	1:46.897	31.111	43.420	32.366	264.5	46:57.783							
17	1:47.875	31.576	43.779	32.520	265.8	48:45.658							
18	1:47.597	31.313	43.811	32.473	263.2	50:33.255							
98 Michael COOL BEL Belgium Racing Porsche 911 GT3 Cup													
1	2:11.283	30.134	44.071	57.078		2:11.283							
2	4:59.947 B	1:22.598	2:11.613	1:25.736	128.1	7:11.230							
3	16:23.010	...	1:12.767	47.037	71.1	23:34.240							
4	1:49.485	32.115	44.440	32.930	251.7	25:23.725							
5	1:47.622	31.488	43.641	32.493	254.0	27:11.347							
6	1:47.608	31.363	43.643	32.602	254.0	28:58.955							
7	1:46.953	31.296	43.276	32.381	254.6	30:45.908							
8	1:46.463	31.169	43.067	32.227	255.2	32:32.371							
9	1:46.866	31.079	43.570	32.217	256.4	34:19.237							
10	1:47.253	31.164	43.313	32.776	255.8	36:06.490							
11	1:46.968	31.215	43.434	32.319	254.6	37:53.458							
12	1:46.560	31.076	43.295	32.189	255.8	39:40.018							
13	1:46.283	31.053	43.124	32.106	255.8	41:26.301							
14	1:47.204	31.189	43.495	32.520	256.4	43:13.505							
15	1:46.104	31.019	43.002	32.083	256.4	44:59.609							
16	1:47.919	31.261	43.902	32.756	257.0	46:47.528							
17	1:47.280	31.049	43.631	32.600	255.8	48:34.808							
18	1:48.419	31.441	43.872	33.106	255.2	50:23.227							
112 Alfred LENFERINK NLD Hans Weijs Motorsport Porsche 911 GT3 Cup													
1	2:30.950	36.817	50.234	1:03.899		2:30.950							
2	5:29.877 B	1:25.375	2:11.119	1:53.383	135.4	8:00.827							
3	15:47.219	...	1:11.904	38.793	156.0	23:48.046							
4	1:53.334	32.997	46.363	33.974	253.4	25:41.380							
5	1:52.565	32.316	45.978	34.271	255.8	27:33.945							
6	1:52.115	32.489	45.558	34.068	254.0	29:26.060							
7	1:51.490	32.186	45.115	34.189	255.8	31:17.550							
8	1:51.653	32.253	45.345	34.055	255.8	33:09.203							
9	1:51.186	32.386	45.128	33.672	255.8	35:00.389							
10	1:51.469	32.245	45.255	33.969	255.2	36:51.858							
11	1:52.448	32.468	45.079	34.901	254.6	38:44.306							
12	1:53.719	32.581	47.210	33.928	253.4	40:38.025							
13	1:51.537	32.247	45.717	33.573	253.4	42:29.562							
14	1:50.779	32.307	44.681	33.791	258.9	44:20.341							
15	1:50.903	32.092	44.923	33.888	255.8	46:11.244							
16	1:50.793	32.236	44.760	33.797	255.2	48:02.037							
17	1:50.406	32.180	44.532	33.694	255.8	49:52.443							
18	1:49.499	31.851	44.449	33.199	256.4	51:41.942							
80 Angelo FONTANA ITA EST1 Racing Porsche 911 GT3 Cup													
1	2:16.639	32.505	45.190	58.944		2:16.639							
2	5:08.340 B	1:23.444	2:12.130	1:32.766	99.3	7:24.979							
3	16:12.097	...	1:13.929	42.887	91.9	23:37.076							
4	1:49.653	32.667	44.133	32.853	257.0	25:26.729							



SPRINT CHALLENGE SOUTHERN EUROPE



CLUB DIVISION PORSCHE SPRINT CHALLENGE SOUTHERN EUROPE Race 2

Sector Analysis

_ Invalidated Lap							■ Personal Best		■ Session Best		■ Crossing the pit lane		
Lap	Time	Sector 1	Sector 2	Sector 3	T.Spd	Elapsed	Lap	Time	Sector 1	Sector 2	Sector 3	T.Spd	Elapsed
145	Marcelo TOMASONI Proton Huber Competition						BRA Porsche 911 GT3 Cup						
1	2:12.898	31.622	44.471	56.805		2:12.898	13	1:48.227	31.550	44.125	32.552	259.5	41:51.354
2	5:03.887 B	1:23.168	2:11.894	1:28.825	99.4	7:16.785	14	1:48.529	31.578	44.182	32.769	260.1	43:39.883
3	16:19.126	...	1:13.653	46.293	80.9	23:35.911	15	1:49.259	31.701	44.368	33.190	260.1	45:29.142
4	1:50.619	33.032	44.464	33.123	251.1	25:26.530	16	1:49.070	31.706	44.447	32.917	259.5	47:18.212
5	1:49.654	31.920	44.958	32.776	257.6	27:16.184	17	1:49.385	31.762	44.827	32.796	259.5	49:07.597
6	1:48.044	31.701	43.645	32.698	258.2	29:04.228	18	1:49.707	31.813	44.692	33.202	258.9	50:57.304
7	1:47.342	31.575	43.355	32.412	257.6	30:51.570							
8	1:47.144	31.470	43.382	32.292	258.9	32:38.714							
9	1:47.642	31.499	43.390	32.753	261.3	34:26.356							
10	1:47.596	31.768	43.347	32.481	254.0	36:13.952							
11	1:46.750	31.162	43.326	32.262	259.5	38:00.702							
12	1:48.111	30.980	44.531	32.600	260.1	39:48.813							
13	1:47.257	31.306	43.369	32.582	259.5	41:36.070							
14	1:47.376	31.408	43.506	32.462	259.5	43:23.446							
15	1:46.854	31.336	43.254	32.264	259.5	45:10.300							
16	1:47.134	31.054	43.513	32.567	260.1	46:57.434							
17	1:47.802	31.693	43.590	32.519	258.9	48:45.236							
18	1:47.861	31.402	43.709	32.750	258.9	50:33.097							
372	Mark VAN ELDIK Hans Weijts Motorsport						NLD Porsche 911 GT3 Cup						
1	2:18.770	33.703	46.529	58.538		2:18.770	13	1:48.227	31.550	44.125	32.552	259.5	41:51.354
2	5:13.809 B	1:24.481	2:12.159	1:37.169	97.7	7:32.579	14	1:48.529	31.578	44.182	32.769	260.1	43:39.883
3	16:06.790	...	1:14.969	40.473	98.6	23:39.369	15	1:49.259	31.701	44.368	33.190	260.1	45:29.142
4	1:50.552	32.235	44.842	33.475	251.7	25:29.921	16	1:49.070	31.706	44.447	32.917	259.5	47:18.212
5	1:48.995	31.822	43.927	33.246	254.0	27:18.916	17	1:49.385	31.762	44.827	32.796	259.5	49:07.597
6	1:48.453	31.568	43.891	32.994	254.0	29:07.369	18	1:49.707	31.813	44.692	33.202	258.9	50:57.304
7	1:47.728	31.628	43.605	32.495	254.0	30:55.097							
8	1:47.745	31.337	43.512	32.896	256.4	32:42.842							
9	1:47.478	31.315	43.373	32.790	256.4	34:30.320							
10	1:47.623	31.403	43.531	32.689	255.8	36:17.943							
11	1:47.362	31.287	43.401	32.674	255.2	38:05.305							
12	1:47.601	31.350	43.621	32.630	255.2	39:52.906							
13	1:48.304	31.597	43.747	32.960	253.4	41:41.210							
14	1:48.058	31.412	44.029	32.617	255.8	43:29.268							
15	1:48.076	32.005	43.454	32.617	255.8	45:17.344							
16	1:48.099	31.607	43.671	32.821	254.0	47:05.443							
17	1:50.550	32.303	44.963	33.284	252.8	48:55.993							
18	1:48.729	31.764	43.735	33.230	252.3	50:44.722							
191	Javier RIPOLL JR EST1 Racing						VEN Porsche 911 GT3 Cup						
1	2:17.639	32.838	45.318	59.483		2:17.639							
2	5:09.964 B	1:23.393	2:12.150	1:34.421	106.1	7:27.603							
3	16:10.097	...	1:14.367	41.916	104.4	23:37.700							
4	1:50.676	32.383	44.888	33.405	258.2	25:28.376							
5	1:49.925	31.869	44.780	33.276	257.6	27:18.301							
6	1:48.109	31.516	43.972	32.621	257.0	29:06.410							
7	1:48.029	31.324	44.011	32.694	259.5	30:54.439							
8	1:47.891	31.353	43.812	32.726	259.5	32:42.330							
9	1:49.263	31.412	44.611	33.240	258.9	34:31.593							
10	1:49.227	32.018	44.022	33.187	260.1	36:20.820							
11	1:48.736	31.480	44.344	32.912	258.2	38:09.556							
12	1:48.719	31.683	44.056	32.980	257.6	39:58.275							
13	1:48.316	31.867	43.822	32.627	256.4	41:46.591							
14	1:49.020	31.532	44.463	33.025	259.5	43:35.611							
15	1:49.344	31.889	44.433	33.022	258.9	45:24.955							
16	1:49.410	32.179	44.199	33.032	259.5	47:14.365							
17	1:48.683	31.466	44.180	33.037	258.2	49:03.048							
18	1:49.558	31.686	44.430	33.442	258.9	50:52.606							
222	Robert CRONIN Team Parker Racing						IRE Porsche 718 Cayman GT4 RS CS						
1	2:21.722	34.285	46.815	1:00.622		2:21.722							
2	5:17.082 B	1:24.845	2:12.415	1:39.822	130.0	7:38.804							
3	16:02.173	...	1:14.673	38.791	148.1	23:40.977							
4	1:51.399	32.865	45.281	33.253	257.6	25:32.376							
5	1:49.453	32.331	44.630	32.492	259.5	27:21.829							
6	1:49.065	31.921	44.243	32.901	260.1	29:10.894							
7	1:48.784	31.835	44.293	32.656	260.1	30:59.678							
8	1:49.494	31.718	44.515	33.261	260.1	32:49.172							
9	1:48.480	31.637	44.263	32.580	260.7	34:37.652							
10	1:48.781	31.619	44.501	32.661	260.1	36:26.433							
11	1:48.145	31.437	44.093	32.615	260.1	38:14.578							
12	1:48.549	31.556	44.192	32.801	260.7	40:03.127							

