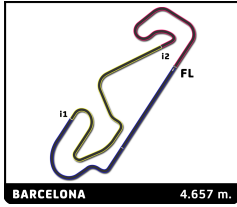


## SPRINT CHALLENGE SOUTHERN EUROPE



### PRIVATE TESTING THURSDAY PORSCHE SPRINT CHALLENGE SOUTHERN EUROPE

Private Testing 1

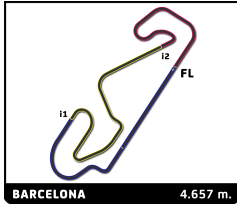
#### Sector Analysis

— Invalidated Lap    ■ Personal Best    ■ Session Best    ■ Crossing the pit lane

Lap	Time	Sector 1	Sector 2	Sector 3	T.Sp	Elapsed	Lap	Time	Sector 1	Sector 2	Sector 3	T.Sp	Elapsed					
<b>2</b> Paulius ZADEIKA <span style="float: right;">LTU</span>							2 2:10.130 38.377 53.020 38.733 230.8 10:01.381											
Team GP Elite <span style="float: right;">Porsche 911 GT3 Cup</span>							3 2:01.534 35.122 49.654 36.758 247.7 12:02.915											
1	3:26.666	1:42.864	1:01.088	42.714	87.4	3:26.666	4 1:57.061	33.953	47.739	35.369	256.4	13:59.976						
2	2:09.335	39.706	52.062	37.567	197.0	5:36.001	5 1:55.082	33.436	46.593	35.053	257.6	15:55.058						
3	1:58.990	34.417	48.478	36.095	242.1	7:34.991	6 1:59.477	33.668	50.042	35.767	257.0	17:54.535						
4	1:56.944	33.499	47.335	36.110	257.0	9:31.935	7 1:57.629	35.038	47.667	34.924	229.4	19:52.164						
5	1:54.887	32.858	46.853	35.176	256.4	11:26.822	8 1:54.027	33.150	46.298	34.579	257.6	21:46.191						
6	1:55.346	33.297	46.703	35.346	256.4	13:22.168	9 1:53.592	32.648	46.428	34.516	258.2	23:39.783						
7	1:56.225	33.762	46.894	35.569	255.2	15:18.393	10 1:52.252	32.449	45.821	33.982	257.0	25:32.035						
8	1:54.171	32.874	46.385	34.912	257.0	17:12.564	11 2:16.377 <b>B</b>	35.301	52.310	48.766	257.6	27:48.412						
9	1:53.654	32.507	45.632	35.515	257.6	19:06.218	12 4:51.723	3:29.591	47.463	34.669	124.8	32:40.135						
10	1:52.672	32.315	45.695	34.662	258.2	20:58.890	13 1:54.263	32.651	46.535	35.077	255.8	34:34.398						
11	1:52.405	32.334	45.589	34.482	258.9	22:51.295	14 1:52.860	32.464	46.178	34.218	255.8	36:27.258						
12	2:09.297 <b>B</b>	32.641	48.252	48.404	258.9	25:00.592	15 1:51.622	32.183	45.584	33.855	257.0	38:18.880						
13	24:51.736	...	50.497	35.828	154.9	49:52.328	16 1:51.134	32.108	44.799	34.227	257.0	40:10.014						
14	1:58.702	35.593	47.575	35.534	254.0	51:51.030	17 1:52.123	32.362	45.874	33.887	257.6	42:02.137						
15	2:04.055 <b>B</b>	32.731	47.220	44.104	256.4	53:55.085	18 1:50.620	31.863	44.979	33.778	258.2	43:52.757						
16	7:07.583	5:43.415	48.515	35.653	162.5	1:01:02.668	19 1:50.513	32.079	44.784	33.650	257.6	45:43.270						
17	1:55.353	32.853	46.998	35.502	255.8	1:02:58.021	20 1:50.431	31.858	44.459	34.114	258.2	47:33.701						
18	1:53.919	32.621	46.162	35.136	256.4	1:04:51.940	21 2:13.852 <b>B</b>	32.430	53.368	48.054	257.6	49:47.553						
19	1:56.550	32.367	49.041	35.142	258.2	1:06:48.490	22 57:18.025	...	49.939	35.713	116.3	1:47:05.578						
20	1:55.716	32.863	46.397	36.456	259.5	1:08:44.206	23 1:54.940	33.383	46.529	35.028	255.8	1:49:00.518						
21	1:51.688	32.028	45.461	34.199	257.6	1:10:35.894	24 1:51.842	32.313	45.703	33.826	255.2	1:50:52.360						
22	1:50.669	32.222	44.650	33.797	259.5	1:12:26.563	25 1:50.809	31.905	45.053	33.851	258.9	1:52:43.169						
23	1:54.878	32.069	48.207	34.602	259.5	1:14:21.441	26 1:50.106	32.130	44.731	33.245	257.0	1:54:33.275						
24	1:52.911	33.096	45.295	34.520	238.4	1:16:14.352	27 1:50.691	32.291	45.260	33.140	259.5	1:56:23.966						
25	1:50.121	31.927	44.576	33.618	260.1	1:18:04.473	28 1:49.476	31.620	44.566	33.290	259.5	1:58:13.442						
26	1:49.294	31.736	44.290	<b>33.268</b>	260.7	1:19:53.767	29 2:34.114 <b>B</b>	44.663	57.625	51.826	138.7	2:00:47.556						
27	1:59.193 <b>B</b>	31.677	44.563	42.953	260.7	1:21:52.960	30 9:43.818	8:23.653	46.543	33.622	118.6	2:10:31.374						
28	30:50.084	...	56.123	38.253	73.7	1:52:43.044	31 1:50.787	32.931	44.786	33.070	255.8	2:12:22.161						
29	2:03.782	35.317	50.536	37.929	217.9	1:54:46.826	32 1:49.266	31.747	44.401	33.118	260.7	2:14:11.427						
30	1:57.236	33.182	47.602	36.452	259.5	1:56:44.062	33 1:50.142	31.816	44.756	33.570	260.7	2:16:01.569						
31	2:10.346 <b>B</b>	32.715	47.919	49.712	254.0	1:58:54.408	34 1:50.635	31.698	45.653	33.284	259.5	2:17:52.204						
32	12:00.502	...	49.587	35.601	127.3	2:10:54.910	35 1:49.844	31.847	44.975	<b>33.022</b>	260.1	2:19:42.048						
33	1:55.305	32.861	46.693	35.751	256.4	2:12:50.215	36 <b>1:49.210</b>	<b>31.546</b>	<b>44.299</b>	33.365	261.3	2:21:31.258						
34	1:56.840	34.159	46.409	36.272	257.6	2:14:47.055	37 2:03.878 <b>B</b>	31.660	45.533	46.685	260.7	2:23:35.136						
35	1:52.604	32.901	44.733	34.970	241.1	2:16:39.659	<b>4</b> Jurriaan DE BACK <span style="float: right;">NLD</span>											
36	1:52.831	31.795	45.324	35.712	260.7	2:18:32.490	Hans Weijs Motorsport <span style="float: right;">Porsche 911 GT3 Cup</span>											
37	1:51.928	32.049	44.533	35.346	258.9	2:20:24.418	1 :43:55.219	...	50.614	35.140	96.3	1:43:55.219						
38	2:01.167	32.750	52.922	35.495	262.0	2:22:25.585	2 1:54.729	33.167	46.086	35.476	246.0	1:45:49.948						
39	1:52.087	32.042	45.928	34.117	259.5	2:24:17.672	3 1:52.212	32.944	45.644	33.624	257.6	1:47:42.160						
40	1:49.896	31.549	44.730	33.617	260.1	2:26:07.568	4 1:49.644	32.147	44.378	33.119	254.0	1:49:31.804						
41	1:50.556	31.604	44.473	34.479	260.1	2:27:58.124	5 1:48.747	31.696	44.381	32.670	260.7	1:51:20.551						
42	1:49.407	31.825	44.192	33.390	260.1	2:29:47.531	6 1:53.894 <b>B</b>	31.382	43.709	38.803	259.5	1:53:14.445						
43	<b>1:48.816</b>	<b>31.546</b>	<b>43.988</b>	33.282	260.7	2:31:36.347	7 4:36.324	3:17.714	44.694	33.916	183.6	1:57:50.769						
44	1:50.728	31.589	44.693	34.446	262.6	2:33:27.075	8 2:02.201 <b>B</b>	33.431	47.009	41.761	257.6	1:59:52.970						
45	2:05.006 <b>B</b>	31.647	45.678	47.681	262.0	2:35:32.081	9 12:54.841	...	45.364	33.542	105.7	2:12:47.811						
46	13:12.754	...	53.840	39.244	101.8	2:48:44.835	10 1:49.336	31.981	44.328	33.027	260.1	2:14:37.147						
47	2:00.995	36.706	47.862	36.427	177.9	2:50:45.830	11 1:48.832	31.347	43.795	33.690	259.5	2:16:25.979						
48	1:54.208	32.832	46.301	35.075	254.0	2:52:40.038	12 1:48.499	31.760	43.987	32.752	260.7	2:18:14.478						
49	1:53.185	32.257	46.478	34.450	256.4	2:54:33.223	13 1:57.059 <b>B</b>	31.134	45.379	40.546	261.3	2:20:11.537						
50	2:32.004 <b>B</b>	35.252	1:01.716	55.036	257.6	2:57:05.227	14 19:28.899	...	55.441	35.752	85.9	2:39:40.436						
<b>3</b> Thomas WINKLER <span style="float: right;">CHE</span>							15 1:51.356							33.387	44.896	33.073	227.0	2:41:31.792
FACH AUTO TECH <span style="float: right;">Porsche 911 GT3 Cup</span>							16 1:48.516							31.704	44.389	32.423	260.7	2:43:20.308
1	7:51.251	6:07.708	1:00.634	42.909	99.0	7:51.251	17 1:46.895	31.141	43.472	32.282	260.7	2:45:07.203						
							18 1:46.577							31.201	43.240	32.136	260.7	2:46:53.780
							19 1:47.922							<b>31.051</b>	43.953	32.918	261.3	2:48:41.702



## SPRINT CHALLENGE SOUTHERN EUROPE

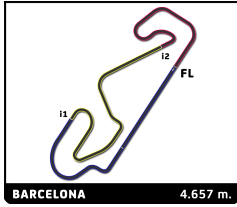


### PRIVATE TESTING THURSDAY PORSCHE SPRINT CHALLENGE SOUTHERN EUROPE Private Testing 1

#### Sector Analysis

_ Invalidated Lap							■ Personal Best	■ Session Best	B Crossing the pit lane					
Lap	Time	Sector 1	Sector 2	Sector 3	T.Sp	Elapsed	Lap	Time	Sector 1	Sector 2	Sector 3	T.Sp	Elapsed	
20	<b>1:46.346</b>	31.066	<b>43.229</b>	<b>32.051</b>	260.7	2:50:28.048	15	9:19.857	7:52.270	50.026	37.561	117.5	42:34.826	
21	1:49.180	31.408	45.357	32.415	260.7	2:52:17.228	16	1:54.473	32.596	46.159	35.718	253.4	44:29.299	
22	1:53.732B	31.412	43.583	38.737	258.9	2:54:10.960	17	1:53.599	32.842	46.114	34.643	259.5	46:22.898	
<b>5</b> Peter HEGGLIN CHE														
FACH AUTO TECH Porsche 911 GT3 Cup														
1	39:19.866	...	55.639	41.468	127.2	39:19.866	21	1:53.380	32.534	46.519	34.327	260.7	54:02.794	
2	2:05.433	37.070	50.105	38.258	197.7	41:25.299	22	1:52.548	33.199	45.295	34.054	224.2	55:55.342	
3	2:00.003	35.437	48.874	35.692	229.4	43:25.302	23	1:52.021	32.455	45.807	33.759	259.5	57:47.363	
4	1:55.588	33.689	47.020	34.879	254.6	45:20.890	24	1:52.556	32.170	45.824	34.562	260.1	59:39.919	
5	1:54.786	33.346	46.837	34.603	255.8	47:15.676	25	1:52.466	33.412	45.130	33.924	256.4	1:01:32.385	
6	1:55.254	33.974	46.225	35.055	256.4	49:10.930	26	1:50.893	32.113	45.012	33.768	262.0	1:03:23.278	
7	1:52.652	32.669	45.798	34.185	256.4	51:03.582	27	1:51.154	32.533	45.046	33.575	260.7	1:05:14.432	
8	1:51.634	32.119	45.323	34.192	257.0	52:55.216	28	1:53.325	32.315	46.732	34.278	261.3	1:07:07.757	
9	1:54.352	33.201	46.837	34.314	232.3	54:49.568	29	1:50.548	32.044	44.799	33.705	258.9	1:08:58.305	
10	1:54.179	32.851	46.687	34.641	244.9	56:43.747	30	1:51.334	31.816	46.207	33.311	260.7	1:10:49.639	
11	1:51.851	32.364	45.609	33.878	256.4	58:35.598	31	1:49.369	31.844	44.135	33.390	261.3	1:12:39.008	
12	1:50.397	31.959	44.920	33.518	256.4	1:00:25.995	32	1:50.156	31.896	44.684	33.576	260.1	1:14:29.164	
13	1:50.674	31.845	45.064	33.765	258.2	1:02:16.669	33	1:50.061	31.768	44.616	33.677	260.7	1:16:19.225	
14	1:49.402	31.847	44.496	33.059	257.6	1:04:06.071	34	1:49.683	31.832	44.356	33.495	261.3	1:18:08.908	
15	3:32.742B	31.562	2:09.026	52.154	258.9	1:07:38.813	35	2:05.756B	34.885	47.603	43.268	193.1	1:20:14.664	
16	41:28.150	...	49.285	34.583	122.7	1:49:06.963	36	59:19.005	...	56.591	37.774	106.8	2:19:33.669	
17	1:52.833	32.425	46.426	33.982	257.6	1:50:59.796	37	2:03.324	37.077	51.135	35.112	209.9	2:21:36.993	
18	1:51.189	32.302	45.253	33.634	256.4	1:52:50.985	38	1:54.731	33.395	46.747	34.589	240.5	2:23:31.724	
19	1:49.623	31.967	44.662	32.994	258.2	1:54:40.608	39	1:52.127	32.989	45.342	33.796	258.2	2:25:23.851	
20	1:49.422	31.736	44.401	33.285	259.5	1:56:30.030	40	2:15.004	32.036	44.684	58.284	260.1	2:27:38.855	
21	2:03.914B	31.859	45.682	46.373	258.9	1:58:33.944	41	1:50.622	32.372	44.449	33.801	257.6	2:29:29.477	
22	13:18.204	...	45.530	33.417	173.1	2:11:52.148	42	1:50.476	32.500	44.644	33.332	250.5	2:31:19.953	
23	1:51.960	33.030	45.415	33.515	242.7	2:13:44.108	43	1:50.240	31.824	44.588	33.828	262.6	2:33:10.193	
24	1:50.081	31.810	45.063	33.208	258.2	2:15:34.189	44	1:50.664	33.123	44.167	33.374	260.7	2:35:00.857	
25	1:49.489	31.647	44.619	33.223	259.5	2:17:23.678	45	2:25.803	1:07.223	45.033	33.547	259.5	2:37:26.660	
26	1:53.150	32.358	47.087	33.705	260.7	2:19:16.828	46	1:48.689	31.741	43.968	32.980	260.7	2:39:15.349	
27	1:50.532	31.909	45.118	33.505	258.9	2:21:07.360	47	1:49.661	31.904	44.409	33.348	260.9	2:41:05.010	
28	1:49.516	31.726	44.703	33.087	258.9	2:22:56.876	48	1:49.396	31.874	44.520	33.002	262.0	2:42:54.406	
29	1:49.179	31.608	44.490	33.081	259.5	2:24:46.055	49	1:50.456	32.643	44.521	33.292	262.0	2:44:44.862	
30	<b>1:48.489</b>	31.544	<b>44.193</b>	<b>32.752</b>	259.5	2:26:34.544	50	2:05.725B	31.988	45.045	48.692	261.3	2:46:50.587	
31	1:48.712	<b>31.323</b>	44.472	32.917	259.5	2:28:23.256	51	4:45.379	3:16.306	54.525	34.548	180.0	2:51:35.966	
32	1:49.918	31.382	45.306	33.230	260.1	2:30:13.174	52	1:52.678	32.559	45.194	34.925	259.5	2:53:28.644	
33	1:49.920	31.537	44.927	33.456	260.7	2:32:03.094	<b>9</b> Oliver GRAY GBR							
34	2:05.304B	32.949	48.136	44.219	260.7	2:34:08.398	Ombra srl Porsche 911 GT3 Cup							
<b>8</b> Cengiz OGUZHAN TUR														
Team GP Elite Porsche 911 GT3 Cup														
1	3:45.575	2:20.206	50.797	34.572	130.2	3:45.575	1	28:39.256B	...	1:00.385	48.742	95.0	1:28:39.256	
2	1:50.518	33.005	44.662	32.851	248.2	5:36.093	2	12:39.393	...	48.834	33.792	159.4	1:41:18.649	
3	1:45.906	31.212	42.965	31.729	258.9	7:21.999	3	1:51.679	32.489	45.717	33.473	260.7	1:43:10.328	
4	1:45.044	30.867	42.604	31.573	261.3	9:07.043	4	1:48.600	31.838	44.053	32.709	262.0	1:44:58.928	
5	1:52.666B	31.105	43.533	38.028	262.0	10:59.709	5	1:46.690	31.195	43.359	32.136	265.8	1:46:45.618	
6	5:28.163	4:03.395	50.343	34.425	105.9	16:27.872	6	1:47.591	30.858	44.403	32.330	264.5	1:48:33.209	
7	1:49.174	32.108	44.367	32.699	251.1	18:17.046	7	1:46.156	30.805	42.985	32.366	264.5	1:50:19.365	
8	1:46.000	31.097	43.218	31.685	261.3	20:03.046	8	1:54.666B	<b>30.626</b>	43.616	40.424	265.8	1:52:14.031	
9	1:44.853	30.686	42.737	<b>31.430</b>	262.0	21:47.899	9	5:01.703	3:44.494	44.422	32.787	152.9	1:57:15.734	
10	1:52.306B	31.298	43.284	37.724	262.6	23:40.205	10	2:15.821B	31.216	51.227	53.378	260.7	1:59:31.555	
11	4:10.952	2:51.739	46.261	32.952	114.9	27:51.157	11	12:06.948	...	46.113	34.100	111.3	2:11:38.503	
12	1:47.236	31.770	43.627	31.839	250.5	29:38.393	12	1:47.765	31.440	43.625	32.700	260.7	2:13:26.268	
13	<b>1:44.549</b>	<b>30.614</b>	42.490	31.445	262.6	31:22.942	13	1:46.906	30.903	43.569	32.434	263.2	2:15:13.174	
14	1:52.027B	30.858	<b>42.443</b>	38.726	262.6	33:14.969	14	<b>1:45.766</b>	30.778	<b>42.867</b>	32.121	263.9	2:16:58.940	
							15	1:46.155	30.827	43.213	<b>32.115</b>	263.9	2:18:45.095	
							16	1:46.575	30.800	43.370	32.405	263.2	2:20:31.670	
							17	1:48.328	30.825	45.173	32.330	262.6	2:22:19.998	

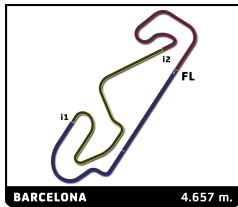
## SPRINT CHALLENGE SOUTHERN EUROPE



### PRIVATE TESTING THURSDAY PORSCHE SPRINT CHALLENGE SOUTHERN EUROPE Private Testing 1

#### Sector Analysis

Private Testing 1							Private Testing 2								
Lap	Time	Sector 1	Sector 2	Sector 3	T.Sp	Elapsed	Lap	Time	Sector 1	Sector 2	Sector 3	T.Sp	Elapsed		
18	1:54.444	B	30.816	43.326	40.302	263.2	2:24:14.442	26	2:06.985	B	33.171	48.250	45.564	248.2	1:59:13.334
<b>10</b>	<b>Pietro ARMANNI</b> ITA Ghinzani Arco Motorsport Porsche 911 GT3 Cup						27	31:55.914	...	49.355	34.664	129.3	2:31:09.248		
1	1:14:59.303	...	53.218	34.845	104.9	1:14:59.303	28	1:57.307	35.256	46.532	35.519	250.5	2:33:06.555		
2	1:55.024	34.270	46.761	33.993	211.5	1:16:54.327	29	1:54.202	33.676	46.004	34.522	254.6	2:35:00.757		
3	1:47.993	31.792	43.731	32.470	258.2	1:18:42.320	30	1:54.753	33.957	46.421	34.375	240.5	2:36:55.510		
4	1:47.084	31.242	43.599	32.243	258.9	1:20:29.404	31	<b>1:52.507</b>	32.827	45.725	<b>33.955</b>	255.2	2:38:48.017		
5	1:46.459	30.821	43.404	32.234	263.9	1:22:15.863	32	1:52.898	32.752	46.160	33.986	254.0	2:40:40.915		
6	1:46.549	31.116	43.114	32.319	260.1	1:24:02.412	33	1:54.809	33.143	46.517	35.149	253.4	2:42:35.724		
7	1:46.369	30.923	43.380	32.066	263.2	1:25:48.781	34	1:54.149	33.488	46.346	34.315	251.1	2:44:29.873		
8	1:55.881	B	30.862	45.731	39.288	261.3	1:27:44.662	35	1:54.776	33.289	46.772	34.715	256.4	2:46:24.649	
9	12:32.408	...	44.951	32.674	177.4	1:40:17.070	36	2:20.196	B	33.817	55.786	50.593	244.3	2:48:44.845	
10	1:46.503	31.098	43.335	32.070	262.0	1:42:03.573	<b>13</b>	<b>Alexander TAUSCHER</b> DEU Proton Huber Competition Porsche 911 GT3 Cup							
11	1:57.537	37.461	43.565	36.511	264.5	1:44:01.110	1	33:31.598	...	53.115	38.444	116.5	33:31.598		
12	1:47.615	30.946	43.399	33.270	263.2	1:45:48.725	2	1:56.158	36.565	46.218	33.375	203.6	35:27.756		
13	1:55.229	B	31.673	45.271	38.285	262.6	1:47:43.954	3	1:50.057	32.781	44.793	32.483	249.4	37:17.813	
14	25:26.299	...	49.131	33.205	129.9	2:13:10.253	4	1:48.804	31.860	44.621	32.323	260.1	39:06.617		
15	2:00.000	33.448	44.467	42.085	209.9	2:15:10.253	5	1:46.740	31.352	43.453	31.935	260.7	40:53.357		
16	1:51.403	30.763	46.739	33.901	263.2	2:17:01.656	6	1:46.833	31.652	43.262	31.919	262.6	42:40.190		
17	<b>1:45.329</b>	30.666	<b>42.828</b>	31.835	262.6	2:18:46.985	7	1:46.614	30.908	43.343	32.363	263.2	44:26.804		
18	1:45.471	30.669	43.024	<b>31.778</b>	264.5	2:20:32.456	8	1:51.915	B	31.197	43.096	37.622	260.1	46:18.719	
19	1:55.300	B	<b>30.636</b>	46.467	38.197	265.2	2:22:27.756	9	5:40.295	4:25.097	43.311	31.887	179.7	51:59.014	
20	5:40.497	4:15.839	43.658	41.000	181.5	2:28:08.253	10	1:47.153	30.988	43.784	32.381	262.0	53:46.167		
21	1:47.781	30.775	42.935	34.071	260.7	2:29:56.034	11	1:46.316	31.007	42.901	32.408	262.0	55:32.483		
22	1:56.924	33.609	49.306	34.009	219.2	2:31:52.958	12	1:45.574	31.138	42.829	31.607	259.5	57:18.057		
23	1:49.693	30.982	44.782	33.929	262.0	2:33:42.651	13	1:45.609	30.909	42.823	31.877	262.6	59:03.666		
24	1:45.985	30.918	43.180	31.887	262.6	2:35:28.636	14	1:46.501	30.857	42.800	32.844	262.6	1:00:50.167		
25	1:54.523	B	31.538	44.059	38.926	262.6	2:37:23.159	15	1:56.787	B	31.090	43.954	41.743	259.5	1:02:46.954
<b>11</b>	<b>Graham KING</b> GBR WDP Racing Porsche 718 Cayman GT4 RS CS						16	10:27.501	9:07.273	47.176	33.052	140.3	1:13:14.455		
1	10:07.169	8:24.890	1:01.084	41.195	102.8	10:07.169	17	1:48.990	32.754	43.865	32.371	234.3	1:15:03.445		
2	2:12.392	38.417	53.742	40.233	237.4	12:19.561	18	1:45.953	31.119	43.094	31.740	261.3	1:16:49.398		
3	2:01.388	36.134	48.630	36.624	212.3	14:20.949	19	1:44.811	30.778	<b>42.583</b>	31.450	261.3	1:18:34.209		
4	1:58.806	34.480	48.731	35.595	252.3	16:19.755	20	1:45.249	30.543	42.958	31.748	263.2	1:20:19.458		
5	1:57.272	34.272	47.355	35.645	253.4	18:17.027	21	1:54.622	B	32.033	42.902	39.687	263.2	1:22:14.080	
6	2:12.319	B	35.115	47.650	49.554	232.8	20:29.346	22	48:55.144	...	46.963	33.297	122.2	2:11:09.224	
7	6:32.272	5:05.958	49.632	36.682	132.4	27:01.618	23	1:49.093	33.878	43.605	31.610	217.4	2:12:58.317		
8	1:58.259	34.412	47.678	36.169	251.1	28:59.877	24	1:46.387	30.797	43.172	32.418	261.3	2:14:44.704		
9	1:56.899	33.715	47.485	35.699	252.3	30:56.776	25	1:45.477	30.768	42.841	31.868	261.3	2:16:30.181		
10	1:55.562	33.948	46.805	34.809	251.7	32:52.338	26	1:45.690	30.800	43.307	31.583	262.0	2:18:15.871		
11	1:55.040	33.561	46.864	34.615	254.0	34:47.378	27	1:45.913	30.748	43.157	32.008	262.0	2:20:01.784		
12	1:54.169	33.195	46.493	34.481	255.2	36:41.547	28	1:45.959	31.018	43.059	31.882	261.3	2:21:47.743		
13	1:53.505	32.942	45.941	34.622	254.6	38:35.052	29	1:54.336	B	30.836	43.105	40.395	261.3	2:23:42.079	
14	1:53.810	33.086	46.091	34.633	254.6	40:28.862	30	5:45.893	4:29.961	43.880	32.052	179.7	2:29:27.972		
15	1:54.310	33.138	46.807	34.365	254.6	42:23.172	31	1:45.532	30.975	43.004	31.553	260.1	2:31:13.504		
16	1:54.456	32.821	46.744	34.891	255.2	44:17.628	32	1:47.143	30.809	44.132	32.202	263.2	2:33:00.647		
17	1:54.377	33.005	47.046	34.326	255.2	46:12.005	33	1:45.395	30.872	42.893	31.630	259.5	2:34:46.042		
18	1:53.624	33.034	<b>45.601</b>	34.989	254.6	48:05.629	34	1:45.640	30.884	42.856	31.900	260.1	2:36:31.682		
19	2:04.936	B	33.774	46.506	44.656	254.6	50:10.565	35	1:53.566	B	30.811	42.875	39.880	261.3	2:38:25.248
20	57:15.356	...	54.572	38.662	108.9	1:47:25.921	36	4:38.680	3:19.979	45.777	32.924	160.6	2:43:03.928		
21	2:02.683	36.086	49.443	37.154	240.0	1:49:28.604	37	1:48.224	32.751	43.596	31.877	234.3	2:44:52.152		
22	1:56.104	34.111	47.534	34.459	240.0	1:51:24.708	38	1:46.113	30.602	42.842	32.669	261.3	2:46:38.265		
23	1:54.589	32.962	47.416	34.211	253.4	1:53:19.297	39	1:45.460	30.514	42.780	32.166	262.6	2:48:23.725		
24	1:53.341	32.829	46.347	34.165	254.0	1:55:12.638	40	<b>1:44.309</b>	<b>30.414</b>	42.585	<b>31.310</b>	262.6	2:50:08.034		
25	1:53.711	<b>32.434</b>	46.182	35.095	255.2	1:57:06.349	41	1:53.750	B	30.573	42.876	40.301	261.3	2:52:01.784	



### PRIVATE TESTING THURSDAY PORSCHE SPRINT CHALLENGE SOUTHERN EUROPE Private Testing 1

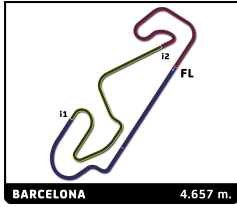
### Sector Analysis

Invalidated Lap    Personal Best    Session Best    Crossing the pit lane

Lap	Time	Sector 1	Sector 2	Sector 3	T.Sp	Elapsed	Lap	Time	Sector 1	Sector 2	Sector 3	T.Sp	Elapsed
<b>14</b> <b>Niels LOFTERØD</b> CHE							11	5:53.722	4:28.584	48.250	36.888	115.3	32:03.721
FACH AUTO TECH Porsche 911 GT3 Cup							12	1:52.539	33.483	45.872	33.184	249.9	33:56.260
1	34:47.398	...	57.840	44.705	121.6	34:47.398	13	1:58.997	32.242	52.448	34.307	255.8	35:55.257
2	2:07.767	39.704	50.774	37.289	228.4	36:55.165	14	1:50.987	32.214	44.818	33.955	255.2	37:46.244
3	1:59.595	34.214	47.959	37.422	251.7	38:54.760	15	1:49.675	32.442	44.368	32.865	254.0	39:35.919
4	1:56.549	33.490	47.056	36.003	251.7	40:51.309	16	1:49.017	31.780	44.251	32.986	257.0	41:24.936
5	1:56.094	33.511	46.995	35.588	251.7	42:47.403	17	1:48.339	31.917	43.922	32.500	257.0	43:13.275
6	1:56.537	33.389	47.848	35.300	251.7	44:43.940	18	1:47.751	31.554	43.677	32.520	258.2	45:01.026
7	2:05.706B	33.341	47.365	45.000	253.4	46:49.646	19	1:47.391	31.184	43.719	32.488	258.2	46:48.417
8	4:09.519	2:45.465	48.040	36.014	159.2	50:59.165	20	1:48.881	31.244	43.966	33.671	258.9	48:37.298
9	1:55.551	33.542	46.587	35.422	253.4	52:54.716	21	1:48.864	31.298	44.712	32.854	260.1	50:26.162
10	1:54.455	33.113	46.734	34.608	254.0	54:49.171	22	1:47.879	31.464	43.963	32.452	258.9	52:14.041
11	1:54.391	32.791	46.842	34.758	253.4	56:43.562	23	1:48.987	31.247	44.280	33.460	260.1	54:03.028
12	1:56.224	34.268	46.675	35.281	233.8	58:39.786	24	1:48.095	31.659	44.066	32.370	260.1	55:51.123
13	1:54.172	33.149	46.009	35.014	254.6	1:00:33.958	25	1:48.197	31.207	44.464	32.526	261.3	57:39.320
14	1:55.048	33.097	46.801	35.150	255.2	1:02:29.006	26	1:57.140B	31.370	44.754	41.016	259.5	59:36.460
15	2:04.547B	<b>32.643</b>	46.528	45.376	254.6	1:04:33.553	27	45:25.520	...	49.915	35.047	107.3	1:45:01.980
16	7:02.522	5:37.937	48.271	36.314	134.6	1:11:36.075	28	1:49.913	31.873	44.277	33.763	257.6	1:46:51.893
17	1:54.446	33.289	46.154	35.003	252.8	1:13:30.521	29	1:47.787	31.747	43.933	32.107	259.5	1:48:39.680
18	1:54.343	32.953	46.385	35.005	255.8	1:15:24.864	30	<b>1:46.396</b>	<b>30.924</b>	43.300	32.172	259.5	1:50:26.076
19	1:54.090	32.998	46.142	34.950	255.2	1:17:18.954	31	1:46.646	30.971	43.714	<b>31.961</b>	262.0	1:52:12.722
20	1:56.040	...	...	...	...	1:19:14.994	32	1:46.577	31.265	<b>43.205</b>	32.107	260.7	1:53:59.299
21	1:54.631	...	...	...	...	1:21:09.625	33	1:46.993	31.224	43.601	32.168	260.7	1:55:46.292
22	36:05.612	...	55.270	39.711	128.7	1:57:15.237	34	11:57.552B	30.986	43.455	...	260.1	2:07:43.844
23	2:23.566B	37.461	53.851	52.254	199.1	1:59:38.803	<b>18</b> <b>Jukka EEROLA</b> FIN						
24	11:48.241	...	49.385	37.040	146.7	2:11:27.044	Porsche Estonia Porsche 911 GT3 Cup						
25	1:58.871	35.927	47.261	35.683	213.6	2:13:25.915	1	55:21.868	...	57.123	41.529	111.4	55:21.868
26	1:55.444	34.659	45.960	34.825	231.8	2:15:21.359	2	2:07.545	37.379	53.978	36.188	226.0	57:29.413
27	1:53.299	32.919	45.818	34.562	256.4	2:17:14.658	3	1:56.733	33.740	47.166	35.827	254.6	59:26.146
28	1:57.511	33.877	48.203	35.431	256.4	2:19:12.169	4	1:55.485	33.058	47.437	34.990	257.0	1:01:21.631
29	1:58.599	34.010	48.327	36.262	252.3	2:21:10.768	5	1:53.705	32.942	45.609	35.154	257.0	1:03:15.336
30	1:55.872	33.861	47.277	34.734	252.3	2:23:06.640	6	1:56.613	34.476	46.747	35.390	257.0	1:05:11.949
31	1:54.267	32.920	46.133	35.214	256.4	2:25:00.907	7	1:57.472	33.255	49.071	35.146	258.9	1:07:09.421
32	1:54.083	33.046	46.258	34.779	254.6	2:26:54.990	8	1:54.018	32.666	46.854	34.498	260.1	1:09:03.439
33	1:54.820	33.213	46.575	35.032	254.6	2:28:49.810	9	1:52.189	32.424	45.246	34.519	259.5	1:10:55.628
34	2:07.045B	32.761	47.176	47.108	255.8	2:30:56.855	10	1:51.674	32.356	45.206	34.112	260.1	1:12:47.302
35	5:16.310	3:53.774	46.532	36.004	146.5	2:36:13.165	11	1:51.083	32.204	45.114	33.765	259.5	1:14:38.385
36	1:53.833	33.095	46.311	<b>34.427</b>	255.2	2:38:06.998	12	1:51.937	32.161	46.242	33.534	260.7	1:16:30.322
37	<b>1:53.226</b>	33.077	<b>45.645</b>	34.504	255.8	2:40:00.224	13	1:52.502	32.227	46.100	34.175	259.5	1:18:22.824
38	1:54.030	33.703	45.808	34.519	252.8	2:41:54.254	14	<b>1:49.761</b>	<b>31.953</b>	<b>44.352</b>	<b>33.456</b>	258.9	1:20:12.585
39	1:54.083	32.913	46.286	34.884	257.6	2:43:48.337	15	1:56.058	35.058	45.961	35.039	221.9	1:22:08.643
40	1:54.708	33.156	46.478	35.074	257.0	2:45:43.045	16	1:52.623	33.727	45.131	33.765	220.5	1:24:01.266
41	2:08.542B	33.086	47.072	48.384	255.2	2:47:51.587	17	2:11.976B	32.719	48.709	50.548	260.1	1:26:13.242
<b>17</b> <b>Dréke JANSSEN</b> NLD							18	44:38.605	...	51.231	36.719	135.7	2:10:51.847
RedAnt Racing Porsche 911 GT3 Cup							19	1:55.213	34.267	46.702	34.244	243.2	2:12:47.060
1	3:33.867	1:50.340	1:02.683	40.844	102.7	3:33.867	20	1:53.203	32.794	46.097	34.312	255.8	2:14:40.263
2	2:12.526	42.510	53.847	36.169	158.7	5:46.393	21	1:52.165	32.613	45.715	33.837	253.4	2:16:32.428
3	2:06.713	39.736	51.600	35.377	163.5	7:53.106	22	1:51.723	32.358	45.539	33.826	236.3	2:18:24.151
4	1:59.257	37.375	47.649	34.233	170.9	9:52.363	23	2:57.354B	32.124	1:04.974	1:20.256	257.6	2:21:21.505
5	2:21.684B	39.760	56.584	45.340	172.8	12:14.047	<b>19</b> <b>Dino VAN DER GEEST</b> NLD						
6	5:19.748	3:45.812	55.141	38.795	115.3	17:33.795	Team GP Elite Porsche 718 Cayman GT4 RS CS						
7	2:12.327	43.755	52.814	35.758	164.7	19:46.122	1	14:22.699	...	1:12.456	42.920	114.7	14:22.699
8	2:06.224	40.648	48.193	37.383	174.2	21:52.346	2	2:14.956	42.339	54.335	38.282	164.0	16:37.655
9	1:59.345	37.613	47.457	34.275	180.9	23:51.691	3	1:59.713	34.624	49.322	35.767	251.1	18:37.368
10	2:18.308B	38.055	52.954	47.299	172.8	26:09.999	4	1:56.306	33.702	47.032	35.572	251.7	20:33.674



## SPRINT CHALLENGE SOUTHERN EUROPE

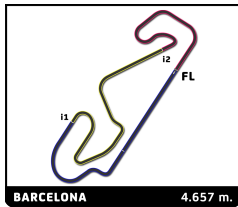


### PRIVATE TESTING THURSDAY PORSCHE SPRINT CHALLENGE SOUTHERN EUROPE Private Testing 1

#### Sector Analysis

_ Invalidated Lap							■ Personal Best							■ Session Best							■ Crossing the pit lane						
Lap	Time	Sector 1	Sector 2	Sector 3	T.Spd	Elapsed	Lap	Time	Sector 1	Sector 2	Sector 3	T.Spd	Elapsed	Lap	Time	Sector 1	Sector 2	Sector 3	T.Spd	Elapsed	Lap	Time	Sector 1	Sector 2	Sector 3	T.Spd	Elapsed
5	1:55.512	33.022	47.016	35.474	251.7	22:29.186	17	1:53.627B	31.507	44.593	37.527	263.2	1:51:28.469														
6	2:06.434B	32.954	47.977	45.503	253.4	24:35.620	18	31:08.237B	...	54.045	42.408	107.3	2:22:36.706														
7	4:17.227	2:53.291	48.536	35.400	103.3	28:52.847	19	8:49.885	7:28.689	46.899	34.297	115.0	2:31:26.591														
8	1:57.912	34.250	48.127	35.535	220.1	30:50.759	20	1:50.557	32.392	44.704	33.461	256.4	2:33:17.148														
9	1:56.017	33.501	47.366	35.150	252.8	32:46.776	21	1:47.352	31.396	43.605	32.351	259.5	2:35:04.500														
10	1:56.632	32.914	46.416	37.302	253.4	34:43.408	22	1:46.287	31.167	43.123	31.997	262.0	2:36:50.787														
11	1:53.615	32.875	46.017	34.723	253.4	36:37.023	23	1:45.974	30.841	43.232	31.901	262.0	2:38:36.761														
12	1:52.228	32.418	45.702	34.108	255.2	38:29.251	24	1:48.743	31.218	44.503	33.022	260.7	2:40:25.504														
13	1:52.334	32.248	45.460	34.626	255.8	40:21.585	25	1:46.586	31.104	43.277	32.205	261.3	2:42:12.090														
14	2:03.692B	32.536	45.680	45.476	255.2	42:25.277	26	1:46.546	31.057	43.268	32.221	261.3	2:43:58.636														
15	23:00.390	...	52.329	36.194	86.6	1:05:25.667	27	1:56.390B	32.273	44.747	39.370	264.5	2:45:55.026														
16	1:59.020	33.175	50.179	35.666	251.1	1:07:24.687	28	5:21.106	4:02.926	44.482	33.698	176.2	2:51:16.132														
17	1:55.465	33.138	46.901	35.426	249.9	1:09:20.152	29	1:48.289	31.577	43.856	32.856	260.7	2:53:04.421														
18	1:55.753	33.020	47.376	35.357	252.8	1:11:15.905	30	1:48.156	31.359	43.995	32.802	260.1	2:54:52.577														
19	1:54.408	33.128	46.486	34.794	251.7	1:13:10.313	31	2:16.163B	37.272	51.471	47.420	209.5	2:57:08.740														
20	2:08.895B	32.810	46.324	49.761	252.8	1:15:19.208	<b>21 Sacha NORDEN</b> NLD																				
21	10:42.968	9:23.366	46.097	33.505	141.7	1:26:02.176	JW Raceservice Porsche 911 GT3 Cup																				
22	2:10.267B	32.153	51.739	46.375	251.7	1:28:12.443	1	18:12.031	...	52.711	37.166	109.0	18:12.031														
23	12:13.219	...	45.674	33.292	168.6	1:40:25.662	2	1:54.634	35.262	46.108	33.264	221.0	20:06.665														
24	1:49.891	32.026	44.652	33.213	254.0	1:42:15.553	3	1:57.316	32.190	44.026	41.100	257.0	22:03.981														
25	1:49.912	31.993	44.739	33.180	254.0	1:44:05.465	4	1:48.388	31.761	43.889	32.738	261.3	23:52.369														
26	1:49.701	32.013	44.482	33.206	255.8	1:45:55.166	5	1:47.483	31.518	43.765	32.200	260.1	25:39.852														
27	1:59.969B	32.699	44.800	42.470	253.4	1:47:55.135	6	1:47.107	31.347	43.511	32.249	260.1	27:26.959														
28	34:47.273	...	1:09.283	39.254	135.1	2:22:42.408	7	1:46.408	31.294	43.047	32.067	258.9	29:13.367														
29	2:13.914B	37.106	49.190	47.618	216.6	2:24:56.322	8	1:56.484B	31.270	43.308	41.906	260.7	31:09.851														
30	3:13.823	1:48.591	48.578	36.654	154.7	2:28:10.145	9	8:31.246	7:04.779	52.119	34.348	117.4	39:41.097														
31	1:55.695	33.672	47.736	34.287	252.3	2:30:05.840	10	1:50.502	33.058	44.422	33.022	248.2	41:31.599														
32	1:53.724	33.347	46.212	34.165	254.6	2:31:59.564	11	1:47.017	31.579	43.355	32.083	253.4	43:18.616														
33	1:53.436	32.747	46.019	34.670	256.4	2:33:53.000	12	1:46.009	30.921	43.321	31.767	261.3	45:04.625														
34	1:51.090	32.400	45.121	33.569	255.2	2:35:44.090	13	1:46.269	30.776	43.723	31.770	261.3	46:50.894														
35	1:51.763	32.541	45.006	34.216	257.0	2:37:35.853	14	1:45.893	30.696	42.827	32.370	263.2	48:36.787														
36	1:50.976	32.420	44.962	33.594	258.2	2:39:26.829	15	1:55.149B	30.770	43.092	41.287	262.6	50:31.936														
37	2:02.919B	32.399	45.379	45.141	255.8	2:41:29.748	16	5:42.941	4:27.204	43.435	32.302	175.6	56:14.877														
38	4:28.404	3:07.587	46.658	34.159	177.1	2:45:58.152	17	1:45.632	31.037	42.876	31.719	261.3	58:00.509														
39	1:51.968	32.193	45.648	34.127	257.0	2:47:50.120	18	1:56.212B	30.985	44.260	40.967	262.6	59:56.721														
40	1:51.928	32.645	45.165	34.118	256.4	2:49:42.048	19	46:47.041	...	48.160	32.956	125.4	1:46:43.762														
41	1:55.666	35.480	45.968	34.218	256.4	2:51:37.714	20	1:47.896	31.603	44.052	32.241	255.8	1:48:31.658														
42	1:52.521	32.396	45.473	34.652	257.6	2:53:30.235	21	1:45.697	30.964	42.966	31.767	258.2	1:50:17.355														
43	2:07.195B	32.379	45.648	49.168	257.6	2:55:37.430	22	1:46.044	30.699	43.554	31.791	265.2	1:52:03.399														
<b>20 Fernando MONJE</b> ESP							<b>22 1:46.044</b> 30.699 43.554 31.791 265.2 1:52:03.399																				
Martinet By Alméras Porsche 911 GT3 Cup							23 1:45.780 30.766 43.078 31.936 262.0 1:53:49.179																				
1	:02:31.206	...	59.110	41.848	106.5	1:02:31.206	24	1:45.728	31.040	42.802	31.886	262.6	1:55:34.907														
2	2:05.382	40.460	49.351	35.571	166.0	1:04:36.588	25	1:59.972B	31.051	45.541	43.380	263.2	1:57:34.879														
3	1:54.930	33.808	46.976	34.146	249.9	1:06:31.518	26	17:51.941	...	48.476	34.167	123.5	2:15:26.820														
4	1:50.417	32.260	45.022	33.135	257.6	1:08:21.935	27	1:49.964	32.923	44.338	32.703	238.9	2:17:16.784														
5	1:49.358	32.439	44.281	32.638	259.5	1:10:11.293	28	1:48.356	31.534	44.565	32.257	257.0	2:19:05.140														
6	1:58.562B	32.485	45.690	40.387	260.1	1:12:09.855	29	1:46.323	30.892	43.522	31.909	262.0	2:20:51.463														
7	6:19.657	5:00.763	45.202	33.692	183.6	1:18:29.512	30	1:46.927	30.788	43.451	32.688	262.6	2:22:38.390														
8	1:48.590	31.837	44.208	32.545	262.0	1:20:18.102	31	1:46.391	30.751	43.676	31.964	263.9	2:24:24.781														
9	1:50.812	33.432	44.394	32.986	259.5	1:22:08.914	32	1:45.628	30.799	42.844	31.985	262.6	2:26:10.409														
10	1:55.198B	31.743	45.669	37.786	259.5	1:24:04.112	33	1:56.305B	30.841	43.069	42.395	263.2	2:28:06.714														
11	16:33.285	...	45.428	33.111	125.7	1:40:37.397	34	9:03.464	7:46.911	44.221	32.332	165.7	2:37:10.178														
12	1:48.331	31.670	43.766	32.895	260.1	1:42:25.728	35	1:47.350	31.390	43.792	32.168	261.3	2:38:57.528														
13	1:46.611	31.221	43.264	32.126	261.3	1:44:12.339	36	1:46.331	31.238	43.084	32.009	261.3	2:40:43.859														
14	1:49.020	31.023	44.590	33.407	262.6	1:46:01.359	37	1:45.881	30.780	43.088	32.013	263.9	2:42:29.740														
15	1:46.859	31.238	43.352	32.269	263.2	1:47:48.218	38	2:01.382B	32.519	45.072	43.791	262.0	2:44:31.122														
16	1:46.624	31.141	43.334	32.149	262.6	1:49:34.842	39	6:32.425	5:15.753	44.009	32.663	181.2	2:51:03.547														
							40	1:48.944	31.436	43.584	33.924	261.3	2:52:52.491														





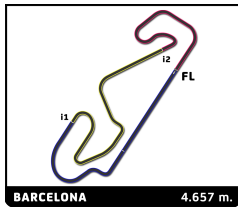
### PRIVATE TESTING THURSDAY PORSCHE SPRINT CHALLENGE SOUTHERN EUROPE Private Testing 1

#### Sector Analysis

_ Invalidated Lap							■ Personal Best							■ Session Best							■ Crossing the pit lane																																																																																																																																																																																																																																																																																																																																																																																																																																																																																											
Lap	Time	Sector 1	Sector 2	Sector 3	T.Spd	Elapsed	Lap	Time	Sector 1	Sector 2	Sector 3	T.Spd	Elapsed	Lap	Time	Sector 1	Sector 2	Sector 3	T.Spd	Elapsed	Lap	Time	Sector 1	Sector 2	Sector 3	T.Spd	Elapsed																																																																																																																																																																																																																																																																																																																																																																																																																																																																																					
41	1:47.359	30.961	43.329	33.069	262.6	2:54:39.850	23	1:52.414	32.893	45.142	34.379	257.6	2:31:30.747	24	3:05.293B	1:02.791	1:07.325	55.177	255.2	2:34:36.040																																																																																																																																																																																																																																																																																																																																																																																																																																																																																												
42	2:26.388B	36.668	59.106	50.614	260.1	2:57:06.238																																																																																																																																																																																																																																																																																																																																																																																																																																																																																																										
<b>22</b>	<b>Andrea BURATTI</b>	ENRICO FULGENZI RACING				Porsche 911 GT3 Cup		<b>27</b>	<b>Giuseppe GUIRRERI</b>	Raptor Engineering				Porsche 911 GT3 Cup		ITA																																																																																																																																																																																																																																																																																																																																																																																																																																																																																																
1	43:41.874B	...	51.848	42.571	142.9	43:41.874	1	:03:53.505	...	57.337	37.222	111.1	1:03:53.505	2	2:01.719	37.811	49.390	34.518	198.8	1:05:55.224	3	1:53.554	33.466	45.983	34.105	246.0	1:07:48.778	4	1:51.348	32.225	46.006	33.117	257.6	1:09:40.126	5	1:50.762	32.086	45.698	32.978	259.5	1:11:30.888	6	1:49.047	31.518	44.633	32.896	259.5	1:13:19.935	7	1:48.789	31.567	44.683	32.539	260.1	1:15:08.724	8	2:00.710B	31.692	46.114	42.904	259.5	1:17:09.434	9	11:03.906B	9:21.867	55.562	46.477	128.5	1:28:13.340	10	12:02.752	...	45.287	32.266	170.4	1:40:16.092	11	1:46.524	31.471	43.276	31.777	258.2	1:42:02.616	12	1:48.104	30.993	43.007	34.104	261.3	1:43:50.720	13	1:58.892	<b>31.262</b>	44.476	33.154	261.3	1:06:45.360	14	1:45.547	30.972	<b>42.848</b>	31.727	260.1	1:47:31.351	15	2:00.805B	31.982	44.933	43.890	259.5	1:08:46.165	16	2:10.852B	30.763	53.254	46.835	262.0	1:49:42.203	17	1:52:00.565	...	47.021	34.493	166.7	2:20:46.730	18	1:47.796	31.435	44.141	32.220	258.9	2:12:25.294	19	1:50.090	31.947	44.444	33.699	258.9	2:22:36.820	20	1:47.402	31.264	43.822	32.316	260.1	2:14:12.696	21	1:49.596	31.712	44.193	33.691	260.1	2:24:26.416	22	1:48.626	31.441	43.949	33.236	261.3	2:26:15.042	23	1:49.266	31.676	44.311	33.279	258.9	2:28:04.308	24	1:49.317	31.649	44.326	33.342	260.1	2:29:53.625	25	1:48.557	31.637	43.984	32.936	260.1	2:31:42.182	26	1:59.189B	31.943	44.648	42.598	260.7	2:42:57.519	27	1:57.123	39.840	44.353	32.930	262.0	2:35:27.446	28	1:47.859	30.669	44.335	32.855	265.2	2:38:08.260	29	1:52.535	33.941	44.490	34.104	260.1	2:37:19.981	30	1:45.711	30.883	43.107	31.721	263.9	2:41:40.806	31	1:49.345	31.609	44.152	33.584	258.2	2:39:09.326	32	2:00.577B	33.370	45.191	42.016	263.2	2:45:26.927	33	1:46.618	30.990	43.725	31.903	263.2	2:34:33.991	34	2:00.629B	31.207	44.012	45.410	260.1	2:55:23.972	35	1:47.292	31.725	43.858	<b>31.709</b>	262.0	2:32:47.373	36	1:47.474	31.268	43.878	32.328	262.6	2:19:40.654	37	1:58.762B	31.369	45.278	42.115	260.1	2:21:39.416	38	1:46.410	30.848	43.696	31.866	263.9	2:36:20.401	39	1:46.835	31.236	43.599	32.000	263.9	2:39:55.095	40	1:47.277	...	49.200	34.905	100.2	1:13:57.277	41	1:48.392	31.963	43.903	32.526	257.6	1:17:38.060	42	1:49.921	31.768	<b>44.650</b>	<b>33.503</b>	255.2	2:25:55.496	43	1:48.009	31.444	43.615	32.950	259.5	1:19:26.069	44	1:51.504	32.148	44.901	34.455	256.4	2:22:12.909	45	1:57.234	32.483	46.893	37.858	254.6	2:12:38.692	46	1:58.961	32.940	50.601	35.420	253.4	2:18:29.071	47	1:53.776	32.580	46.223	34.973	255.2	2:14:32.468	48	1:52.334	32.270	45.967	34.097	255.8	2:20:21.405	49	1:57.642	33.531	45.795	38.316	229.4	2:16:30.110	50	1:51.389	<b>31.662</b>	44.819	34.908	258.2	2:27:46.885	51	1:52.666	33.097	45.297	34.272	233.3	2:24:05.575	52	1:51.448	32.490	44.820	34.138	253.4	2:29:38.333	53	1:46.777	30.989	43.397	32.391	261.3	1:24:47.473	54	1:58.811B	33.842	45.071	39.898	232.8	1:26:46.284	55	1:46.514	31.022	43.143	32.349	261.3	1:49:28.703	56	15:35.026	...	46.701	33.480	122.4	1:42:21.310	57	1:46.142	30.883	43.209	32.050	261.3	1:51:14.845	58	1:48.020	31.764	43.973	32.283	256.4	1:44:09.330	59	1:46.863	30.877	43.411	32.575	263.2	1:53:01.708	60	1:46.329	31.142	43.303	<b>31.884</b>	259.5	1:45:55.659	61	1:46.530	30.990	43.211	32.329	262.0	1:47:42.189	62	1:46.514	31.022	43.143	32.349	261.3	1:49:28.703	63	1:46.514	31.022	43.143	32.349	261.3	1:49:28.703	64	1:46.514	31.022	43.143	32.349	261.3	1:49:28.703	65	1:46.514	31.022	43.143	32.349	261.3	1:49:28.703	66	1:46.514	31.022	43.143	32.349	261.3	1:49:28.703	67	1:46.514	31.022	43.143	32.349	261.3	1:49:28.703	68	1:46.514	31.022	43.143	32.349	261.3	1:49:28.703	69	1:46.514	31.022	43.143	32.349	261.3	1:49:28.703	70	1:46.514	31.022	43.143	32.349	261.3	1:49:28.703



## SPRINT CHALLENGE SOUTHERN EUROPE



### PRIVATE TESTING THURSDAY PORSCHE SPRINT CHALLENGE SOUTHERN EUROPE Private Testing 1

#### Sector Analysis

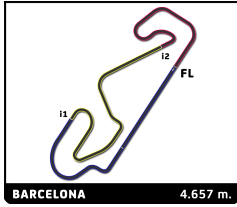
_ Invalidated Lap							■ Personal Best		■ Session Best		■ Crossing the pit lane		
Lap	Time	Sector 1	Sector 2	Sector 3	T.Sp	Elapsed	Lap	Time	Sector 1	Sector 2	Sector 3	T.Sp	Elapsed
16	1:46.027	30.891	43.005	32.131	262.6	1:54:47.735	3	1:53.577	33.096	46.465	34.016	251.1	12:35.120
17	1:54.126B	31.376	45.243	37.507	263.9	1:56:41.861	4	1:49.881	31.889	44.907	33.085	257.0	14:25.001
18	14:52.868	...	44.751	32.541	161.5	2:11:34.729	5	1:49.244	31.873	44.419	32.952	260.7	16:14.245
19	1:47.156	31.695	43.424	32.037	260.1	2:13:21.885	6	1:58.964B	31.418	43.818	43.728	262.0	18:13.209
20	1:46.109	30.997	42.912	32.200	263.9	2:15:07.994	7	22:30.054	...	45.387	32.918	138.5	40:43.263
21	1:45.577	30.825	42.823	31.929	263.2	2:16:53.571	8	1:49.714	31.677	44.282	33.755	255.8	42:32.977
22	1:45.430	30.879	42.535	32.016	262.6	2:18:39.001	9	1:47.488	31.425	43.587	32.476	261.3	44:20.465
23	1:54.138B	30.724	42.741	40.673	262.0	2:20:33.139	10	1:47.015	31.109	43.409	32.497	263.2	46:07.480
24	11:36.735	...	44.018	34.737	183.6	2:32:09.874	11	1:48.083	31.674	43.891	32.518	262.6	47:55.563
25	1:48.717	31.915	44.053	32.749	260.7	2:33:58.591	12	1:48.506	31.161	44.803	32.542	263.2	49:44.069
26	1:49.311	31.222	43.486	34.603	260.7	2:35:47.902	13	1:46.752	31.056	43.416	32.280	263.2	51:30.821
27	1:46.271	30.899	43.165	32.207	262.0	2:37:34.173	14	1:46.208	30.874	43.274	32.060	264.5	53:17.029
28	1:46.279	30.969	43.145	32.165	261.3	2:39:20.452	15	1:56.686B	30.962	43.117	42.607	264.5	55:13.715
29	1:46.356	30.889	43.030	32.437	261.3	2:41:06.808	16	10:07.037	8:44.620	48.374	34.043	114.4	1:05:20.752
30	1:48.519	31.594	44.176	32.749	263.9	2:42:55.327	17	1:50.234	32.560	45.175	32.499	249.4	1:07:10.986
31	1:55.193B	31.116	43.479	40.598	263.9	2:44:50.520	18	1:48.393	31.203	45.018	32.172	260.1	1:08:59.379
32	6:07.565	4:50.962	44.039	32.564	183.6	2:50:58.085	19	1:47.052	31.013	44.040	31.999	260.7	1:10:46.431
33	1:53.426	30.989	43.302	39.135	261.3	2:52:51.511	20	1:45.387	30.877	42.626	31.884	263.9	1:12:31.818
34	1:48.722	31.046	43.536	34.140	260.1	2:54:40.233	21	1:46.597	30.644	43.882	32.071	263.9	1:14:18.415
35	2:26.913B	37.500	59.455	49.958	264.5	2:57:07.146	22	1:45.638	30.729	42.968	31.941	262.0	1:16:04.053
<b>31 Sebastian FREYMUTH</b> DEU							<b>37 Gianluca GIORGI</b> ITA						
Proton Huber Competition Porsche 911 GT3 Cup							BeDriver Porsche 911 GT3 Cup						
1	43:56.088B	...	58.056	40.012	150.8	43:56.088	1	54:05.630B	...	1:00.908	48.730	75.5	54:05.630
2	13:54.931	...	47.428	33.356	112.3	57:51.019	2	5:31.637	4:03.072	53.226	35.339	107.1	59:37.267
3	1:50.241	32.753	44.850	32.638	246.0	59:41.260	3	1:52.602	33.189	45.022	34.391	236.3	1:01:29.869
4	1:47.358	31.562	43.452	32.344	263.2	1:01:28.618							
5	1:46.810	31.218	43.442	32.150	262.0	1:03:15.428							
6	1:46.706	31.161	43.514	32.031	260.7	1:05:02.134							
7	1:47.054	31.300	43.388	32.366	261.3	1:06:49.188							
8	1:46.154	31.209	43.255	31.690	265.8	1:08:35.342							
9	1:46.003	31.029	42.814	32.160	262.0	1:10:21.345							
10	1:50.499B	31.167	43.496	35.836	261.3	1:12:11.844							
11	7:04.247	5:44.021	47.257	32.969	126.9	1:19:16.091							
12	1:48.970	32.011	44.666	32.293	251.7	1:21:05.061							
13	1:46.308	30.990	43.471	31.847	260.1	1:22:51.369							
14	1:46.026	30.834	42.784	32.408	260.7	1:24:37.395							
15	1:51.858B	32.453	43.686	35.719	238.4	1:26:29.253							
16	57:19.778	...	45.381	32.451	172.0	2:23:49.031							
17	1:47.832	31.566	44.296	31.970	249.9	2:25:36.863							
18	1:47.040	30.804	43.415	32.821	263.9	2:27:23.903							
19	1:45.465	30.911	42.913	31.641	261.3	2:29:09.368							
20	1:45.355	30.571	43.349	31.435	262.6	2:30:54.723							
21	1:45.407	30.806	42.923	31.678	261.3	2:32:40.130							
22	1:44.922	30.691	42.448	31.783	262.6	2:34:25.052							
23	1:51.956B	30.817	43.354	37.785	263.2	2:36:17.008							
24	9:48.593	8:32.798	43.628	32.167	183.0	2:46:05.601							
25	1:53.117	30.855	47.957	34.305	262.0	2:47:58.718							
26	1:46.177	30.802	43.316	32.059	263.2	2:49:44.895							
27	1:45.935	30.855	43.060	32.020	263.9	2:51:30.830							
28	1:47.136	30.773	44.073	32.290	262.6	2:53:17.966							
29	1:57.900B	30.847	43.116	43.937	262.0	2:55:15.866							











### PRIVATE TESTING THURSDAY PORSCHE SPRINT CHALLENGE SOUTHERN EUROPE

Private Testing 1

#### Sector Analysis

— Invalidated Lap    ■ Personal Best    ■ Session Best    ■ Crossing the pit lane

Lap	Time	Sector 1	Sector 2	Sector 3	T.Spd	Elapsed	Lap	Time	Sector 1	Sector 2	Sector 3	T.Spd	Elapsed
46	1:48.173	31.427	43.804	32.942	261.3	2:49:03.880	7	1:47.157	31.194	43.447	32.516	261.3	14:19.108
47	1:48.842	31.300	44.350	33.192	261.3	2:50:52.722	8	2:07.562 B	31.114	56.141	40.307	260.1	16:26.670
48	1:48.277	31.424	43.819	33.034	260.7	2:52:40.999	9	8:39.434	7:21.962	44.834	32.638	98.6	25:06.104
49	1:56.991 B	31.867	45.344	39.780	262.6	2:54:37.990	10	1:47.203	31.368	43.501	32.334	259.5	26:53.307

#### 71 Jürgen VOLLET DEU Laptime-Performance Porsche 911 GT3 Cup

1	2:32.934	1:03.899	52.498	36.537	120.3	2:32.934
2	1:51.828	33.930	45.196	32.702	230.8	4:24.762
3	1:46.797	31.528	43.449	31.820	255.2	6:11.559
4	1:45.238	30.786	42.794	31.658	261.3	7:56.797
5	1:50.082 B	30.843	43.040	36.199	263.9	9:46.879
6	8:07.600	6:51.521	44.260	31.819	124.4	17:54.479
7	1:47.123	30.588	44.699	31.836	262.6	19:41.602
8	1:44.683	30.530	42.493	31.660	263.2	21:26.285
9	<span style="color: green;">1:44.203</span>	<span style="color: green;">30.491</span>	<span style="color: purple;">42.192</span>	<span style="color: green;">31.520</span>	263.9	23:10.488
10	1:52.579 B	30.609	42.370	39.600	262.6	25:03.067
11	4:29.206	3:13.807	43.174	32.225	180.6	29:32.273
12	1:46.686	31.139	43.190	32.357	258.9	31:18.959
13	1:45.986	31.008	42.885	32.093	260.1	33:04.945
14	1:46.099	30.942	43.000	32.157	260.1	34:51.044
15	1:53.547 B	31.295	43.649	38.603	261.3	36:44.591
16	15:06.919 B	...	47.942	43.875	160.8	51:51.510
17	3:40.915	2:16.851	47.882	36.182	168.6	55:32.425
18	1:55.717	33.287	47.144	35.286	235.8	57:28.142
19	1:54.578	32.562	46.784	35.232	257.6	59:22.720
20	1:54.926	33.186	46.937	34.803	257.6	1:01:17.646
21	1:55.702	33.168	47.218	35.316	258.9	1:03:13.348
22	1:57.996	33.747	48.359	35.890	256.4	1:05:11.344
23	1:56.335	33.041	48.049	35.245	256.4	1:07:07.679
24	1:55.109	33.447	47.344	34.318	251.7	1:09:02.788
25	1:54.497	34.506	45.829	34.162	223.2	1:10:57.285
26	1:50.718	32.287	44.881	33.550	262.0	1:12:48.003
27	1:51.238	32.234	45.105	33.899	263.2	1:14:39.241
28	1:56.970 B	32.098	46.168	38.704	262.6	1:16:36.211
29	55:37.751	...	51.182	35.209	148.5	2:12:13.962
30	1:53.459	34.497	45.351	33.611	231.8	2:14:07.421
31	1:54.100	33.059	46.060	34.981	231.8	2:16:01.521
32	1:57.450	33.185	47.672	36.593	246.0	2:17:58.971
33	1:53.819	32.851	46.314	34.654	259.5	2:19:52.790
34	1:52.468	32.463	45.613	34.392	257.6	2:21:45.258
35	1:54.006	32.582	46.696	34.728	258.9	2:23:39.264
36	1:52.404	32.310	45.745	34.349	260.7	2:25:31.668
37	1:53.607	32.704	45.752	35.151	259.5	2:27:25.275
38	1:52.989	32.937	45.832	34.220	259.5	2:29:18.264
39	1:52.497	32.944	45.419	34.134	258.9	2:31:10.761
40	1:52.980	32.571	46.392	34.017	262.6	2:33:03.741
41	1:59.957 B	33.176	45.396	41.385	261.3	2:35:03.698

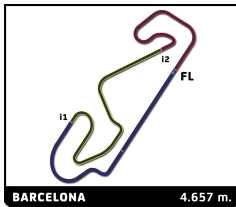
#### 72 Kas HAVERKORT NLD Team GP Elite Porsche 911 GT3 Cup

1	3:14.484	1:39.945	55.449	39.090	98.9	3:14.484
2	2:00.793	36.978	48.801	35.014	217.4	5:15.277
3	1:51.851	33.997	45.254	32.600	253.4	7:07.128
4	1:47.555	31.651	43.762	32.142	259.5	8:54.683
5	1:46.964	31.404	43.408	32.152	261.3	10:41.647
6	1:50.304	34.043	43.915	32.346	262.6	12:31.951

#### 78 Ariel LEVI ISR Team GP Elite Porsche 911 GT3 Cup

1	3:06.577	1:32.746	56.061	37.770	108.3	3:06.577
2	1:52.982	33.931	46.184	32.867	243.2	4:59.559
3	1:48.559	31.771	44.801	31.987	254.0	6:48.118
4	1:46.246	31.161	43.207	31.878	262.0	8:34.364
5	1:45.595	30.888	42.882	31.825	262.6	10:19.959
6	1:45.070	30.820	42.696	31.554	263.2	12:05.029
7	1:45.588	30.952	42.828	31.808	262.6	13:50.617
8	1:45.317	31.092	42.687	31.538	260.7	15:35.934
9	1:44.848	30.672	42.688	31.488	263.2	17:20.782
10	2:08.818 B	43.775	44.753	40.290	262.6	19:29.600
11	5:27.410	4:07.063	47.407	32.940	157.1	24:57.010
12	1:47.220	31.737	43.556	31.927	256.4	26:44.230
13	1:45.318	30.716	42.883	31.719	261.3	28:29.548
14	1:45.456	30.889	42.991	31.576	262.6	30:15.004
15	1:45.533	30.795	42.847	31.891	263.9	32:00.537
16	1:44.936	30.753	42.652	31.531	262.0	33:45.473
17	1:45.124	30.725	42.778	31.621	262.0	35:30.597
18	2:03.613 B	31.259	51.567	40.787	262.6	37:34.210
19	40:50.711	...	51.542	33.981	96.7	1:18:24.921
20	1:47.899	32.332	43.377	32.190	246.0	1:20:12.820
21	1:44.506	30.456	42.734	<span style="color: green;">31.316</span>	264.5	1:21:57.326
22	<span style="color: purple;">1:44.136</span>	30.371	<span style="color: green;">42.379</span>	31.386	262.6	1:23:41.462
23	1:44.892	30.968	42.601	31.323	263.2	1:25:26.354
24	1:51.743 B	30.516	43.251	37.976	263.2	1:27:18.097
25	13:56.928	...	44.030	31.771	132.3	1:41:15.025

## SPRINT CHALLENGE SOUTHERN EUROPE



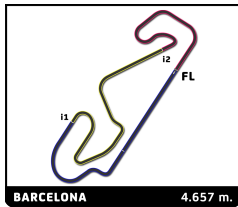
### PRIVATE TESTING THURSDAY PORSCHE SPRINT CHALLENGE SOUTHERN EUROPE Private Testing 1

#### Sector Analysis

— Invalidated Lap							■ Personal Best	■ Session Best	■ Crossing the pit lane					
Lap	Time	Sector 1	Sector 2	Sector 3	T.Sp	Elapsed	Lap	Time	Sector 1	Sector 2	Sector 3	T.Sp	Elapsed	
26	1:44.724	30.614	42.650	31.460	261.3	1:42:59.749	12	1:47.135	31.141	43.683	32.311	260.7	28:26.517	
27	1:44.951	30.522	42.866	31.563	263.9	1:44:44.700	13	1:47.664	31.344	43.672	32.648	260.7	30:14.181	
28	1:50.231	B 30.339	42.417	37.475	264.5	1:46:34.931	14	1:47.674	31.112	43.348	33.214	261.3	32:01.855	
29	8:24.459	7:09.703	43.230	31.526	120.3	1:54:59.390	15	1:46.693	31.027	43.477	32.189	262.0	33:48.548	
30	1:44.767	30.617	42.668	31.482	263.2	1:56:44.157	16	1:46.753	30.839	43.328	32.586	262.6	35:35.301	
31	1:55.885	B 30.684	42.540	42.661	263.9	1:58:40.042	17	1:56.691	B 31.282	44.514	40.895	260.7	37:31.992	
32	13:25.825	...	43.545	31.595	173.7	2:12:05.867	18	40:54.566	...	51.915	34.228	97.6	1:18:26.558	
33	1:45.520	30.813	42.954	31.753	263.9	2:13:51.387	19	1:48.781	32.465	44.250	32.066	246.5	1:20:15.339	
34	1:45.129	30.632	42.863	31.634	262.6	2:15:36.516	20	1:47.550	31.873	43.643	32.034	258.9	1:22:02.889	
35	1:45.400	30.599	43.033	31.768	265.8	2:17:21.916	21	1:45.214	30.710	42.773	31.731	260.7	1:23:48.103	
36	1:52.432	B 30.889	43.455	38.088	263.9	2:19:14.348	22	1:45.672	30.780	42.895	31.997	260.7	1:25:33.775	
<b>80</b> <b>Angelo FONTANA</b> ITA							<b>88</b> <b>Horst Felix FELBERMAYR</b> AUT							
EST1 Racing Porsche 911 GT3 Cup							Proton Huber Competition Porsche 911 GT3 Cup							
1	:17:17.659	...	56.823	42.079	127.8	1:17:17.659	1	33:33.405	...	54.442	36.657	124.0	33:33.405	
2	2:08.958	37.494	51.760	39.704	244.9	1:19:26.617	2	1:56.870	36.615	46.565	33.690	188.1	35:30.275	
3	2:03.602	34.309	50.431	38.862	254.6	1:21:30.219	3	1:55.394	33.608	47.966	33.820	205.9	37:25.669	
4	2:07.591	36.742	51.615	39.234	248.2	1:23:37.810	4	1:49.631	32.107	44.770	32.754	254.6	39:15.300	
5	2:19.828	B 39.038	50.855	49.935	191.1	1:25:57.638	5	1:48.095	31.608	43.952	32.535	259.5	41:03.395	
6	14:49.973	...	51.926	49.533	138.5	1:40:47.611	6	1:47.108	31.190	43.421	32.497	260.7	42:50.503	
7	2:04.806	35.251	51.991	37.564	253.4	1:42:52.417	7	1:48.366	31.893	43.671	32.802	260.7	44:38.869	
8	2:02.555	35.084	50.358	37.113	254.0	1:44:54.972	8	1:55.199	B 31.317	43.687	40.195	260.7	46:34.068	
9	2:05.697	35.626	52.195	37.876	252.3	1:47:00.669	9	5:26.775	4:10.784	43.678	32.313	181.2	52:00.843	
10	2:03.649	34.856	51.394	37.399	251.7	1:49:04.318	10	1:46.537	30.880	43.465	32.192	262.6	53:47.380	
11	2:01.753	35.509	49.079	37.165	252.8	1:51:06.071	11	1:46.313	31.085	43.162	32.066	263.2	55:33.693	
12	2:03.021	34.069	50.798	38.154	253.4	1:53:09.092	12	1:48.766	31.874	43.743	33.149	263.2	57:22.459	
13	2:01.122	34.108	49.983	37.031	254.0	1:55:10.214	13	1:46.756	30.975	43.603	32.178	262.0	59:09.215	
14	2:12.687	B 35.881	48.394	48.412	233.3	1:57:22.901	14	1:46.517	30.942	43.362	32.213	262.6	1:00:55.732	
15	26:49.042	...	53.014	37.157	148.3	2:24:11.943	15	1:57.295	B 30.967	43.441	42.887	263.2	1:02:53.027	
16	2:03.534	34.725	49.876	38.933	250.5	2:26:15.477	16	10:30.055	9:04.113	52.362	33.580	127.2	1:13:23.082	
17	2:01.192	34.674	49.031	37.487	248.8	2:28:16.669	17	1:51.111	34.582	44.175	32.354	185.8	1:15:14.193	
18	1:59.945	34.023	50.058	35.864	253.4	2:30:16.614	18	1:46.722	31.477	43.102	32.143	255.8	1:17:00.915	
19	1:57.948	33.422	48.137	36.389	255.8	2:32:14.562	19	1:46.598	30.929	43.607	32.062	262.6	1:18:47.513	
20	1:59.434	34.847	48.207	36.380	257.0	2:34:13.996	20	1:45.776	30.732	43.138	31.906	262.0	1:20:33.289	
21	1:57.523	33.618	46.973	36.932	256.4	2:36:11.519	21	1:51.901	B 30.711	43.476	37.714	263.2	1:22:25.190	
22	1:57.827	33.456	47.991	36.380	254.6	2:38:09.346	22	48:45.936	...	48.503	32.735	135.4	2:11:11.126	
23	1:55.802	33.988	46.481	35.333	256.4	2:40:05.148	23	1:49.425	33.425	43.924	32.076	216.6	2:13:00.551	
24	1:55.862	32.755	47.457	35.650	258.9	2:42:01.010	24	1:46.578	30.801	43.522	32.255	262.0	2:14:47.129	
25	1:56.864	33.437	46.270	37.157	258.2	2:43:57.874	25	1:45.628	30.860	42.898	31.870	260.7	2:16:32.757	
26	1:57.044	34.587	47.066	35.391	255.8	2:45:54.918	26	1:46.196	30.684	43.553	31.959	265.2	2:18:18.953	
27	1:54.896	33.118	46.445	35.333	257.6	2:47:49.814	27	1:46.149	30.662	43.303	32.184	262.6	2:20:05.102	
28	1:57.228	33.973	46.959	36.296	257.0	2:49:47.042	28	1:46.188	30.809	43.382	31.997	262.0	2:21:51.290	
29	2:21.578	B 34.715	53.754	53.109	225.6	2:52:08.620	29	1:46.026	30.760	43.019	32.247	262.6	2:23:37.316	
<b>84</b> <b>Marco GILLTRAP</b> NZE							<b>30</b> <b>1:52.821</b> B 30.977 43.540 38.304 261.3 2:25:30.137							
Team GP Elite Porsche 911 GT3 Cup														
1	3:01.055	1:28.151	54.938	37.966	109.7	3:01.055								
2	1:57.098	35.019	47.786	34.293	228.9	4:58.153								
3	1:51.839	32.752	46.234	32.853	253.4	6:49.992								
4	1:48.929	31.622	44.496	32.811	261.3	8:38.921								
5	1:47.186	31.293	43.630	32.263	262.0	10:26.107								
6	1:47.398	31.064	43.579	32.755	263.9	12:13.505								
7	1:47.018	31.243	43.426	32.349	260.7	14:00.523								
8	1:47.066	31.544	43.229	32.293	265.2	15:47.589								
9	1:54.008	B 31.106	43.185	39.717	262.6	17:41.597								
10	7:10.689	5:53.730	44.370	32.589	179.7	24:52.286								
11	1:47.096	31.259	43.438	32.399	259.5	26:39.382								



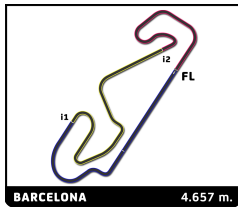




### PRIVATE TESTING THURSDAY PORSCHE SPRINT CHALLENGE SOUTHERN EUROPE Private Testing 1

#### Sector Analysis

Sector Analysis							Sector Analysis						
Lap	Time	Sector 1	Sector 2	Sector 3	T.Sp	Elapsed	Lap	Time	Sector 1	Sector 2	Sector 3	T.Sp	Elapsed
31	3:59.495	2:42.780	44.189	32.526	184.0	2:29:29.632	12	1:56.137	33.479	47.037	35.621	255.8	1:14:56.842
32	1:47.429	31.564	43.485	32.380	260.7	2:31:17.061	13	1:57.740	33.373	47.433	36.934	254.0	1:16:54.582
33	1:47.410	30.991	43.757	32.662	261.3	2:33:04.471	14	1:57.458	33.620	47.751	36.087	252.3	1:18:52.040
34	1:48.713	31.832	43.514	33.367	263.2	2:34:53.184	15	1:55.268	33.164	46.765	35.339	257.0	1:20:47.308
35	1:46.898	31.508	43.178	32.212	258.9	2:36:40.082	16	1:54.668	32.674	46.637	35.357	257.6	1:22:41.976
36	1:52.860B	31.018	43.350	38.492	261.3	2:38:32.942	17	1:59.696	33.560	46.773	39.363	232.3	1:24:41.672
37	4:32.287	3:13.424	46.237	32.626	161.8	2:43:05.229	18	2:17.097B	37.899	49.534	49.664	211.5	1:26:58.769
38	1:47.856	32.457	43.479	31.920	223.7	2:44:53.085	19	44:52.124	...	50.776	39.168	99.2	2:11:50.893
39	1:51.555	30.673	43.728	37.154	263.2	2:46:44.640	20	2:00.498	34.817	48.553	37.128	249.9	2:13:51.391
40	1:45.457	30.657	42.883	31.917	262.0	2:48:30.097	21	1:58.386	33.954	49.079	35.353	248.2	2:15:49.777
41	1:45.768	30.615	43.148	32.005	263.9	2:50:15.865	22	1:54.062	32.812	46.612	34.638	242.1	2:17:43.839
42	1:54.092B	30.794	43.236	40.062	263.9	2:52:09.957	23	1:52.945	32.520	45.766	34.659	258.2	2:19:36.784
<b>91</b> Anthony IMPERATO USA							<b>222</b> Robert CRONIN IRE						
Ombra srl Porsche 911 GT3 Cup							Team Parker Racing Porsche 718 Cayman GT4 RS CS						
1	:41:46.518	...	53.186	37.510	101.0	1:41:46.518	1	20:09.659	...	1:02.648	43.678	66.6	20:09.659
2	1:54.775	34.421	46.131	34.223	233.3	1:43:41.293	2	2:10.728	40.637	51.840	38.251	166.0	22:20.387
3	1:52.041	32.361	45.915	33.765	256.4	1:45:33.334	3	1:55.980	33.761	46.901	35.318	253.4	24:16.367
4	2:02.439	32.160	56.845	33.434	258.9	1:47:35.773	4	1:53.353	32.592	46.197	34.564	257.0	26:09.720
5	1:49.552	31.876	44.566	33.110	258.9	1:49:25.325	5	1:51.922	32.383	45.274	34.265	257.6	28:01.642
6	1:48.474	31.597	43.982	32.895	260.1	1:51:13.799	6	1:50.927	31.948	44.939	34.040	258.9	29:52.569
7	1:49.534	31.373	44.576	33.585	259.5	1:53:03.333	7	2:01.486B	31.976	45.067	44.443	259.5	31:54.055
8	1:48.176	31.594	43.594	32.988	262.6	1:54:51.509	8	3:42.697	2:17.738	48.221	36.738	170.9	35:36.752
9	1:56.123B	31.261	44.433	40.429	262.6	1:56:47.632	9	1:52.150	32.249	45.902	33.999	260.7	37:28.902
10	14:38.439	...	46.179	34.175	116.8	2:11:26.071	10	1:50.745	32.044	44.801	33.900	259.5	39:19.647
11	1:49.484	32.261	44.090	33.133	255.8	2:13:15.555	11	1:50.860	32.149	45.126	33.585	260.1	41:10.507
12	1:49.439	31.381	44.324	33.734	258.2	2:15:04.994	12	1:50.563	31.892	44.939	33.732	261.3	43:01.070
13	1:51.128	31.793	45.128	34.207	255.8	2:16:56.122	13	1:50.359	32.141	44.886	33.332	260.1	44:51.429
14	2:08.034B	31.480	54.301	42.253	258.9	2:19:04.156	14	1:49.812	31.935	44.427	33.450	261.3	46:41.241
15	19:55.397	...	55.689	37.712	118.2	2:38:59.553	15	2:01.354B	32.605	46.676	42.073	261.3	48:42.595
16	1:55.501	33.864	47.550	34.087	245.4	2:40:55.054	16	35:05.890	...	55.689	41.662	91.9	1:23:48.485
17	1:51.339	32.543	45.238	33.558	257.0	2:42:46.393	17	2:16.644	40.169	55.346	41.129	199.5	1:26:05.129
18	1:49.777	31.930	44.569	33.278	258.9	2:44:36.170	18	2:16.480B	33.155	53.855	49.470	254.0	1:28:21.609
19	1:48.624	31.604	44.010	33.010	259.5	2:46:24.794	19	12:33.062	...	46.789	34.640	149.8	1:40:54.671
20	1:48.798	31.412	44.109	33.277	261.3	2:48:13.592	20	1:52.355	32.741	45.545	34.069	258.2	1:42:47.026
21	1:48.613	31.440	43.928	33.245	260.1	2:50:02.205	21	1:51.791	32.512	45.358	33.921	260.7	1:44:38.817
22	1:48.301	31.642	43.738	32.921	260.7	2:51:50.506	22	1:52.187	32.182	44.800	35.205	260.7	1:46:31.004
23	1:48.681	31.614	44.142	32.925	259.5	2:53:39.187	23	1:51.391	32.474	45.249	33.668	259.5	1:48:22.395
24	2:03.713B	31.770	44.452	47.491	261.3	2:55:42.900	24	1:52.225	33.420	45.000	33.805	261.3	1:50:14.620
<b>112</b> Alfred LENFERINK NLD							<b>229</b> Robert CRONIN IRE						
Hans Weijis Motorsport Porsche 911 GT3 Cup							Team Parker Racing Porsche 718 Cayman GT4 RS CS						
1	:22:30.413	...	55.725	42.118	136.8	1:22:30.413	25	1:54.712	32.299	47.581	34.832	258.2	2:23:24.857
<b>145</b> Marcelo TOMASONI ITA							<b>26</b> 1:52.374 32.382 45.476 34.516 259.5 2:25:17.231						
Proton Huber Competition Porsche 911 GT3 Cup							27 1:52.423 32.393 45.509 34.521 259.5 2:27:09.654						
1	46:07.093B	...	1:01.376	59.970	74.4	46:07.093	28	1:54.435	32.508	46.003	35.924	258.2	2:29:04.089
2	4:38.890	3:08.389	51.348	39.153	103.7	50:45.983	29	2:03.773	33.989	53.113	36.671	238.9	2:31:07.862
3	2:05.342	36.424	51.311	37.607	250.5	52:51.325	30	1:52.715	32.633	45.768	34.314	258.2	2:33:00.577
4	2:02.668	34.188	51.669	36.811	255.8	54:53.993	31	1:52.583	32.636	45.628	34.319	239.5	2:34:53.160
5	1:58.951	34.049	48.528	36.374	253.4	56:52.944	32	2:09.332B	32.974	46.104	50.254	244.3	2:37:02.492
6	1:58.400	33.535	48.153	36.712	255.8	58:51.344	33	10:26.817	9:03.301	48.367	35.149	111.4	2:47:29.309
7	1:58.714	33.674	48.215	36.825	255.2	1:00:50.058	34	1:53.697	32.984	46.093	34.620	253.4	2:49:23.006
8	2:01.178	34.049	50.750	36.379	238.9	1:02:51.236	35	1:52.967	32.845	45.723	34.399	257.0	2:51:15.973
9	1:56.697	33.249	47.247	36.201	255.8	1:04:47.933	36	1:54.378	32.989	45.877	35.512	252.3	2:53:10.351
10	2:16.751B	34.238	50.895	51.618	255.8	1:07:04.684	37	2:12.668B	32.550	47.559	52.559	259.5	2:55:23.019
11	5:56.021	4:30.760	49.258	36.003	72.3	1:13:00.705							



### PRIVATE TESTING THURSDAY PORSCHE SPRINT CHALLENGE SOUTHERN EUROPE Private Testing 1

#### Sector Analysis

— Invalidated Lap    ■ Personal Best    ■ Session Best    B Crossing the pit lane

Lap	Time	Sector 1	Sector 2	Sector 3	T.Sp	Elapsed	Lap	Time	Sector 1	Sector 2	Sector 3	T.Sp	Elapsed
30	1:51.989	32.697	45.285	34.007	260.7	2:35:53.010	3	1:58.233	34.676	49.818	33.739	215.3	1:42:29.171
31	1:52.607	32.607	45.967	34.033	260.7	2:37:45.617	4	1:50.555	31.566	46.590	32.399	248.8	1:44:19.726
32	1:52.383	32.545	45.527	34.311	260.1	2:39:38.000	5	1:46.441	31.255	43.198	31.988	256.4	1:46:06.167
33	1:52.527	32.504	45.739	34.284	260.7	2:41:30.527	6	1:46.109	30.897	43.123	32.089	262.0	1:47:52.276
34	2:00.255B	32.600	46.685	40.970	260.1	2:43:30.782	7	1:50.266	<b>30.780</b>	47.164	32.322	263.2	1:49:42.542
<b>372</b> Mark VAN ELDIK NLD Hans Weijs Motorsport Porsche 911 GT3 Cup							8	<b>1:45.802</b>	30.870	42.992	31.940	262.6	1:51:28.344
1	:44:24.134	...	52.348	39.237	104.6	2:44:24.134	9	1:52.715B	30.901	44.901	36.913	263.2	1:53:21.059
2	1:57.605	34.516	47.669	35.420	251.1	2:46:21.739	10	17:08.082	...	45.014	32.903	162.0	2:10:29.141
3	2:12.614B	33.403	50.243	48.968	252.3	2:48:34.353	11	1:47.149	31.464	43.473	32.212	256.4	2:12:16.290
4	3:37.335	2:14.732	47.691	<b>34.912</b>	165.2	2:52:11.688	12	1:47.014	31.520	43.576	<b>31.918</b>	262.0	2:14:03.304
5	<b>1:54.650</b>	33.601	<b>45.939</b>	35.110	252.3	2:54:06.338	13	1:46.568	30.959	43.005	32.604	262.0	2:15:49.872
6	2:10.418B	<b>32.891</b>	50.017	47.510	254.0	2:56:16.756	14	1:46.437	30.927	43.389	32.121	260.1	2:17:36.309
<b>911</b> Gian Luca TÜCCAROGLU ITA HP Racing Team (a-workx) Porsche 911 GT3 Cup							15	1:45.915	30.952	<b>42.946</b>	32.017	262.0	2:19:22.224
1	18:09.180	...	1:07.099	41.638	104.1	18:09.180	16	1:55.928	31.021	46.313	38.594	261.3	2:21:18.152
2	2:01.466	37.182	49.849	34.435	204.4	20:10.646	17	1:56.320B	30.802	46.369	39.149	261.3	2:23:14.472
3	1:52.108	32.162	44.776	35.170	257.0	22:02.754	18	8:16.644	6:58.522	45.229	32.893	176.2	2:31:31.116
4	1:55.945B	31.308	44.887	39.750	258.2	23:58.699	19	1:51.471	33.046	43.789	34.636	256.4	2:33:22.587
5	16:30.651	...	48.202	33.947	154.7	40:29.350	20	1:47.402	31.692	43.241	32.469	255.2	2:35:09.989
6	1:51.029	32.592	44.853	33.584	255.2	42:20.379	21	1:52.114	31.307	44.091	36.716	261.3	2:37:02.103
7	1:49.333	31.747	44.485	33.101	256.4	44:09.712	22	1:52.403B	31.048	43.572	37.783	263.2	2:38:54.506
8	1:48.710	31.416	44.302	32.992	258.2	45:58.422							
9	1:49.210	32.028	44.097	33.085	246.0	47:47.632							
10	1:48.145	31.347	43.659	33.139	260.1	49:35.777							
11	1:47.610	31.159	43.734	32.717	260.7	51:23.387							
12	1:47.355	31.158	43.569	32.628	261.3	53:10.742							
13	1:51.673B	31.323	44.192	36.158	260.1	55:02.415							
14	7:44.767	6:27.663	44.168	32.936	179.7	1:02:47.182							
15	1:49.178	31.221	44.123	33.834	257.6	1:04:36.360							
16	1:49.194	31.776	44.392	33.026	257.0	1:06:25.554							
17	1:47.447	31.273	43.608	32.566	260.1	1:08:13.001							
18	<b>1:47.008</b>	<b>31.069</b>	<b>43.412</b>	32.527	259.5	1:10:00.009							
19	1:47.631	31.216	43.642	32.773	260.1	1:11:47.640							
20	1:47.938	31.342	43.670	32.926	260.7	1:13:35.578							
21	1:55.010B	31.963	45.715	37.332	260.7	1:15:30.588							
22	56:18.821	...	57.878	39.729	115.5	2:11:49.409							
23	1:57.601	38.700	45.868	33.033	184.3	2:13:47.010							
24	1:48.729	31.532	44.190	33.007	259.5	2:15:35.739							
25	1:48.471	31.355	44.463	32.653	257.6	2:17:24.210							
26	1:48.963	32.357	43.928	32.678	256.4	2:19:13.173							
27	1:49.451	32.937	43.993	32.521	258.2	2:21:02.624							
28	1:47.154	31.265	43.652	<b>32.237</b>	255.8	2:22:49.778							
29	1:48.428	31.566	44.285	32.577	256.4	2:24:38.206							
30	1:47.743	31.312	43.952	32.479	262.6	2:26:25.949							
31	1:47.869	31.308	43.837	32.724	255.2	2:28:13.818							
32	1:47.248	31.183	43.648	32.417	259.5	2:30:01.066							
33	1:47.381	31.290	43.727	32.364	259.5	2:31:48.447							
34	1:47.947	31.604	43.945	32.398	258.2	2:33:36.394							
35	1:56.741B	31.900	43.965	40.876	260.1	2:35:33.135							
<b>998</b> Jan SEYFFERT DEU HP Racing Team (a-workx) Porsche 911 GT3 Cup													
1	:29:41.463B	...	1:16.055	46.021	107.8	1:29:41.463							
2	10:49.475	9:18.793	53.437	37.245	131.5	1:40:30.938							